

**NATIONAL
ARCHIVES
MICROFILM
PUBLICATIONS**

MICROCOPY

5

9

5

ROLL

6

2

3

NATIONAL ARCHIVES MICROFILM PUBLICATIONS

Microcopy No. 595

INDIAN CENSUS ROLLS

1885-1940

Roll 623

Union (Choctaw Indians only)

1885



THE NATIONAL ARCHIVES
NATIONAL ARCHIVES AND RECORDS SERVICE
GENERAL SERVICES ADMINISTRATION

Washington: 1965

Robert L.

Miner Agency

64 9/29

census of the
Choctaw Nation

wrap & hinge



a



Attest my hand this
13th day of April 1883
John W. Will
Notary Public for
the State of Michigan

[Faint, illegible text, possibly a signature or address]

657

UNION Agency, Indian Ter.

Muskogee, April 18, 1885.

Sir;

Referring to Circular No 148, dated April 6th, 1885-

It is impossible for the Agent at this Agency, to comply with the law, requiring Indian Agents to submit with the annual report, a census of the Indians on the reservation.

There are about 65,000 Indians within this Agency and it requires \$3,000 to have the census taken.



Very respectfully,

Commissioner Indian Affairs

Ant

Choctaw Nation, 1885

Copy

LAND.	LIVE STOCK.					AGRICULTURAL PRODUCTS.				MISCELLANEOUS.	
Acres under Cultivation.	No. of Horses.	No. of Mules.	No. of Cattle.	No. of Sheep.	No. of Goats.	No. of Hogs.	No. Bales of Cotton.	No. Bushels of Corn.	No. Bushels of Wheat.	No. Bushels of Oats.	OTHER INFORMATION.
<p style="font-size: 1.2em; font-family: cursive;">The Census of San Bois County of the 1st Judicial District Choctaw Nation in 1885-</p>											
<div style="border: 1px solid black; padding: 5px; display: inline-block;"> 25795 INDIAN OFFICE. 1886 inclos: No. </div>											

Choctaw Nation, 1885

LAND.	LIVE STOCK.					AGRICULTURAL PRODUCTS.			MISCELLANEOUS.		
Acres under Cultivation.	No. of Horses.	No. of Mules.	No. of Cattle.	No. of Sheep.	No. of Goats.	No. of Hogs.	No. Bales of Cotton.	No. Bushels of Corn.	No. Bushels of Wheat.	No. Bushels of Oats.	OTHER INFORMATION.
<p>The Census of Sans Bois County of the 1st Judicial District - Choctaw Nation, in the year 1885.</p>											

Census of

County,

Choctaw Nation, 1885

DESCRIPTION OF PERSONS.

LAND.

LIVE STOCK.

AGRICULTURAL PRODUCTS.

MISCELLANEOUS.

NAMES

AGE

Male

Female

Indian

White

Colored

OCCUPATION

Acres under Cultivation.

No. of Horses.

No. of Mules.

No. of Cattle.

No. of Sheep.

No. of Goats.

No. of Hogs.

No. Bales of Cotton.

No. Bushels of Corn.

No. Bushels of Wheat.

No. Bushels of Oats.

OTHER INFORMATION

*The Census of Sans Bois County
of the 1st Judicial District - Choctaw Nation
in the year 1885.*


TOTALS



Census of *Sans Bois* County,

Choctaw Nation, 1885

NAMES.	AGE.	DESCRIPTION OF PERSONS.					OCCUPATION.	LAND.		LIVE STOCK.					AGRICULTURAL PRODUCTS.				MISCELLANEOUS.
		Male.	Female.	Indian.	White.	Colored.		Acres under Cultivation.	No. of Horses.	No. of Mules.	No. of Cattle.	No. of Sheep.	No. of Goats.	No. of Hogs.	No. Bales of Cotton.	No. Bushels of Corn.	No. Bushels of Wheat.	No. Bushels of Oats.	OTHER INFORMATION
1 Edmund McCurtain	43	1		1				100	15	300			50		1000	600	600	Principal Chief	
2 Claricy McCurtain	25		1	1															
3 Kittie McCurtain	18		1	1															
4 Jinnie McCurtain	13		1	1															
5 George McCurtain	8	1		1															
6 Zack Kartal	12	1		1															
7 Green McCurtain	36	1		1		Farmer	320	8	250			60	10	5000					
8 Kittie McCurtain	30		1	1															
9 Alice McCurtain	7		1	1															
10 Lena McCurtain	4		1	1															
11 Napoleon A. McCurtain	2	1		1															
12 Sam Tobly	9	1		1															
13 Mitchell Harrison	37	1		1		Merchant	50	8	40										
14 Henry C. Harrison	12	1		1															
15 Peter Winlock	19	1		1				1											
16 Pauly Winlock	20		1	1															
17 Maldon Patterson	35	1		1								20							
18 Martha Patterson	16		1	1	1														
19 Rufus Winlock	24	1		1															
20 James Patterson	22	1		1		Mechanic		2				30							
21 Sophronia Patterson	20		1	1															
22 Robert Patterson	6	1		1															
23 Jesse Patterson	3	1		1															
24 Luke Patterson	2	1		1															
25 Babe Thompson	24	1		1				4	2										
26 Horrace James	36	1		1				2				4							
27 Cornelia Jamis	40		1	1															
28 Johnson James	2	1		1															
29 Moses Dyer	26	1		1								6							
30 Lucy Dyer	30		1	1															
TOTALS		19	11	28	2			370	40	592		200	10	5000		600			



2 Census of *Sans Bois* County,

Choctaw Nation, 1885

NAMES.	DESCRIPTION OF PERSONS.						OCCUPATION.	LAND.				LIVE STOCK.					AGRICULTURAL PRODUCTS.			MISCELLANEOUS.
	AGE.	Male.	Female.	Indian.	White.	Colored.		Acres under Cultivation.	No. of Horses.	No. of Mules.	No. of Cattle.	No. of Sheep.	No. of Goats.	No. of Hogs.	No. Bales of Cotton.	No. Bushels of Corn.	No. Bushels of Wheat.	No. Bushels of Oats.	OTHER INFORMATION.	
31 Nicholas Dyer	2	1																		
32 Francis Dyer	1		1	1																
33 Silas Bohanan	26	1		1																
34 Rachel Bohanan	25		1	1																
35 Joseph Bohanan	5	1		1																
36 Louis Lucust	34	1		1																
37 Mary Lucust	31		1	1																
38 Charles Bascom	10	1		1																
39 Margaret Bascom	8		1	1																
40 Ely Lucust	13	1		1																
41 Mary Lucust	29		1	1																
42 Ellen Lucust	17		1	1																
43 Joshua Lucust	13	1		1																
44 Robert Lee	9	1		1																
45 Frank Lucust	2	1		1																
46 Watson Lucust	10	1		1																
47 Sally Lucust	60		1	1																
48 Benjamin F. Seaton	38	1			1															
49 Elizabeth Seaton	24		1	1																
50 Frank M. Seaton	5	1		1																
51 Joel Harkin	60	1		1																
52 Simon Johnson	38	1		1																
53 Levina Johnson	28		1	1																
54 Alex Johnson	17	1		1																
55 Emeline Johnson	7		1	1																
56 Wily Holmes	45		1	1																
57 Wallace Folsom	6	1		1			20	2									200			
58 Sealy Calister	24		1	1								15								
59 Joseph Byington	3	1		1																
60 Bicy Thompson	2		1	1																
TOTALS		17	13	29	1															
							141	30	4	191		249		800						

*Citizen by marriage
Chickasaw.*

3 Census of Sans Bois County,

Choctaw Nation, 1885

NAMES.	DESCRIPTION OF PERSONS.						OCCUPATION.	LAND.		LIVE STOCK.						AGRICULTURAL PRODUCTS.			MISCELLANEOUS.
	AGE.	Male.	Female.	Indian.	White.	Colored.		Acres under Cultivation.	No. of Horses.	No. of Mules.	No. of Cattle.	No. of Sheep.	No. of Goats.	No. of Hogs.	No. Bales of Cotton.	No. Bushels of Corn.	No. Bushels of Wheat.	No. Bushels of Oats.	OTHER INFORMATION.
61 Jimpson Thompson	40	1		1									40	10					
62 Lucy Thompson	30		1	1															
63 Billy Thompson	23	1		1															
64 James Thompson	45	1		1															
65 Semaye Thompson	30		1	1															
66 Noel Thompson	8	1		1															
67 Watson King	30	1		1															
68 Francis King	26		1	1									5						
69 Alice King	2		1	1															
70 God Garland	38	1		1															
71 Elsie Garland	28		1	1															
72 Clarisy Garland	5		1	1															
73 John B. Drake	46	1			1														
74 Tobias Thompson	6	1			1														Citizen by Marriage
75 Permillia Drake	36		1	1															
76 John E Drake	4	1		1															
77 Canzadia Drake	2		1	1															
78 Nath Drake	mo	1		1															
79 Wilson Carney	30	1		1															
80 Mulrey Carney	26		1	1															
81 Gibson Carney	9	1		1															
82 Albert Carney	8	1		1															
83 Warkin Carney	6	1		1															
84 Gilbert Carney	3	1		1															
85 Eliza King	54		1	1															
86 Abby King	28		1	1															
87 Elvra King	2		1	1															
88 Rosella King	4		1	1															
89 Eliza J. Riddle	12		1	1															
90 John Riddle	14	1		1															
TOTALS	16	14	29	1															
							165 1/4	69	3	256	37		282		1265				

4 Census of *Sans Bois* County,

Choctaw Nation, 1885


NAMES	AGE	DESCRIPTION OF PERSONS					OCCUPATION	LAND Acres under Cultivation	LIVE STOCK						AGRICULTURAL PRODUCTS				MISCELLANEOUS OTHER INFORMATION
		Male	Female	Indian	White	Colored			No. of Horses	No. of Mules	No. of Cattle	No. of Sheep	No. of Goats	No. of Hogs	No. Bales of Cotton	No. Bushels of Corn	No. Bushels of Wheat	No. Bushels of Oats	
91 Annie Carney	22		1	1				30	20		100	18	6	200		250			
92 Hattie Carney	12		1	1															
93 Allen Carney	11	1		1															
94 Louisa Carney	10		1	1															
95 Jincy Carney	9		1	1															
96 Moriah Carney	7		1	1															
97 Moton Carney	6	1		1															
98 Dora Carney	1		1	1															
99 Robert Carney	57	1		1		Farmer	108	45	5	500	44		100		1000				
100 Lizzie Carney	40		1	1															
101 Bicy Carney	12		1	1															
102 Folsom Carney	6	1		1															
103 Jonas Carney	11	1		1															
104 Daniel Smith	16	1		1															
105 Abel McGilberry	13	1		1															
106 John W. Carney	20	1		1															
107 Seely Carney	30		1	1															
108 Morris Carney	18	1		1															
109 Artemesia Folsom	45		1	1			7	3	1				4						
110 Alex Folsom	14	1		1															
111 Henrietta Folsom	12	1		1															
112 Benj. F. Folsom	7	1		1															
113 Susie Carney	20		1	1			23	20		60		40		100					
114 Coleman Carney	15	1		1															
115 Mary Carney	14		1	1															
116 Emily Carney	10		1	1															
117 Francis Carney	8		1	1															
118 Sam Carney	4	1		1															
119 Cephus Carney	1	1		1															
120 Andrew Morre	20	1		1															
TOTALS		15	15	30				168	94	6	660	62	6	374		1350			



5 Census of *Sans Bois* County,

Choctaw Nation, 1885

NAMES	DESCRIPTION OF PERSONS.						OCCUPATION	LAND.	LIVE STOCK.						AGRICULTURAL PRODUCTS.			MISCELLANEOUS	
	AGE	Male	Female	Indian	White	Colored		Acres under Cultivation.	No. of Horses.	No. of Mules.	No. of Cattle.	No. of Sheep.	No. of Goats.	No. of Hogs.	No. Bales of Cotton.	No. Bushels of Corn.	No. Bushels of Wheat.	No. Bushels of Oats.	OTHER INFORMATION
121 Joseph Lukky	22	1		1															
122 Morris Barney	13	1		1															
123 Wily Jones	29	1		1			3	10	27			20							
124 Wily Jones	24		1	1															
125 Douglass Jones	4	1		1															
126 Eliza Jones	1	1		1															
127 Susan Kincaid	10		1	1															
128 Isaac King	17	1		1				1				10							
129 Fandy Folsom	19	1		1			5	1				7							
130 Martha Folsom	20		1	1															
131 Audeline Folsom	1		1	1															
132 Henry B. Foreman	34	1		1			275	25	130			150	56	3000		150			Charoker
133 Lethy Foreman	17		1	1															
134 Edmund Henry	8	1		1			125		74			150	3	1500					Property of 134 & 135.
135 Woodson Henry	10	1		1															
136 Elizabeth Frazier	50		1	1			40	2	25			6	1/2	400					Citizen by marriage
137 James Bickle	26	1		1			16		5			7							" " "
138 Susan Bickle	20		1	1															
139 Serena Bickle	4		1	1															
140 William Franklin	30	1		1			6	9				100		100					
141 Eliza Franklin	25		1	1															
142 Houston Franklin	12	1		1															
143 Nicholas Franklin	10	1		1															
144 Mary Franklin	1	1		1															
145 James Kemp	39	1		1			19	6	1	13	19	30		65					
146 Lennice Kemp	39		1	1															
147 Stanton Kemp	14	1		1															
148 Wallen Kemp	10	1		1															
149 Martin Kemp	14	1		1															
150 Lizzie William	3		1	1															
TOTALS	1	18	12	28	2		489	54	1	274	19	470	59 1/2	5065		150			



Census of *Sans Bois* County,

Choctaw Nation, 1885

NAMES.	AGE.	DESCRIPTION OF PERSONS.					OCCUPATION.	LAND. Acres under Cultivation.	LIVE STOCK.					AGRICULTURAL PRODUCTS.				MISCELLANEOUS. OTHER INFORMATION.	
		Male.	Female.	Indian.	White.	Colored.			No. of Horses.	No. of Mules.	No. of Cattle.	No. of Sheep.	No. of Goats.	No. of Hogs.	No. Bales of Cotton.	No. Bushels of Corn.	No. Bushels of Wheat.		No. Bushels of Oats.
151 Lily Charles	14		1	1															
152 Moses Perryman	19	1					4	5					7		75				Creek
153 Nancy Perryman	18		1	1															
154 Rachel Perryman	1		1	1															
155 Bath Perryman	1	1		1															
156 Martha Perryman	3		1	1															
157 McHuttubbee	60	1		1						2			10						
158 Phillip McKinney	29	1		1					3			18	20						
159 Pauly McKinney	24		1	1															
160 Sampson McKinney	5	1		1															
161 Dickson McKinney	2	1		1															
162 Thomas Colbert	38	1		1			15	1					5						
163 Sally Colbert	22		1	1															
164 Joshua Colbert	17	1		1															
165 Simon E. Louis	44	1		1			30	4		15			30	4	100				
166 Martha Louis	23		1		1														
167 Simon F. Louis	4	1		1															
168 Geo. C. Louis	2	1		1															
169 Kitty Foreman	18		1	1															
170 Simon Foreman	1/2	1		1															
171 Thomas Walt	42	1		1			15												
172 Levina Walt	27		1	1															
173 David Walt	16	1		1															
174 Emily Walt	14		1	1															
175 Jesse Walt	12	1		1															
176 William Russell	11	1		1															
177 Louisa Russell	8		1	1															
178 Thomas Walt	4	1		1															
179 Wartha Walt	2		1	1															
180 Elsy Frazer	8		1	1			30	3		27			9		400				
TOTALS		17	13	29	1		94	16	2	42	18		81	4	575				

7 Census of *Sauv Bois* County,

Choctaw Nation, 1885

NAMES.	DESCRIPTION OF PERSONS.						OCCUPATION.	LAND.	LIVE STOCK.						AGRICULTURAL PRODUCTS.			MISCELLANEOUS.
	AGE.	Male.	Female.	Indian.	White.	Colored.		Acres under Cultivation.	No. of Horses.	No. of Mules.	No. of Cattle.	No. of Sheep.	No. of Goats.	No. of Hogs.	No. Bales of Cotton.	No. Bushels of Corn.	No. Bushels of Wheat.	No. Bushels of Oats.
181 Hervey Smith	51	1		1			Farmer	115	4	52	3	50	17	150			40	
182 Elizabeth Smith	47		1		1													
183 Freeman Smith	17	1		1														
184 George Smith	13	1		1														
185 Henry Smith	10	1		1														
186 Bill Smith	8	1		1														
187 Elmo Smith	6	1		1														
188 George W. Walker	39	1		1			Physician	80	1	50		50	6	300				
189 Sarah Walker	22		1	1														
190 William Walker	8	1		1														
191 Cora Walker	4		1	1														
192 Arthur Walker	3	1		1														
193 John Sanders	35	1			1		Farmer	80	5	75	9	12	6	175				Citizen by Marriage.
194 Long Sanders	33		1	1														
195 Freeman Span	10	1		1														
196 Harry Span	8	1		1														
197 Pitt Sanders	3	1		1														
198 Babe Sanders	3		1	1														
199 John W. Bumgarner	40	1		1	1		Farmer	150	6	300		100	40	1000				Citizen by Marriage.
200 Susan Bumgarner	48		1	1														
201 Jeno Johnson	25	1		1			Farmer	40	3			10	12	500				
202 Samuel Bumgarner	10	1		1														
203 William J. Crowder	45	1		1			Farmer	12	1			30		100				
204 Sarah Crowder	50		1	1														
205 Nancy Crowder	15		1	1														
206 William William	7	1		1														
207 William King	29	1		1			Farmer	100	6	125		100		250				
208 Patsy King	40		1	1														
209 Melinda Washington	25		1	1														
210 Sam Folsom	2	1		1														
TOTALS		20	10	27	3			577	26	602	12	352	81	2475				

8 Census of *Sans Bois* County,

Choctaw Nation, 1885

NAMES	AGE	DESCRIPTION OF PERSONS					OCCUPATION	LAND	LIVE STOCK					AGRICULTURAL PRODUCTS			MISCELLANEOUS		
		Male	Female	Indian	White	Colored		Acres under Cultivation	No. of Horses	No. of Mules	No. of Cattle	No. of Sheep	No. of Goats	No. of Hogs	No. Bales of Cotton	No. Bushels of Corn	No. Bushels of Wheat	No. Bushels of Oats	OTHER INFORMATION
211 <i>Lizzie Bacon</i>	$\frac{1}{3}$		1	1															
212 <i>Stam Holson</i>	50	1		1			Farmer	8	5	30		50		100					
213 <i>Martha Holson</i>	50		1	1															
214 <i>Emek Tucker</i>	34	1		1	1		Farmer	30	3			19	1	100					<i>citizen by marriage</i>
215 <i>Rhoda Tucker</i>	22		1	1															
216 <i>Martha Tucker</i>	14		1	1															
217 <i>Nettie Tucker</i>	6		1	1															
218 <i>Ida Tucker</i>	3		1	1															
219 <i>Hiram King</i>	34	1		1			Farmer	75	2	20		50	15	1200					
220 <i>Martha King</i>	25		1	1															
221 <i>William B. King</i>	9	1		1															
222 <i>Charley L. King</i>	6	1		1															
223 <i>Anderson J. King</i>	3	1		1															
224 <i>Babe King</i>	5	1		1															
225 <i>John Hendricks</i>	41	1		1			Farmer	12	2	45		60	5	400					
226 <i>Caroline Hendricks</i>	12		1	1															
227 <i>Harriett Hendricks</i>	10		1	1															
228 <i>Milo Hendricks</i>	9	1		1															
229 <i>Theodasia Hendricks</i>	6		1	1															
230 <i>John Herren</i>	26	1			1		Farmer	18	1	5		6		120					<i>Citizen by marriage</i>
231 <i>Susan Herren</i>	35		1	1															
232 <i>Nancy Herren</i>	6		1	1															
233 <i>Wille M. Herren</i>	4		1	1															
234 <i>Lula C. Herren</i>	1		1	1															
235 <i>Jack Roe</i>	40	1		1			Farmer	33 $\frac{1}{4}$				6	2 $\frac{1}{2}$	90					<i>Cherokee</i>
236 <i>Jone Roe</i>	23		1	1															
237 <i>Columbus Roe</i>	14	1		1															
238 <i>Eliza Roe</i>	12		1	1															
239 <i>Rose Roe</i>	6		1	1															
240 <i>Andrew Roe</i>	8	1		1															
TOTALS		13	17	28	2			176 $\frac{1}{4}$	13	100		191	25 $\frac{1}{2}$	2010					

9 Census of *Sans Bois* County,

Choctaw Nation, 1885

NAMES.	DESCRIPTION OF PERSONS.						OCCUPATION.	LAND.	LIVE STOCK.						AGRICULTURAL PRODUCTS.				MISCELLANEOUS.
	AGE.	Male.	Female.	Indian.	White.	Colored.		Acres under Cultivation.	No. of Horses.	No. of Mules.	No. of Cattle.	No. of Sheep.	No. of Goats.	No. of Hogs.	No. Bales of Cotton.	No. Bushels of Corn.	No. Bushels of Wheat.	No. Bushels of Oats.	OTHER INFORMATION.
241 John W. Roe	1	1																	
242 Martin E. Crowder	36	1					Farmer	100	2	25			50	20	1000				
243 Katy C. Crowder	12		1	1															
244 Matilda J. Crowder	10		1	1															
245 Napoleon B. Crowder	3	1																	
246 Catherine Crowder	3 ⁰		1	1															
247 Henry Cummings	28	1			1		Farmer	32	2	3			40	3	250				Citizen by marriage
248 Alcidonia Cummings	19		1	1															
249 Joseph Cummings	3	1																	
250 Ida M. Cummings	18		1	1															
251 Louisa Workman	20		1	1															
252 Mary A. Workman	8		1	1															
253 Lucy Curatt	40		1	1				45	3	3			6		200				
254 Cooper Suratt	21	1			1														
255 Louisa Suratt	19		1	1															
256 Moses Woolridge	32	1		1			Farmer	15	5	2			100		90				
257 Lizzie Woolridge	32		1	1															
258 Francis Woolridge	12		1	1															
259 Nicholas Woolridge	10	1																	
260 Susan Woolridge	8		1	1															
261 Sing Woolridge	1		1	1															
262 Mack Cowen	29	1			1														
263 Jerry Wilson	49	1			1														
264 Rhoda Woolridge	65		1	1				3					10						
265 Daniel Davis	30	1			1														
266 Sophie Davis	21		1	1															
267 Melvina Davis	5		1	1															
268 Joe Beams	33	1			1		Farmer	6	4				10						
269 Nancy Beams	26		1	1															
270 Jincy Beams	9		1	1															
TOTALS		12	18	29	1			201	13	33			316	23	1340				

10 Census of *Sans Bois* County,

Choctaw Nation, 1885

NAMES.	DESCRIPTION OF PERSONS.						OCCUPATION.	LAND. Acres under Cultivation.	LIVE STOCK.					AGRICULTURAL PRODUCTS.				MISCELLANEOUS. OTHER INFORMATION
	AGE.	Male.	Female.	Indian.	White.	Colored.			No. of Horses.	No. of Mules.	No. of Cattle.	No. of Sheep.	No. of Goats.	No. of Hogs.	No. Bales of Cotton.	No. Bushels of Corn.	No. Bushels of Wheat.	
271 Babe Beams	<i>weeks</i> 3	1		1														
272 Hagan Belvin	37	1		1			Farmer	15	8	75		30		70				
273 Elsie Belvin	23		1	1														
274 Elizabeth Belvin	6		1	1														
275 Rufus R. Belvin	12	1		1														
276 Lucinda Belvin	3		1	1														
277 Arben Johnson	13	1		1														
278 Joseph Coby	30	1		1			Farmer	15	4	65		30		50				
279 Sophie Coby	27		1	1														
280 Rosy Coby	11		1	1														
281 Abner Coby	9	1		1														
282 Dave Coby	5	1		1														
283 Frank Coby	2	1		1														
284 McKee King	12	1		1														
285 Great Cooper	30	1		1			Farmer	12	5	50		30		60				
286 Sally Cooper	28		1	1														
287 Levina Cooper	4		1	1														
288 Louisa Cooper	2		1	1														
289 Lucinda Cooper	3		1	1														
290 Daniel Hall	12	1		1														
291 Jerry Holson	33	1		1			Merchant	31	6	80		6 40		200				
292 Katy Holson	23		1	1														
293 Jackson Holson	7	1		1														
294 Lizzie Holson	6		1	1														
295 Peter Holson	5	1		1														
296 Charly King	10	7		1														
297 William Hunt	27	1		1			Farmer	3	2	2		15		20				
298 Louisa Hunt	30		1	1														
299 Gels Hunt	7		1	1														
300 Sing Hunt	5		1	1														
TOTALS		16	14	59				76	25	240	6	165		400				
														400				

11 Census of *Sans Bois* County,

Choctaw Nation, 1885

NAMES.	DESCRIPTION OF PERSONS.						OCCUPATION.	LAND.	LIVE STOCK.						AGRICULTURAL PRODUCTS.			MISCELLANEOUS.	
	AGE.	Male.	Female.	Indian.	White.	Colored.		Acres under Cultivation.	No. of Horses.	No. of Mules.	No. of Cattle.	No. of Sheep.	No. of Goats.	No. of Hogs.	No. Bales of Cotton.	No. Bushels of Corn.	No. Bushels of Wheat.	No. Bushels of Oats.	OTHER INFORMATION.
301. James Hunt	4	1		1															
302. Dickson Hunt	1	1		1															
303. Nicholas King	14	1		1															
304. Francis Dwight	8		1	1															
305. Robinson Kear	29	1		1			Farmer	13	2	4			3						
306. Lucy Kear	20		1	1															
307. Babe Kear	1/2		1	1															
308. Liddy Louis	18		1	1															
309. Louisa Louis	3		1	1															
310. Gibson Louis	5	1		1															
311. John Jones	15	1		1															
312. Dickson Louis	20	1		1															
313. Mary Louis	18		1	1															
314. Houston Bacon	30	1		1			Farmer	4		2			20						
315. Elizabeth Bacon	20		1	1															
316. Aaron Bacon	7	1		1															
317. Louis Bacon	2	1		1															
318. John Makhattabi	45	1		1					1				10						
319. Cornelius Brandy	12	1		1															
320. Smeal Daniel	58	1		1			Farmer	11	1	40			12	100					
321. Martha Daniel	44		1	1															
322. Sarah Hopson	25		1	1															
323. Adam Hopson	30	1		1					1	2			15						
324. Luncinda Hopson	1		1	1															
325. Francis Daniel	1		1	1															
326. Deumek Dwight	33	1		1															
327. Wiley Dwight	40		1	1															
328. Audels Jackson	30	1		1			Farmer	6	4				20	100					
329. Thomas Jackson	7	1		1															
330. Simon Smith	20	1		1															
TOTALS		18	12	30				34	9	2	46		50	200					

12 Census of *Sans Bois* County,

Choctaw Nation, 1885

NAMES.	DESCRIPTION OF PERSONS.						OCCUPATION.	LAND.	LIVE STOCK.						AGRICULTURAL PRODUCTS.				MISCELLANEOUS.
	AGE.	Male.	Female.	Indian.	White.	Colored.		Acres under Cultivation.	No. of Horses.	No. of Mules.	No. of Cattle.	No. of Sheep.	No. of Goats.	No. of Hogs.	No. Bales of Cotton.	No. Bushels of Corn.	No. Bushels of Wheat.	No. Bushels of Oats.	OTHER INFORMATION.
331 Pesahayulle Isaac,	50		1	1				14	3				15	100					
332 Liny Isaac	18		1	1															
333 Cephus Isaac	18	1		1															
334 Fickles Isaac	3	1		1															
335 Wilson Haklochi	40	1		1			Farmer	6	1	7			13	105					
336 Silliu Hakloche	40		1	1															
337 Stephen Mcgilbury	19	1		1					2	6									
338 Wm Bond	23	1		1			Farmer	6	2	2			12	200					
339 Edward Bonnette	20	1		1															
340 Nancy Bonnette	25		1	1															
341 Selina Williams	5		1	1															
342 Nancy Williams	12		1	1															
343 Sampson Lucust	30	1		1			Farmer	8	5		7		10	50					
344 Ellen Lucust	25		1	1															
345 Adam Lucust	4	1		1															
346 Jimmy Lucust	2		1	1															
347 Sam Woolridge	37	1		1					3				10						
348 Elsie Woolridge	39		1	1															
349 Wilkin Coat	21	1		1															
350 James Brandy	40	1		1			Farmer	6	4				6	50					
351 Betsy Brandy	40		1	1															
352 Willis Tobly	30	1		1			Farmer	5	2				10	10					
353 Ettie Tobly	40		1	1															
354 Sam Tobly	8	1		1															
355 Asilbert Tobly	mo- 10		1	1															
356 Eliza Moore	12		1	1															
357 Phillip Byington	23	1		1															
358 Wicy Byington	40		1	1															
359 Silas Byington	mo- 6		1	1															
360 Greggs Durant	18	1		1															
TOTALS		16	14	30				45	22	15			26	515					

13 Census of Sans Bois County,

Choctaw Nation, 1885

NAMES.	DESCRIPTION OF PERSONS.						OCCUPATION.	LAND.	LIVE STOCK.						AGRICULTURAL PRODUCTS.				MISCELLANEOUS.
	AGE.	Male.	Female.	Indian.	White.	Colored.		Acres under Cultivation.	No. of Horses.	No. of Mules.	No. of Cattle.	No. of Sheep.	No. of Goats.	No. of Hogs.	No. Bales of Cotton.	No. Bushels of Corn.	No. Bushels of Wheat.	No. Bushels of Oats.	OTHER INFORMATION.
361 Robinson Holmes	27	1		1															
362 Betsy Holmes	33		1	1															
363 Morris Holmes	3	1		1															
364 John Holmes	2	1		1															
365 Wilburn Wade	8	1		1					10		10								
366 Hekeatinma Jones	60		1	1				4	6				50						
367 Geo-Riddle	20	1		1															
368 Mary Riddle	21		1	1															
369 Ely Leflore	25	1		1															
370 Silliana Leflore	31		1	1					12										
371 Noel Leflore	4	1		1															
372 John Taylor	14	1		1															
373 Thompson Cooper	29	1		1			Farmer	20	4	40		150		100					
374 Catherine Cooper	24		1	1															
375 Willis Cooper	13	1		1															
376 Jackson T. Cooper	8	1		1															
377 Wilson Forrest	25	1		1			Farmer	28	6	50		50		60					
378 Annie Forrest	22		1	1															
379 Victoria Forrest	6		1	1															
380 Minnie Forrest	4		1	1															
381 Allie Forrest	1		1	1															
382 James King	48	1		1			Farmer	45	12	140		100		600					
383 Mary King	42		1	1															
384 Daniel Folsom	10	1		1															
385 Bettie Folsom	8		1	1															
386 John P. Clark	37	1		1			Farmer	60	3	30		30	6	600					citizen by marriage
387 Sally Clark	30		1	1															
388 Edward Clark	7	1		1															
389 Willy Wallis	28	1		1			Farmer	11	5										
390 Lilly Wallis	23		1	1															
TOTALS		17	13	27	3			168	48	1	270		380	6	1360				



14 Census of *Sauv Bois* County,

Choctaw Nation, 1885

NAMES.	DESCRIPTION OF PERSONS.						OCCUPATION.	LAND.		LIVE STOCK.						AGRICULTURAL PRODUCTS.				MISCELLANEOUS.
	AGE.	Male.	Female.	Indian.	White.	Colored.		Acres under Cultivation.	No. of Horses.	No. of Mules.	No. of Cattle.	No. of Sheep.	No. of Goats.	No. of Hogs.	No. Bales of Cotton.	No. Bushels of Corn.	No. Bushels of Wheat.	No. Bushels of Oats.	OTHER INFORMATION.	
391. Isham Wallis	6	1		/																
392. Grant Wallis	3	1		/																
393. Robert Wallace	1	1		/																
394. Nelly Wallace	45		1	/				2				10								
395. Adam Joe	20	1		/																
396. Elias Folsom	38	1		/			Farmer	13	7	48		25		200						
397. Nancy Folsom	21		1	/																
398. Susie Folsom	7		1	/																
399. Louisa Folsom	no 10		1	/																
400. Kelsey Cooper	30		1	/				20	2			8	4							
401. James Martin	4	1		/																
402. Louiny Martin	1		1	/																
403. William Martin	110	1		/			Farmer	105 1/2					3	400						
404. Anna Martin	30		1	/																
405. Sillia Martin	13		1	/																
406. Billy Martin	6	1		/																
407. Isibel Martin	3		1	/																
408. Macksy Nail	18	1	X	/																
409. Selina Nail	18		1	/																
410. Newton Nail	no 1		1	/																
411. Dave Anderson	20	1		/			Farmer	4	1											
412. Joe Jackson	28	1	X	/			"	3	3	1		4								
413. Caroline Jackson	26		1	/																
414. Eliza Jackson	8		1	/																
415. Susan Jackson	4		1	/																
416. Andeline Jackson	1	1		/																
417. Mary Webster	35		1	/																
418. Deloke	60		1	/				7	8	6		30								
419. Allan Ervins	9		1	/																
420. John P. Thompson	26	1		/					22	1	108	6	25				2			
TOTALS		14	16	30				152 1/2	45	2	162	6	102	7	600			2		



15 Census of *Sans Bois* County,

Choctaw Nation, 1885

NAMES.	DESCRIPTION OF PERSONS.						OCCUPATION.	LAND. Acres under Cultivation.	LIVE STOCK.						AGRICULTURAL PRODUCTS.				MISCELLANEOUS. OTHER INFORMATION
	AGE.	Male.	Female.	Indian.	White.	Colored.			No. of Horses.	No. of Mules.	No. of Cattle.	No. of Sheep.	No. of Goats.	No. of Hogs.	No. Bales of Cotton.	No. Bushels of Corn.	No. Bushels of Wheat.	No. Bushels of Oats.	
421 Katie Thompson	19	1	1									5							
422 Sidney Daniel	26	1	1																
423 Joseph Garland	48	1		1			Farmer	225	15	3	100		100			200			
424 Melissa Garland	44		1	1															
425 Wm Garland	20	1		1															
426 Joe Garland	17	1		1															
427 Frank Garland	4	1		1															
428 Thomas Webster	40	1		1			Farmer	105		1		5	100						
429 Jimmy Webster	30		1	1															
430 Elizabeth Webster	12		1	1															
431 Susan Webster	7		1	1															
432 Annie Webster	5		1	1															
433 Albert Webster	1	1		1															
434 Oktashona	60		1	1					1		1					10			
435 Charley Pesa hoche	39	1		1					1							10			
436 Susan Pesa hoche	29		1	1															
437 Rhoda Pesa hoche	3		1	1															
438 Lena Pesa hoche	1		1	1															
439 Frank Perry	30	1		1			Farmer	20	3		5		100						
440 Ellen Perry	30		1	1															
441 Stephen Webster	33	1		1															
442 Jane Webster	23		1	1															
443 Simon Perry	40	1		1					3		6		40						
444 Daniel Perry	9	1		1															
445 Edmund Perry	5	1		1															
446 Sarah Perry	3		1	1															
447 Solomon Hancock	33	1		1			Farmer	5	2				10						
448 Rachel Hancock	34		1	1															
449 Stephen Perry	12	1		1															
450 Isham Perry	35	1		1			Farmer	30	10	1	15		100		100				
TOTALS		15	15	30				290	35	5	127		380		1200		200		

NAMES.	DESCRIPTION OF PERSONS.						OCCUPATION.	LAND.	LIVE STOCK.						AGRICULTURAL PRODUCTS.				MISCELLANEOUS.
	AGE.	Male.	Female.	Indian.	White.	Colored.		Acres under Cultivation.	No. of Horses.	No. of Mules.	No. of Cattle.	No. of Sheep.	No. of Goats.	No. of Hogs.	No. Bales of Cotton.	No. Bushels of Corn.	No. Bushels of Wheat.	No. Bushels of Oats.	OTHER INFORMATION
451 Sally Perry	40		1	1															
452 Frank Robinson	13	1		1															
453 Louis Perry	4	1		1															
454 John Perry	2	1		1															
455 Foster Perry	2	1		1															
456 Henry Joel	40	1		1															
457 James Hill	40	1		1															
458 Nicholas Garland	34	1		1			Farmer	15	9	36			100		150				
459 Melinda Garland	34		1	1															
460 Cornelia Garland	7		1	1															
461 Perling Garland	5		1	1															
462 Jeff Garland	2	1		1															
463 Jeff Suratt	22	1		1			Farmer	1	4				20		23				
464 Fannie Suratt	18		1	1															
465 Annie Suratt	7		1	1															
466 Henry Suratt	2	1		1															
467 Louisa Billy	12		1	1															
468 Susan McGe	12		1	1				12	4				80						
469 John Goodnight	26	1			1		no license		1	3			60						Citizen by marriage
470 Emma Goodnight	19		1	1															
471 Edmund Goodnight	1	1		1															
472 Green Taylor	25	1			1		Farmer	60											Citizen by marriage
473 Mary Taylor	3		1	1															
474 Alice Taylor	1		1	1															
475 Lazarus Betcher	81	1		1					2	30									Cherokee
476 J. Medley Forrest	34	1		1			Farmer	70	13	115			250	4	800				
477 Cornelia Forrest	27		1	1															
478 Richard Jennings	6	1		1															
479 Sandy Walker	25	1	1	1			Farmer	80	12	80			70	6	1000				
480 Agnes Walker	23		1	1															
TOTALS		17	13	27	3			235	43	264			580	10	1923				

NAMES.	DESCRIPTION OF PERSONS.						OCCUPATION.	LAND.	LIVE STOCK.						AGRICULTURAL PRODUCTS.				MISCELLANEOUS.
	AGE.	Male.	Female.	Indian.	White.	Colored.		Acres under Cultivation.	No. of Horses.	No. of Mules.	No. of Cattle.	No. of Sheep.	No. of Goats.	No. of Hogs.	No. Bales of Cotton.	No. Bushels of Corn.	No. Bushels of Wheat.	No. Bushels of Oats.	OTHER INFORMATION.
481 Rebecca Walker	2		1	1															
482 Cornelia Walker	5		1	1															
483 Alex Burns	30	1		1				25		100	12	2	50						
484 Bicy Burns	25		1	1															
485 Jackson Burns	1	1		1															
486 Shellie Golsim	40	1		1															
487 Mary Perry	6		1	1															
488 James Dagg	39	1			1		Farmer	30	5	1	28		505		300				
489 Amanda Dagg	31		1	1															
490 Wm W. Dagg	4	1		1															
491 Leonard Dagg	4	1		1															
492 Daisy S. Dagg	5		1	1															
493 John C. Dagg	11	1		1															
494 Wm Walter Dagg	1	1		1															
495 Phillip Kegg	63	1		1			Farmer	10	5	16		15							
496 William Ganches	38	1		1			"	30	5	3		10		500					
497 Dery Ganches	30		1	1															
498 Aaron Bond	22	1		1															
499 Martha James	16		1	1															
500 Babe James	3		1	1															
501 John Bond	22	1		1			Farmer	4	1			15		120					
502 Elsie Bond	28		1	1															
503 Liny Bond	4		1	1															
504 Francis Bond	4		1	1															
505 Lirin Bond	25	1		1			Farmer	3	1			4							
506 Acheta Bond	20		1	1															
507 Susan Bond	2		1	1															
508 Babe Bond	1/3	1		1															
509 James Bond	60	1		1			Farmer	10	1	3		10		100					
510 Winy Bond	15		1	1															
TOTALS		15	15	29	1			87	41	1	150	12	2	159		1020			

18 Census of *Sans Bois* County,

Choctaw Nation, 1885

NAMES.	DESCRIPTION OF PERSONS.						OCCUPATION.	LAND.		LIVE STOCK.						AGRICULTURAL PRODUCTS.				MISCELLANEOUS.
	AGE.	Male.	Female.	Indian.	White.	Colored.		Acres under Cultivation.	No. of Horses.	No. of Mules.	No. of Cattle.	No. of Sheep.	No. of Goats.	No. of Hogs.	No. Bales of Cotton.	No. Bushels of Corn.	No. Bushels of Wheat.	No. Bushels of Oats.	OTHER INFORMATION.	
511 Zack Ford	36	1			1		Farmer	100	4				12	14	8000				Citizen by marriage	
512 Victoria Ford	23		1	1																
513 Billy Ford	^{mo} 18	1		1																
514 James Seftore	35	1		1			Farmer	50	2	2	18		60	1 1/2	700					
515 Louisa Seftore	40		1	1																
516 Walter Seftore	16	1		1																
517 Carry Seftore	11		1	1																
518 Mary Seftore	9		1	1																
519 Jimmie Seftore	5		1	1																
520 Isaac Kemel	23	1			1		Farmer	230	2	1	5		20						Citizen by marriage	
521 Nettie Kemel	19		1	1																
522 Alf W. Perry	27	1		1			Farmer	230	1										Chickasaw	
523 Devilly Perry	29		1	X	1															
524 Luella Perry	7		1	1																
525 Laura Perry	5		1	1																
526 Ruther Perry	3		1	1																
527 Ada Perry	^{mo} 8		1	1																
528 A. J. Cowling	40	1		X	1		Farmer	265	17	2	100		100	100	1000				Citizen by marriage	
529 Callie Cowling	32		1	1																
530 Sallie Harris	12		1	1																
531 Minnie Harris	7		1	1																
532 John A. Cowling	51	1		1																
533 John C. Hulsey	30	1		X	1		Farmer	160	2	2	5		12	60	1000				Citizen by marriage	
534 Lewis Hulsey	29		1	1																
535 Willie Golsom	13	1		1																
536 Fizzie Golsom	11		1	1																
537 Robt. Golsom	9	1		1																
538 Winnie Golsom	7	1	X	1																
539 Ely Hulsey	5	1		1																
540 Henry Hulsey																				
TOTALS		13	17	20	5			1805	28	7	128		209	175	10700					

19. Census of *Saw Bos* County,

Choctaw Nation, 1885

NAMES.	DESCRIPTION OF PERSONS.						OCCUPATION.	LAND.	LIVE STOCK.					AGRICULTURAL PRODUCTS.				MISCELLANEOUS.	
	AGE.	Male.	Female.	Indian.	White.	Colored.		Acres under Cultivation.	No. of Horses.	No. of Mules.	No. of Cattle.	No. of Sheep.	No. of Goats.	No. of Hogs.	No. Bales of Cotton.	No. Bushels of Corn.	No. Bushels of Wheat.	No. Bushels of Oats.	OTHER INFORMATION.
541 Arnold Tolson	40	1		1			Farmer	77	2	8			25	10	300				
542 Luvine Tolson	30		1	1															
543 Willy Tolson	17	1		1															
544 Fannie Tolson	7		1	1															
545 Charley Tolson	5	1		1															
546 Jane Tolson	3		1	1															
547 Elary Tolson	1/2		1	1															
548 Robert Stephens	26	1		1			Farmer	30					11						
549 Mary Stephens	26		1	1															
550 Walter Tolson	45	1		1			Farmer	35		9			100	8	300				
551 Martha Tolson	49		1	1															
552 Mary Tolson	15		1	1															
553 Adrian Tolson	14		1	1															
554 Nathaniel Tolson	18	1		1															
555 Walter Tolson	8	1		1															
556 Richard Allen	34	1			1		Farmer		4	194									citizen by marriage
557 Gally Allen	18		1	1															
558 Simon Hancock	58	1		1			Farmer	50	10	100			100		200				
559 Mity Hancock	44		1	1															
560 Louis Hancock	18	1		1															
561 Lizzie Hancock	16		1	1															
562 Winy Hancock	14		1	1															
563 Sing Hancock	8		1	1															
564 Kaniotama	80		1	1															
565 Gibson Chlkoche	5	1		1															
566 Hollace Wright	40	1		1			Farmer	10	4	5			4						
567 Tennessee Wright	20		1	1															
568 Austin McCann	27	1		1															
569 Mulsa McCann	24		1	1															
570 Robert Sutey	7	1		1															
TOTALS		14	16	29	1			292	21	313			240		800				

20 Census of *Sans Bois* County,

Choctaw Nation, 1885


NAMES.	DESCRIPTION OF PERSONS.						OCCUPATION.	LAND. Acres under Cultivation.	LIVE STOCK.					AGRICULTURAL PRODUCTS.				MISCELLANEOUS. OTHER INFORMATION.
	AGE.	Male.	Female.	Indian.	White.	Colored.			No. of Horses.	No. of Mules.	No. of Cattle.	No. of Sheep.	No. of Goats.	No. of Hogs.	No. Bales of Cotton.	No. Bushels of Corn.	No. Bushels of Wheat.	
571 Billy Suty	3	1		1														
572 Susan Nelson	1		1	1														
573 Dickson Billy	27	1		1														
574 Susan Betty	3		1	1														
575 James Billy	1	1		1														
576 Wilson Coly	40	1		1			Farmer	30	4			10		100				
577 Liny Coly	55		1	1														
578 Sebin Coly	12		1	1														
579 Lillian Coly	11		1	1														
580 Sophie Coly	8		1	1														
581 Gibern Coly	5	1		1														
582 Olive Hancock	56																	
583 Lee Pomy	42	1		1			Farmer	10	2			4						
584 Rhea Pomy	64		1	1														
585 Silvy Wade	61		1	1														
586 Solomon Wade	3	1		1														
587 Tecumseh Whistler	30	1		1			Farmer	10	2									
588 Amy Whistler	35		1	1														
589 Hedy Durall	40	1		1														
590 Jennie Durall	30		1	1														
591 Wallace Tokabee	40	1		1			Farmer	55	12			4						
592 Noteyake Tokabee	55		1	1														
593 Calester Tokabee	21	1		1														
594 Annie Tokabee	18		1	1														
595 Geo Amos	60	1		1														
596 Elizabeth Tokabee	15		1	1														
597 Siby Tokabee	15		1	1														
598 Lemy Tokabee	10		1	1														
599 Emily Hamotabi	10		1	1														
600 Sim Hamotabi	6	1		1														
TOTALS		13	17	29				105	20			18		100				



21 Census of *Sans Bois* County,

Choctaw Nation, 1885.

NAMES.	AGE.	DESCRIPTION OF PERSONS.					OCCUPATION.	LAND. Acres under Cultivation.	LIVE STOCK.					AGRICULTURAL PRODUCTS.			MISCELLANEOUS.	
		Male.	Female.	Indian.	White.	Colored.			No. of Horses.	No. of Mules.	No. of Cattle.	No. of Sheep.	No. of Goats.	No. of Hogs.	No. Bales of Cotton.	No. Bushels of Corn.	No. Bushels of Wheat.	No. Bushels of Oats.
601 Mitchell Amos	72	1		1														
602 Sutey Folsom	40		1	1														
603 Lissy Folsom	8		1	1														
604 Adam Sutey	40	1		1			Farmer	6										
605 Macken Sutey	40		1	1														
606 Quincy Lery	40		1	1														
607 Cashman Lery	17	1		1														
608 Babe Lery	2	1		1														
609 Dave Afamotabe	40	1		1														
610 Liddy Afamotabe	55		1	1														
611 Jordan William	9	1		1														
612 Shellie Folsom	25		1	1				10										
613 Betty Kanashabe	20	1		1														
614 Wallace Kanashabe	22	1		1			Farmer	2 1/2										
615 Julius Kanashabe	2	1		1														
616 Babe Kanashabe	2		1	1														
617 Robert Leflore	53	1		1			Farmer	10	1	20		40		50				
618 Sally Leflore	45		1	1														
619 Wallace Leflore	15	1		1														
620 Horbis Leflore	10	1		1														
621 Garland Leflore	60	1		1														
622 Kory Willis	40		1	1														
623 Lemm Willis	10	1		1														
624 Isreal Willis	1	1		1														
625 Jack Burns	29	1		1			Farmer	10	7	30		20		30				
626 Mary Burns	26		1	1														
627 Thomas Burns	3	1		1														
628 Jimpson	12	1		1														
629 Joe Folsom	24	1		1														
630 Jincy Folsom	36		1	1														
TOTALS		19	11	30				38 1/2	8	50		60		80				



NAMES.	AGE.	DESCRIPTION OF PERSONS.					OCCUPATION.	LAND.		LIVE STOCK.						AGRICULTURAL PRODUCTS.				MISCELLANEOUS.
		Male.	Female.	Indian.	White.	Colored.		Acres under Cultivation.	No. of Horses.	No. of Cattle.	No. of Sheep.	No. of Goats.	No. of Hogs.	No. Bales of Cotton.	No. Bushels of Corn.	No. Bushels of Wheat.	No. Bushels of Oats.	OTHER INFORMATION.		
631 <i>Pheny Wintock</i>	2		1	1																
632 <i>Elizabeth Loring</i>	58		1	1				30	8	50			60		300					
633 <i>Willy Loring</i>	17	1		1																
634 <i>Arian Burns</i>	10		1	1																
635 <i>Willis Tanashabe</i>	22	1		1			Farmer	1	1											
636 <i>Betsy Tanashabe</i>	23		1	1																
637 <i>Ben Jackson</i>	18	1		1					1				20							
638 <i>Adam Lucas</i>	23	1		1			Farmer	3	1	1										
639 <i>Sis Lucas</i>	17		1	1																
640 <i>Lucy Lucas</i>	2		1	1																
641 <i>Bottomon Folsom</i>	25	1		1			Farmer	10	5	10			25	100						
642 <i>Allen Folsom</i>	37	1		1			"	6	6	5	4		25	60						
643 <i>Sillis Folsom</i>	31		1	1																
644 <i>Nicholas McGilberry</i>	4	1		1																
645 <i>Hattie Wencher</i>	50		1	1																
646 <i>Harry Gage</i>	30	1		1			Farmer	8	6	7			75	80						
647 <i>Nancy Gage</i>	22		1	1																
648 <i>Sally Gage</i>	4		1	1																
649 <i>Bebe Gage</i>	4	1		1																
650 <i>Missy Nail</i>	23		1	1				40	1	50			100	100						
651 <i>Joe Burns</i>	9	1		1						15										
652 <i>Ned - Graham</i>	53	1		1					5				24							
653 <i>Nelson Harkin</i>	20	1		1			Farmer	9	3	3			20	40						
654 <i>Susan Harkin</i>	20		1	1																
655 <i>Bill Harkin</i>	10	1		1																
656 <i>Emeline Harkin</i>	2		1	1																
657 <i>Betsy Harkin</i>	1		1	1																
658 <i>Wm Folsom</i>	40	1		1			Farmer	10	3	6			80	50						
659 <i>Manda Folsom</i>	45		1	1																
660 <i>Jonas Thompson</i>	37	1		1			Farmer	3	2				30	125						
TOTALS		15	15	30				120	42	147	4		189	855						

20 Census of *Sans Bois* County,


Choctaw Nation, 1885

NAMES	DESCRIPTION OF PERSONS						OCCUPATION	LAND	LIVE STOCK						AGRICULTURAL PRODUCTS				MISCELLANEOUS
	AGE	Male	Female	Indian	White	Colored		Acres under Cultivation	No. of Horses	No. of Mules	No. of Cattle	No. of Sheep	No. of Goats	No. of Hogs	No. Bales of Cotton	No. Bushels of Corn	No. Bushels of Wheat	No. Bushels of Oats	OTHER INFORMATION
661 Louisa Thompson	28		1	1															
662 Eddie Thompson	14	1																	
663 Sibly Thompson	2		1	1															
664 Orabee	40	1																	
665 Isaac Garland	35	1					Farmer	12	6	12			50		240				
666 Ellen Garland	40		1	1															
667 Lucy Gonla	40		1	1															
668 Sophie Gonla	12		1	1															
669 Alvin Gonla	8	1																	
670 Ward Garland	40	1					Farmer	35											
671 Sophina Garland	42		1	1															
672 Sarah Garland	16		1	1															
673 David Garland	10	1																	
674 Lurena Garland	8		1	1															
675 Columbus Garland	6	1																	
676 Ward Garland	4	1																	
677 Babe Garland	8	1																	
678 Edward Nail	17	1																	
679 Susan Webster	20		1	1															
680 Rhoda Webster	3		1	1															
681 Rosy L. Webster	1		1	1															
682 Sukky Garland	50		1	1															
683 Lollis d Gardner	16		1	1															
684 Nicholas Nail	12	1																	
685 Albert L. Hancock	7	1																	
686 Lorin Hancock	4	1																	
687 Peter Garland	35	1					Farmer	45	20	1	100	9	100	300		120			
688 Margaret Garland	30		1	1															
689 Eteline Garland	11		1	1															
690 Jack Garland	11	1																	
TOTALS		15	15	30				92	26	1	112	9	150	540		120			

Census of Sans Bois County,

Choctaw Nation, 1885

NAMES.	DESCRIPTION OF PERSONS.						OCCUPATION.	LAND.		LIVE STOCK.						AGRICULTURAL PRODUCTS.				MISCELLANEOUS.
	AGE.	Male.	Female.	Indian.	White.	Colored.		Acres under Cultivation.	No. of Horses.	No. of Mules.	No. of Cattle.	No. of Sheep.	No. of Goats.	No. of Hogs.	No. Bales of Cotton.	No. Bushels of Corn.	No. Bushels of Wheat.	No. Bushels of Oats.	OTHER INFORMATION.	
691 Minerva Garland	14		/	/																
692 Siby Garland	3		/	/																
693 Peggy Garland	100		/	/																
694 Gaiual Bell	45	/		/																
695 Levie Bell	29	x	/	/																
696 Melinda Bell	mo. 4		/	/																
697 Yanimantabee James	30	/		/			Farmer	12	7	7			20		10					
698 Sarah James	20		/	/																
699 Abel James	14	/		/																
700 Emily James	mo. 8		/	/																
701 Arche Samba	30	/		/					7	5			40							
702 Louis	5	/		/																
703 Tanshallabe	40	/		/			Farmer.	34	17	18	20		150	3 1/2	200					
704 Jincy Tanshallabe	42		/	/																
705 Morris Kanikta	40	/		/				2	1				2							
706 Thompson	25	/		/																
707 Dicklis Shellee	30	/		/			Farmer	2	1				8							
708 Lizzie Shellee	30		/	/																
709 Shellee Garland	12		/	/																
710 Sam Cooper	50	/		/					2											
711 Sophie Cooper	30		/	/																
712 Wilmun Coss	12	/		/																
713 Abel Cooper	16	/		/																
714 Sally Cooper	5		/	/					5											
715 Davis Cooper	1	/	x	/																
716 Adam Cooper	20	/		/																
717 Lizzie Cooper	18		/	/																
718 John Cooper	1	/		/																
719 Charley Hehcha	35	/		/			Farmer	7	9				10							
720 Rachel Hehcha	30		/	/																
TOTALS		16	14	30				50	39	30	20		230	3 1/2	210					



25 Census of Sans Bois County,

Choctaw Nation, 1885

NAMES.	DESCRIPTION OF PERSONS.						OCCUPATION.	LAND.	LIVE STOCK.						AGRICULTURAL PRODUCTS.			MISCELLANEOUS.	
	AGE.	Male.	Female.	Indian.	White.	Colored.		Acres under Cultivation.	No. of Horses.	No. of Mules.	No. of Cattle.	No. of Sheep.	No. of Goats.	No. of Hogs.	No. Bales of Cotton.	No. Bushels of Corn.	No. Bushels of Wheat.	No. Bushels of Oats.	OTHER INFORMATION.
721 Wesley Kehcha	12	1		1															
722 Sam Kehcha	4	1		1															
723 Annie M ^c Gilberry	40		1																
724 Turner M ^c Gilberry	13	1																	
725 Henry Cooper	40	1					Farmer	8	1				40		80				
726 Betty Cooper	25		1																
727 Morris Cooper	13	1																	
728 Dennis Cooper	12	1																	
729 Robt Cooper	6	1																	
730 Mary Cooper	2		1																
731 Henry Pickens	26	1					Farmer	3											
732 Emilie Pickens	25		1																
733 Ednie Picken	1		1																
734 Leonardus Colbert	50	1																	
735 Sissie Colbert	14		1																
736 Henry Colbert	31	1					Farmer	15	1						150				
737 A. H. Colbert	35	1					"	10	1			25							
738 Lucy Colbert	40		1									5							
739 Simpson Colbert	28	1							1				20						
740 Lina Colbert	20		1																
741 Abby Colbert	1		1																
742 Elsie Charles	18		1																
743 Davis Colbert	20	1					Farmer	11	3			15		50					
744 Mary Colbert	30		1																
745 William Pote	5	1																	
746 Amy Pote	6		1																
747 Fred Almun	52	1		1				6	1	1	17		40		not right				Citizen by marriage
748 Harriette Almun	56		1				Doubtful												
749 Albert Harrison	5	1																	
750 Loui Harrison	3	1																	
TOTALS	17	13	29	1				46	8	1	17		140		280				

27. Census of Sans Bois County,

Choctaw Nation, 1885

DESCRIPTION OF PERSONS							LAND.				LIVE STOCK.				AGRICULTURAL PRODUCTS.				MISCELLANEOUS.
NAMES.	AGE.	Male.	Female.	Indian.	White.	Colored.	OCCUPATION.	Acres under Cultivation.	No. of Horses.	No. of Mules.	No. of Cattle.	No. of Sheep.	No. of Goats.	No. of Hogs.	No. Bales of Cotton.	No. Bushels of Corn.	No. Bushels of Wheat.	No. Bushels of Oats.	OTHER INFORMATION.
781 Nicholas Henry	1	1																	
782 Peter Noel	40	1					Farmer	100	5		40					100			
783 Lurinda Noel	30		1	1															
784 Louisa Noel	20		1	1															
785 Benny Noel	10	1																	
786 Robt Noel	6	1																	
787 Minnie M. Noel	3		1	1															
788 Mary A. Noel	7		1	1															
789 Lorenzo Krogsdale	54	1				1	Mechanic	25	3		25			50		200			Citizen by Marriage.
790 Agnis Krogsdale	28		1	1															
791 Wincy Grayson	20		1	1															
792 Douglas Grayson	3	1																	
793 Bab. Grayson	4 weeks		1	1															
794 Susan McGilberry	21		1	1															
795 Levina Winlock	2		1	1															
796 John Brimage	37	1			1		Farmer	6	2		12			30		60			Citizen by Marriage
797 Bettie Brimage	17		1	1															
798 Geo. Brimage	25	1			1		Farmer	8	2					40					
799 Jimmie Brimage	22		1	1															
800 Ida Brimage	2		1	1															
801 Moleas Cass	48	1					Farmer	40	5		18			25		200			
812 Army Cass	39		1	1															
803 Winny Cass	16		1	1															
804 Auburn Cass	10	1																	
805 Billy Cass	4	1																	
806 Thomas Cass	1	1																	
807 Robert Cass	25	1												20					
808 Melissa Cass	25		1	1															
809 Sabil Cass	1		1	1															
810 Dealy Carney	30		1	1															
TOTALS		13	17	27	3			179	17		95			185		560			

27 Census of *Sans Bois* County,

Choctaw Nation, 1885.

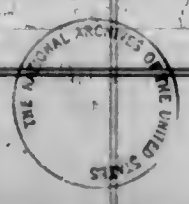
NAMES.	AGE.	DESCRIPTION OF PERSONS.					OCCUPATION.	LAND.		LIVE STOCK.					AGRICULTURAL PRODUCTS.			MISCELLANEOUS.	
		Male.	Female.	Indian.	White.	Colored.		Acres under Cultivation.	No. of Horses.	No. of Mules.	No. of Cattle.	No. of Sheep.	No. of Goats.	No. of Hogs.	No. Bales of Cotton.	No. Bushels of Corn.	No. Bushels of Wheat.	No. Bushels of Oats.	OTHER INFORMATION.
811 Billy Poir	3	1		1															
812 Arcton Wallin	7	1		1															
813 Wm Wilson	30	1			1				1	1				50					
814 Nancy Wilson	19		1	1															
815 Amanda	40		1	1															
816 Allen James	8	1		1															
817 David Luke	38	1		1		Farmer													
818 Mily Luke	40		1	1			8	6	14	30		50		100					
819 John Pope	10	1		1															
820 Attie Pope	7		1	1															
821 Ontemaye	60		1	1															
822 Isaac Hancock	23	1		1															
823 Annie Hancock	25		1	1					2	1			6						
824 Cornelius Hancock	40	1		1		Farmer	35	2	3			20			50				
825 Betsy Hancock	40		1	1															
826 Willis Hancock	14	1		1															
827 Sophie Hancock	8		1	1															
828 Log in Charity	40	1		1															
829 Fannie Charity	30		1	1															
830 Picken Charity	15	1		1															
831 Sikey Nail	15		1	1															
832 Sisly Wesley	14		1	1															
833 Nicholas Jefferson	40	1		1		Farmer	30	1				2		200					
834 Ellen Jefferson	42		1	1															
835 Thomas Jefferson	20	1		1															
836 Alfred Jefferson	18	1		1															
837 Sweeney Jefferson	15	1		1															
838 Smallwood Jefferson	12	1		1															
839 Sam Jefferson	12	1		1															
840 Levisy Jefferson	6		1	1															
TOTALS		19	13	29	1			73	13	18	30	128	128	300	50				



29 Census of *Sans Bois* County,

Choctaw Nation, 1885

NAMES.	AGE.	DESCRIPTION OF PERSONS.					OCCUPATION.	LAND.		LIVE STOCK.						AGRICULTURAL PRODUCTS.			MISCELLANEOUS.	
		Male.	Female.	Indian.	White.	Colored.		Acres under Cultivation.	No. of Horses.	No. of Mules.	No. of Cattle.	No. of Sheep.	No. of Goats.	No. of Hogs.	No. Bales of Cotton.	No. Bushels of Corn.	No. Bushels of Wheat.	No. Bushels of Oats.	OTHER INFORMATION.	
841 Leona Folsom	4		1	1																
842 Melvina Pope	13		1	1																
843 Sly Colbert	18	1		1																
844 Nancy Jefferson	34		1	1																
845 Eastman Jefferson	4	1		1																
846 Joe Anderson	30	1		1		Farmer	20	6				35								
847 Emily Anderson	25		1	1																
848 Nancy Anderson	5		1	1																
849 Jacob James	24	1		1		Farmer	25	2				25		60						
850 Sophie James	19		1	1																
851 Pink Nelson	37	1		X	1	Farmer	315	32	2	200		100								citizen by marriage
852 Louisa Nelson	36		1	1																
853 Mertie Parish	11		1	1																
854 Marvin Parish	6		1	1																
855 Willis Nelson	9	1		1																
856 Solomon McGilberry	35	1		1		Farmer	160	5	20		100	5	600							
857 Martha McGilberry	40		1	1																
858 Levina McGilberry	9		1	1																
859 Mrs L. Cass	70		1	1				1	4		5									
860 Silvy Cass	65		1	1																
861 Adam Cass	10	1		1																
862 Sophie Colbert	43		1	1								30								
863 Joe Colbert	15	1		1																
864 Luebel Colbert	11		1	1																
865 Gibson Colbert	8	1		1																
866 Frank Colbert	1	1		1																
867 Tom Luce	19	1		1																
868 Delia Luce	18		1	1																
869 William Harrison	9	1		1																
870 Mary Harrison	6		1	1																
TOTALS		13	17	29	1			520	46	2	229	295	5	660						




Census of *Sans Bois* County,

Choctaw Nation, 1885

NAMES.	AGE.	DESCRIPTION OF PERSONS.					OCCUPATION.	LAND.	LIVE STOCK.					AGRICULTURAL PRODUCTS.				MISCELLANEOUS.	
		Male.	Female.	Indian.	White.	Colored.		Acres under Cultivation.	No. of Horses.	No. of Mules.	No. of Cattle.	No. of Sheep.	No. of Goats.	No. of Hogs.	No. Bales of Cotton.	No. Bushels of Corn.	No. Bushels of Wheat.	No. Bushels of Oats.	OTHER INFORMATION
871. Francis Colbut	mo. 3		1	1															
872. Kanneka Wade	37	1		1			Farmer	8	6	10		10		200					
873. Sealy Wade	33		1	1															
874. Sampson Wade	11	1		1															
875. Pesalikimba	60		1	1					2	5		10							
876. Sektahona Tom	40		1	1					2										
877. Simon Tom	15	1		1															
878. Karima	60		1	1															
879. Robert Hancock	75	1		1					1			20							
880. Billy Holson	26	1		1			Farmer	35	25	25		30		200					
881. Corneline Holson	35		1	1															
882. Ida Holson	4		1	1															
883. Ann Holson	2		1	1															
884. Shellet Holson	mo. 7		1	1															
885. Joe Holson	22	1		1			Farmer	8	15		4	20		30					
886. Sim Holson	18	1		1				8	20	25		25		100					
887. Sina Jackson	40		1	1															
888. Jack Comahpessa	4	1		1															
889. Louisa Harrison	39		1	1				24	9	30		50							
890. Virginia Harrison	15		1	1															
891. Daniel Harrison	12	1		1															
		9	12	21				83	80	95	4	20	145		530				

I hereby certify that above and foregoing trans
 correct copy on Record, filed in
 hereto affixed the seal of the Choctaw

of *Sans Bois* County, ^{Census} is a true and
 my office - In testimony whereof I have
 this 26th day of July 1886.
 Thompson M. Quincy
 National Secretary
 Choctaw Nation



Choctaw Nation 1885

LAND	LIVE STOCK					
Acres under Cultivation	No. of Horses	No. of Mules	No. of Cattle	No. of Sheep	No. of Goats	No. of Pigs

The Census of Seelyville, Tenn
 in the 1st Judicial District
 Choctaw Nation, in the year
 1885.

25795 INDIAN OFFICE 1885
 Index: No. 2

Census of *Woollyville* County,

Choctaw Nation, 1885

NAMES	AGE	DESCRIPTION OF PERSONS					OCCUPATION	LAND		LIVE STOCK					AGRICULTURAL PRODUCTS			MISCELLANEOUS
		Male	Female	Indian	White	Colored		Acres under Cultivation	No. of Horses	No. of Mules	No. of Cattle	No. of Sheep	No. of Goats	No. of Hogs	No. Bales of Cotton	No. Bushels of Corn	No. Bushels of Wheat	No. Bushels of Oats
1 James Henry	37	1		1			Farmer	65	22	135	32		115		550		100	
2 Lucy Henry	36		1															
3 Susannah Bell	17	1		1														
4 Matten Loring	16	1		1														
5 Selina Bell	16		1															
6 Harvey M. Gilbert	16		1															
7 Rebecca Popt	11	1		1														
8 Francis Maryman	9		1															
9 William Henry	3	1		1														
10 Thompson Wesley	24	1		1			Farmer	24	4				10					
11 James Tola	23	1		1														
12 Robt. Willis	65	1		1			Farmer	8	21	1	5		30		50			
13 Sarah Willis	72		1															
14 Robert Tola	18	1		1														
15 America Talipias	10	1		1														
16 Leasia Adam	11	1		1														
17 James William	25	1		1					3									
18 James Adam	40	1		1			Farmer	7	2									
19 Eliza Adam	25		1															
20 Susan Adam	7		1															
21 Robert Adam	1	1		1														
22 Josiah McClure	26	1		1			"	3	2	6			5					
23 Betsy McClure	20		1															
24 Walter McClure	1	1		1														
25 Walter McClure	1	1		1														
26 Walter Wilson	30		1															
27 Cornelius Wilson	17	1		1				11	2				4		115			
28 Lily Wilson	14		1															
29 Walter Pierce	30	1		1			Farmer	8	2		12		30		50			
30 Lizzie Pierce	24		1															
TOTALS		19	11	30				119	35	1	151	44	215		675		100	

3 Census of *Scullyville* County,

Choctaw Nation, 1885

NAMES	DESCRIPTION OF PERSONS						OCCUPATION	LAND		LIVE STOCK						AGRICULTURAL PRODUCTS				MISCELLANEOUS
	AGE	Male	Female	Indian	White	Colored		Acres under Cultivation	No. of Horses	No. of Mules	No. of Cattle	No. of Sheep	No. of Goats	No. of Hogs	No. Bales of Cotton	No. Bushels of Corn	No. Bushels of Wheat	No. Bushels of Oats	OTHER INFORMATION	
11 Kate Brashears	45		1	1																
12 Joanna Sily	26		1	1																
13 Kate Sily	6		1	1																
14 Lela Sily	4		1	1																
15 John Brashears	19	1		1																
16 Lena Brashears	15		1	1																
17 Susie Brashears	13		1	1																
18 Allie Brashears	10		1	1																
19 Tod Brashears	8	1		1																
20 Molly Sheppard	12		1	1																
21 John G. Stone	36	1		1			Farmer	30	5					60			50			
22 Minnie Sefton	25		1	1																
23 Turner Sefton	2	1		1																
24 Rhoda Tolbert	16		1	1																
25 Turner William	37	1		1			Farmer	60	20	50			150	2	1200					
26 Greenwood William	11	1		1																
27 Mary William	9		1	1																
28 Napoleon William	6	1		1																
29 Lucy William	3		1	1																
30 Albert Holson	18	1		1			"	35	10	80										
31 David Holson	17	1		1			"													
32 Leazy Cox	42		1	1			"	40	10	5			60	3	125					
33 Emma Cox	21		1	1																
34 Charles Cox	18	1		1																
35 Rufus Cox	7	1		1																
36 Maggie Cox	5		1	1																
37 Letty Cox	3		1	1																
38 Cicanda Tchern	34	1		1																
39 Isabel Tchern	6		1	1																
40 Walter Tchern	10	1		1																
TOTALS			13	17	30			255	60	185	60		510	10	2025					

4 Census of Scullyville County,

Choctaw Nation, 1885

NAMES	AGE	DESCRIPTION OF PERSONS					OCCUPATION	LAND Acres under Cultivation	LIVE STOCK					AGRICULTURAL PRODUCTS				MISCELLANEOUS OTHER INFORMATION
		Male	Female	Indian	White	Colored			No. of Horses	No. of Mules	No. of Cattle	No. of Sheep	No. of Goats	No. of Hogs	No. Bales of Cotton	No. Bushels of Corn	No. Bushels of Wheat	
91 Willis Daniel	30	1		/			Farmer	30	5	15			100	5	100			
92 Mary Daniel	16		/	/														
93 Ruthy Daniel	8		/	/														
94 Mary Daniel	6		/	/														
95 Annie Daniel	4		/	/														
96 Charley Daniel	1	/		/														
97 Mahaley Daniel	4		/	/														
98 Mack McLean	19	/		/				50										
99 Terina Treherm	47		/	/														
100 Susan Daniel	2		/	/														
101 Jacob Elkoche	37	/		/			Farmer	4	3				15		50			
102 Sena Elkoche	26		/	/														
103 Caldwell Elkoche	5	/		/														
104 Johnson Elkoche	11	/		/														
105 Leonard Thomas	32	/		/			Farmer	12	4	4			115		120			
106 Sabalin Thomas	25		/	/														
107 Minnie Thomas	7		/	/														
108 Serena Thomas	13		/	/														
109 Bate Thomas	6	/		/														
110 Alanowaffey	32	/		/			Farmer	20	4	20			20		120			
111 Amy Alanowablee	34		/	/														
112 Thomas King	20	/		/														
113 Sillis King	24		/	/														
114 Wesley King	1	/		/														
115 Jane Hosatable	20		/	/														
116 Selvy Hosatable	1		/	/														
117 Dickson Jefferson	27	/		/			Farmer	18	17	30			60		180			
118 Mary Jefferson	40		/	/														
119 Wm Jefferson	18	/		/														
120 Horris Williams	16	/		/														
TOTALS		14	16	30				134	23	69			310		570			

Census of *Scullyville* County,

Choctaw Nation, 1885

NAMES.	DESCRIPTION OF PERSONS.						OCCUPATION.	LAND.		LIVE STOCK.						AGRICULTURAL PRODUCTS.				MISCELLANEOUS.
	AGE.	Male.	Female.	Indian.	White.	Colored.		Acres under Cultivation.	No. of Horses.	No. of Mules.	No. of Cattle.	No. of Sheep.	No. of Goats.	No. of Hogs.	No. Bales of Cotton.	No. Bushels of Corn.	No. Bushels of Wheat.	No. Bushels of Oats.	OTHER INFORMATION.	
121. Feltie William	12		1	1																
122. Rheebe William	18		1	1																
123. Willie Colbert	20	1		1				1		4			4							
124. Liny Colbert	21		1	1																
125. Ed Colbert	1	1		1																
126. Thomas Jefferson	54	1		1			Farmer	16 1/2	10	40			50		100					
127. Juliette Jefferson	30		1	1																
128. Silvy Jefferson	13		1	1																
129. Calvin Jefferson	7	1		1																
130. Isham Jefferson	2	1		1																
131. Auburn M ^o Gilberry	7	1		1																
132. Nancy M ^o Gilberry	13		1	1																
133. Joshua M ^o Curtain	29	1		1			Farmer	12	3				20		70					
134. Jane M ^o Curtain	32		1	1																
135. Mary M ^o Curtain	7		1	1																
136. Thomas M ^o Curtain	5	1		1																
137. Minnie M ^o Curtain	1		1	1																
138. Celiza	13		1	1																
139. Nancy Edwards	50		1	1				12	3	2	18		100		160					
140. Lethian Edward	13		1	1																
141. Isabel Trehern	7		1	1																
142. Ned Colbert	34	1		1			Farmer	3	3				20							
143. Martin Colbert	11	1		1																
144. Dave Colbert	8	1		1																
145. Jane Colbert	7	1	1	1																
146. Dickson Billy	30	1		1			Farmer	8	2	2			19		100					
147. Betsy Billy	24		1	1																
148. Leasy Billy	2		1	1																
149. Lovine Jackson	30	1		1			Farmer	4	1	5			20		30					
150. Mollie Jackson	24		1	1																
TOTALS		13	17	30				55 1/2	23	69			233		480					

Census of Scullyville County,

Choctaw Nation, 1885

NAMES.	AGE.	DESCRIPTION OF PERSONS.					OCCUPATION.	LAND. Acres under Cultivation.	LIVE STOCK.						AGRICULTURAL PRODUCTS.			MISCELLANEOUS. OTHER INFORMATION.	
		Male.	Female.	Indian.	White.	Colored.			No. of Horses.	No. of Mules.	No. of Cattle.	No. of Sheep.	No. of Goats.	No. of Hogs.	No. Bales of Cotton.	No. Bushels of Corn.	No. Bushels of Wheat.		No. Bushels of Oats.
151 Willis Jackson	7	1		1															
152 Joe Jackson	5	1		1															
153 Myky Jackson	2		1	1															
154 Babe Jackson	2		1	1															
155 Aige Shetabe	50	1		1															
156 James Trehern	30	1		1			Farmer	35	8	2	125	9		100	4	300			
157 Parrel Trehern	28		1	1															
158 Mimm Trehern	7		1	1															
159 Doche Trehern	4		1	1															
160 Joe Trehern	22	1		1				40											
161 Wey Kincaid	40		1	1				30	20		20								
162 Liza Kincaid	13		1	1															
163 Joe M. Cannon	18	1		1															
164 David R. Welch	48	1		1			Farmer	300	3		45			75					Citizen by Marriage
165 Phibe Welch	33		1	1															
166 Eddie Walker	13	1		1															
167 Wm. A. Welch	7	1		1															
168 Arian Lambard	60		1	1															
169 Lee Evans	23	1		1			Farmer	187	6	2	22			20	50	1000			
170 Lizzie Evans	23		1	1															
171 Alton Evans	3	1		1															
172 Robt Evans	1	1		1															
173 Maggie Parish	18		1	1															
174 Wesley McCarty	33	1		1			Farmer	60	4		33			50					
175 Frances McCarty	33		1	1															
176 Molly McCarty	2		1	1															
177 Robt McCarty	3	1		1															
178 John D. Wright	46	1		1			Farmer	40	3										
179 Elias Tom	25	1		1															
180 Joseph Tom	3	1		1															
TOTALS		18	12	27	3			692	44	4	245	9		265	54	1300			

7 Census of Scullyville County,

Choctaw Nation, 1885

NAMES	AGE	DESCRIPTION OF PERSONS					OCCUPATION	LAND	LIVE STOCK					AGRICULTURAL PRODUCTS			MISCELLANEOUS		
		Male	Female	Indian	White	Colored		Acres under Cultivation	No. of Horses	No. of Mules	No. of Cattle	No. of Sheep	No. of Goats	No. of Hogs	No. Bales of Cotton	No. Bushels of Corn	No. Bushels of Wheat	No. Bushels of Oats	OTHER INFORMATION
181	Julian Thomas	40	1	1															
182	Wm. Womack	44	1		1		Farmer	100	18	5	50	60	100	10	200				Doubtful citizen by marriage
183	Aucy Womack	37		1	1														
184	Wm. Womack Jr	14	1		1														
185	Lda Womack	12		1	1														
186	Geo. Womack	10	1		1														
187	Lee Womack	7	1		1														
188	Ada Womack	5		1	1														
189	Jennie Womack	3		1	1														
190	Henry Womack	8	1		1														
191	Robt. Statterfield	35	1		1	1	Farmer	15	1	1	20		20						Doubtful citizen by marriage
192	Lucilla Statterfield	25		1	1														
193	James Statterfield	6	1		1														
194	Minnie Statterfield	3		1	1														
195	Frank Statterfield		1		1														
196	David Moore	28	1		1		Farmer	500	17	4	700		100	100	5000				
197	Clara Moore	16		1	1														
198	Jackson Moore	25	1		1														
199	Ada Moore	18		1	1														
200	Ora Moore	2		1	1														
201	Jeffthy Moore	65	1		1														
202	Sam McDaniel	20	1		1														Doubtful
203	Albert Dobson	35	1		1		Farmer	150	9	1	40		100	10	1000				citizen by marriage
204	Laura Dobson	25		1	1														
205	Leonidas Dobson	5	1		1														
206	Wm. Dobson	4	1		1														
207	Hester Dobson	3		1	1														
208	Thomas Marshall	2	1		1														
209	Robert Chubbee	31	1		1		Farmer	40	10				49	4	150				
210	Sally Chubbee	31		1	1														
TOTALS			17	13	27	3		805	55	11	840	60	369	129	6310				

Census of *Scullyville* County,

Choctaw Nation, 1885

NAMES.	AGE.	DESCRIPTION OF PERSONS.					OCCUPATION.	LAND.		LIVE STOCK.					AGRICULTURAL PRODUCTS.			MISCELLANEOUS.	
		Male.	Female.	Indian.	White.	Colored.		Acres under Cultivation.	No. of Horses.	No. of Mules.	No. of Cattle.	No. of Sheep.	No. of Goats.	No. of Hogs.	No. Bales of Cotton.	No. Bushels of Corn.	No. Bushels of Wheat.	No. Bushels of Oats.	OTHER INFORMATION
211 <i>Wing Chubbee</i>	7		1																
212 <i>Jincy Scott</i>	13		1																
213 <i>Cephus Scott</i>	3	1																	
214 <i>Justin Chubbee</i>	20	1																	
215 <i>Willy Chubbee</i>	16	1																	
216 <i>Cornelius Scott</i>	14	1																	
217 <i>Ming Hallin</i>	22		1																
218 <i>Stephen Donald</i>	65	1			1	Farmer	275	9	1	165	3	7	240	40	1500				<i>Doubtful Citizen by Marriage</i>
219 <i>Elizabeth Donald</i>	50		1																
220 <i>Ida Donald</i>	17		1																
221 <i>Etta Donald</i>	14		1																
222 <i>Wm B. Donald</i>	11		1																
223 <i>Laura Donald</i>	9		1										5						
224 <i>Wm C. Falconer</i>	44	1			1	Farmer	100	20	1	100			300	20	2000				<i>Citizen by Marriage</i>
225 <i>Henry Falconer</i>	15	1																	
226 <i>Mary Falconer</i>	13		1																
227 <i>Susan C. Falconer</i>	10		1																
228 <i>Wm C. Falconer</i>	8		1																
229 <i>Julia V. Falconer</i>	6		1																
230 <i>Adaline Picken</i>	30		1																
231 <i>Mary Picken</i>	4		1																
232 <i>John Picken</i>	3	1																	
233 <i>Wm Hendricks</i>	40	1				Farmer	700	40	2	200			150						<i>Citizen by Marriage</i>
234 <i>Francis Hendricks</i>	40		1																
235 <i>James Barnett</i>	30	1			1	Farmer	20	1					10	2	150				<i>Citizen by Marriage</i>
236 <i>Etta Barnett</i>	22		1																
237 <i>Frank Barnett</i>	1/2		1																
238 <i>Joe Bascom</i>	20	1																	
239 <i>Ellie Bascom</i>	20		1																
240 <i>Prius Tolson</i>	22	1																	
		15	15	27	3														
TOTALS		15	15	27	3														
							1185	122	4	665	3	7	545	62	3925				

Census of *Shelbyville* County,

Choctaw Nation, 1883

NAMES.	AGE.	DESCRIPTION OF PERSONS.					OCCUPATION.	LAND.	LIVE STOCK.						AGRICULTURAL PRODUCTS.				MISCELLANEOUS.
		Male.	Female.	Indian.	White.	Colored.		Acres under Cultivation.	No. of Horses.	No. of Mules.	No. of Cattle.	No. of Sheep.	No. of Goats.	No. of Hogs.	No. Bales of Cotton.	No. Bushels of Corn.	No. Bushels of Wheat.	No. Bushels of Oats.	OTHER INFORMATION
241. Wm Overstreet	34	1			1		Farmer	75	1		150			40	2	2000		Citizen by marriage	
242 Sarah Overstreet	33		1	1															
243 Laura Overstreet	15		1	1															
244 Sena Overstreet	12		1	1															
245 Eliza Overstreet	10		1	1															
246 James Overstreet	5	1		1															
247 Molly Overstreet	3		1	1															
248 Babe Overstreet	3 weeks		1	1															
248 Babe Overstreet	3 weeks		1	1															
250 Thomas Overstreet	37	1		X	1														
251 Mary Overstreet	12		1	1														Citizen by marriage	
252 Clayton Overstreet	10	1		1															
253 Charley Overstreet	8	1		1															
254 Dora Overstreet	5		1	1															
255 Thomas Overstreet	3	1		1															
256 Minnie Overstreet	8 mo		1	1															
257 John W. Krebs	30	1		1			Farmer	18	1	1	3			20					
258 Eliza Krebs	21		1	1															
259 John Krebs	8	1		1															
260 Benj Krebs	2	1		1															
261 Carter Krebs	2 mo		1	1															
262 Edmund Burgerin	64	1		X	1		Farmer	100	1	2	60		300	10	1500		Citizen by marriage		
263 Mary Burgerin	59		1	1															
264 Michel Brady	54	1		1			Farmer	24	11		78		50	4	220		Citizen by marriage		
265 Caroline Brady	45		1	1															
266 Wesley Brown	6	1		1															
267 Lizzie McKinney	37		1	1															
268 Silas James	42	1		1			Farmer	50	2		24		5	8					
268 Lizzie James	25		1	1				42		2	10		15		20				
270 Serena James	1		1	1															
TOTALS		15	15	26	4			309	16	5	325		430	24	3740				

Census of Scullyville County,

Choctaw Nation, 1885.


NAMES.	DESCRIPTION OF PERSONS.						OCCUPATION.	LAND.		LIVE STOCK.						AGRICULTURAL PRODUCTS.			MISCELLANEOUS.
	AGE.	Male.	Female.	Indian.	White.	Colored.		Acres under Cultivation.	No. of Horses.	No. of Cattle.	No. of Sheep.	No. of Goats.	No. of Hogs.	No. Bales of Cotton.	No. Bushels of Corn.	No. Bushels of Wheat.	No. Bushels of Oats.	OTHER INFORMATION.	
271 Babe James	mo-2		/	/															
272 Selina James	10		/	/															
273 Oka James	80		/	/															
274 Wingenon Watkin	35	/		/			Farmer	250	2	2	65		160	27	1200				
275 Dora Watkin	32		/	/															
276 Wingenon Watkins Jr	6	/		/															
277 Orlena Watkin	4		/	/															
278 Charley Watkin	mo-5	/		/															
279 Jessie Tecumseh	22	/		/			Farmer	15	5			30		60					
280 Rachel Tecumseh	30		/	/															
281 Sittin Ahotubbee	12		/	/															
282 Dickson Sucky	30	/		/			Farmer	1	3			1		30					
283 Amiyoka Sucky	140		/	/															
284 Geo Wesley	30	/		/				1	1										
285 Nancy Wesley	30		/	/															
286 John Wesley	16	/		/															
287 Mary Wesley	16		/	/															
288 John Junigo	16	/		/															
289 Jacob B. Jackson	41	/		/			Farmer	15	2	1		20		189					
290 Lericy Jackson	23		/	/															
291 Florence Jackson	6		/	/															
292 Edmund Wesley	11	/		/															
293 Abel James	50	/		/															
294 Ellen James	30		/	/															
295 Houston Tecumseh	14	/		/															
296 Harris Tecumseh	11	/		/															
297 Wilburn James	1/2	/		/															
298 Joshua Christy	30	/		/			Farmer	28	4	15		30		200					
299 Emily Perry	55		/	/															
300 James Christy	28	/		/															
TOTALS	76	14	30					310	17	2	81		241	27	1679				

11 Census of *Scullyville* County,

Choctaw Nation, 1885.

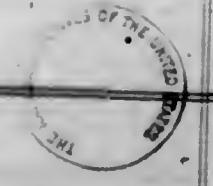
J. H. Hays & Sons, Printers and Binders, Fort Scott, Kansas.

NAMES	AGE	DESCRIPTION OF PERSONS.					OCCUPATION	LAND		LIVE STOCK						AGRICULTURAL PRODUCTS				MISCELLANEOUS
		Male	Female	Indian	White	Colored		Acres under Cultivation	No. of Horses	No. of Mules	No. of Cattle	No. of Sheep	No. of Goats	No. of Hogs	No. Bales of Cotton	No. Bushels of Corn	No. Bushels of Wheat	No. Bushels of Oats	OTHER INFORMATION	
301 Robinson Jacob	19	1		1				8												
302 Elephus Jacob	19	1		1				50	5		22									
303 Rhoda Perry	12		1	1																
304 Dave Jacob	4	1		1																
305 Wilson Christy	2	1		1																
306 Annie Morease	28		1	1				3	1											
307 Sampson Morease	3	1		1																
308 Daniel James	34	1		1			Farmer	12	3		9			40			50			
309 Vicy James	29		1	1																
310 Charles James	11	1		1																
311 Hampton James	5	1		1																
312 Willy Kincaid	22	1		1			Farmer	50						17						
313 Sophina Kin Kate	23		1	1																
314 Molly Smith	8		1	1																
315 Babe Smith	mo-2		1	1																
316 Noel James	37	1		1			Farmer	15	15		22			40			250			
317 Melisy James	48		1	1																
318 Elles James	16	1		1																
319 Solomon James	14	1		1																
320 Liny Wright	20		1	1					2					20						
321 Martin Koster	15	1		1																
322 Rhoda James	8		1	1																
323 Dora James	5		1	1																
324 Robt. Trehern	32	1		1			Farmer	5	1					20						
325 Cornelia Trehern	25		1	1																
326 Admona Trehern	8		1	1																
327 Margaret Trehern	6		1	1																
328 Lorin Trehern	4	1		1																
329 Serena Trehern	1		1	1																
330 Tobias Frank	28	1		1				16												
TOTALS		16	14	30				159	27	53			137		300					



NAMES.	DESCRIPTION OF PERSONS.					OCCUPATION.	LAND.		LIVE STOCK.					AGRICULTURAL PRODUCTS.			MISCELLANEOUS.		
	AGE.	Male.	Female.	Indian.	White.		Colored.	Acres under Cultivation.	No. of Horses.	No. of Mules.	No. of Cattle.	No. of Sheep.	No. of Goats.	No. of Hogs.	No. Bales of Cotton.	No. Bushels of Corn.	No. Bushels of Wheat.	No. Bushels of Oats.	OTHER INFORMATION
331. Julia Frank	14		1	1															
332. Kittie J. Mollen	28		1	1															
333. Harriette Mollen	9		1	1			8	3	1				10						
334. Wilson Bell	22	1		1															
335. Charles Tecumseh	21	1		1		Farmer													
336. Elima Tecumseh	70		1	1			20	3					10	2 1/2	100				
337. Ben James	20	1		1															
338. Elizabeth James	30		1	1															
339. Willis James	4	1		1															
340. Elsie James	6		1	1															
341. Silas Frazier	42	1		1		Farmer	3	1					28						
342. Isaac Frazier	41		1	1															
343. Stewart Frazier	12	1		1															
344. Robt. Kincaid	30	1		1		Farmer	40	1											
345. Lizzie Kincaid	23		1	1															
346. Ala-homma	50		1	1			10	2											
347. Adam James	30	1		1		Farmer	30	1	3			8		100					
348. Peggie James	40		1	1															
349. Isaac James	10	1		1															
350. Frank James	8	1		1															
351. Emily James	6		1	1															
352. Eliza James	3		1	1															
353. Joseph Moore	33	1		1		Farmer	30	3	12			35							
354. Mattie Moore	21		1	1															citizen by Marriage
355. Jackson Dwight	25	1		1															
356. Seely Dwight	15		1	1															
357. Ellen Dwight	8		1	1															
358. Solomon Terrell	30	1		1															
359. Elsie Terrell	35		1	1			1					5							
360. Louisa Terrell	1/2		1	1															
TOTALS		13	17	29	1		141	15	16			96	2 1/2	200					

NAMES	AGE	DESCRIPTION OF PERSONS					OCCUPATION	LAND		LIVE STOCK						AGRICULTURAL PRODUCTS				MISCELLANEOUS
		Male	Female	Indian	White	Colored		Acres under Cultivation	No. of Horses	No. of Mules	No. of Cattle	No. of Sheep	No. of Goats	No. of Hogs	No. Bales of Cotton	No. Bushels of Corn	No. Bushels of Wheat	No. Bushels of Oats	OTHER INFORMATION	
361	Louisanna Wade	8	1	1																
362	Willis Wade	4	1	1																
363	Josephine Wade	1	1	1																
364	Julia Franklin	13	1	1																
365	William Harkin	47	1	1			Farmer	20	2	2	2			3						
366	Sillin Harkin	33	1	1																
367	Rhoda Harkin	12	1	1				15	2											
368	Nancy King	40	1	1																
369	James Jones	28	1	1				1	1											
370	Louisa Jones	20	1	1																
371	Babe Jones	2	1	1																
372	Morris Hancock	37	1	1			Farmer	20	1				10							
373	Wiley Hancock	23	1	1																
374	Wm Brashears	60	1	1			Farmer	60	3	30			25	6	400					
375	Mary J. Brashears	45	1	1																
376	Lee Brashears	15	1	1																
377	B. F. Brashears	13	1	1																
378	Mary Brashears	9	1	1																
379	Lucinda Brashears	3	1	1																
380	Isham Watkins	31	1	1			Farmer	225	2	1	35		50	15	1500		140			
381	Ophelia Watkins	25	1	1																
382	Henry Watkins	5	1	1																
383	Viola Watkins	5	1	1																
384	Ethel Watkins	1	1	1																
385	Beechy Puryer	35	1	1				30						1	450					
386	Sam Walker	32	1	1			Farmer	4	1											
387	L. S. Walker	30	1	1																
388	Silas Ward	30	1	1			Farmer	20	5	7			10							
389	Mary Ward	26	1	1																
390	Dave Ward	5	1	1																
TOTALS		13	17	28	2			395	17	3	74		98	22	2350		140			



14 Census of *Scullyville* County,

Choctaw Nation, 1885

		DESCRIPTION OF PERSONS.						LAND										MISCELLANEOUS		
NAMES.	AGE.	Male.	Female.	Indian.	White.	Colored.	OCCUPATION.	Acres under Cultivation.	LIVE STOCK.						AGRICULTURAL PRODUCTS.			OTHER INFORMATION		
									No. of Horses.	No. of Mules.	No. of Cattle.	No. of Sheep.	No. of Goats.	No. of Hogs.	No. Bales of Cotton.	No. Bushels of Corn.	No. Bushels of Wheat.		No. Bushels of Oats.	
391. Flora Ward	3		1	1																
392. Eddie Ward	2	1																		
393. Eliza Ward	57		1	1				25						15		100				
394. Jeff Ward	23	1			1															
395. Susan Ward	16		1	1																
396. Cua Ward	13	1			1															
397. James Darnal	46	1			1		Farmer	80	4		6	65	1	80	1	60			150	National Lighterman
398. Sally Darnal	23		1	1																
399. Adam Darnal	3	1			1															
400. Robt. Darnal	3	1			1															
401. Stephen Darnal	39	1			1															
402. Mary Darnal	17		1	1																
403. Silas Darnal	17	1			1															
404. Francis Darnal	15		1	1																
405. John Taylor	39	1			1		Farmer	300	4	5	200			300	50	3000			500	
406. Allie V. Taylor	26		1		1															
407. Andrew J. Stacy	14	1			1															
408. Ido Taylor	11		1	1																
409. William Leflore	30	1			1		Farmer	40	8		3			50	7	206			300	
410. Jane Leflore	40		1	1																
411. Maggie Leflore	8		1	1																
412. Wm Leflore, Jr	6	1			1															
413. Jane Leflore	4		1	1																
414. Hawry Ausburn	45	1			X	1	Farmer	14	2	1	4			11	4					Illegal - Citizen by Marriage
415. Nancy Ausburn	40		1	1																
416. Laura Pierson	17		1	1																
417. Oscar M. Krebs	7	1			1															
418. Mary Thompson	53		1	1				75	6		80			30	1	450				
419. Florence Thompson	18		1	1																
420. Frank A. Park	30	1			X	1	Merchant	40	4		10					600				Citizen by Marriage.
TOTALS		15	15	17	3			577	28	6	253	65	1	486	63	4416			980	

Census of *Scullyville*

County,

Choctaw Nation, 1883

NAMES.	AGE.	DESCRIPTION OF PERSONS.					OCCUPATION.	LAND.	LIVE STOCK.					AGRICULTURAL PRODUCTS.			MISCELLANEOUS.		
		Male.	Female.	Indian.	White.	Colored.		Acres under Cultivation.	No. of Horses.	No. of Mules.	No. of Cattle.	No. of Sheep.	No. of Goats.	No. of Hogs.	No. Bales of Cotton.	No. Bushels of Corn.	No. Bushels of Wheat.	No. Bushels of Oats.	OTHER INFORMATION
421 Nancy Park	26	1	1																
422 Amy B. Sincer	4	1																	
423 Ed. Bowman	20	1																	
424 Tom Ainsworth	35	1																	
425 Martha Ainsworth	26		1				100	2	12			10							
426 David McCurtain	12	1																	
427 Jesse M. Ainsworth	8	1																	
428 Thomas Ainsworth	2	1																	
429 Ella Ainsworth	1/2		1																
430 Gariette Ainsworth	36	1			1	Farmer	65	1	3	30		30	12	500					Citizen by marriage
431 Margaret Ainsworth	25		1																
432 Cornelia Ainsworth	5		1																
433 Ida Ainsworth	4		1																
434 Catherine Ainsworth	3		1																
435 Thomas Ainsworth	2	1																	
436 G. J. Ainsworth	67	1			1	Farmer	140		20			25	50	200					Citizen by marriage
437 James Ainsworth	21	1																	
438 Peter Ainsworth	27	1																	
439 Margaret Ainsworth	27		1																
440 Clifford Ainsworth	2	1																	
441 John Quinn	35	1			1	Stock raiser	110	4	200			50	20	1200					
442 Annie E Quinn	32		1																
443 Henry J. Kayser	27	1				Merchant	80	7	300			100	18						
444 Wm. H. Kayser	24	1					75												
445 Mary A Bower	50		1				123	1	2	100		20	10	500					
446 Mary Bower	8		1																
447 Lily Bower	11		1																
448 James Bower	16		1																
449 Walter Bower	22	1																	
450 Francis E. Moore	40	1	1				40	4	25			20	16	300					
							70	5	50			25	3	600					
TOTALS		16	14	27	3		803	22	7	727		280	129	3600					

NAMES.	AGE.	DESCRIPTION OF PERSONS.					OCCUPATION.	LAND.	LIVE STOCK.						AGRICULTURAL PRODUCTS.				MISCELLANEOUS.
		Male.	Female.	Indian.	White.	Colored.		Acres under Cultivation.	No. of Horses.	No. of Mules.	No. of Cattle.	No. of Sheep.	No. of Goats.	No. of Hogs.	No. Bales of Cotton.	No. Bushels of Corn.	No. Bushels of Wheat.	No. Bushels of Oats.	OTHER INFORMATION.
451	Gertrude Moore	14	1	1															
452	Edgar Moore	13	1	1															
453	Simon Moore	12	1	1															
454	Olliver Moore	8	1	1															
455	Herbert Moore	7	1	1															
456	Napoleon Moore	5	1	1															
457	Ellena Moore	3		1	1														
458	Robt Ward	35	1		1		Farmer	100	3	4	75		5	50		2500			
459	Ida L. Ward	28		1	1														
460	Sarah Ward	8		1	1														
461	Susan Ward	7		1	1														
462	Cora Ward	5		1	1														
463	Robt Ward Jr	3	1		1														
464	Ida Ward	mo		1	1														
465	James T. Boyekin	23	1		* 1														
466	Amanda V. Boyekin	20		1	1														citizen by marriage
467	Squire Allen	40	1		* 1		Farmer	200	22	9			20	5	200				citizen by marriage.
468	Louisa Allen	18		1	1														
469	Wm B. Allen	4	1		1														
470	John Allen	2	1		1														
471	Willis Folsom	58	1		1			75	3	4			5	3	400				
472	Frank Folsom	19	1		1														
473	Elias Folsom	15	1		1														
474	Lucy McKinney	17		1	1														
475	Josephine Goforth	9		1	1														
476	Ben-McCurtain	9	1		1														
477	W. S. Marony	46	1		* 1		Farmer	105	2	32			8	23	1200				citizen by marriage.
478	H. C. Marony	42		1	1														
479	Louie Seffore	16	1		1														
480	Florence Marony	6		1	1														
TOTALS		16	14	27	3			480	30	120	5	83	31	4300					



17 Census of *Scullyville* County,

Choctaw Nation, 1885

NAMES.	DESCRIPTION OF PERSONS.						OCCUPATION.	LAND.		LIVE STOCK.						AGRICULTURAL PRODUCTS.				MISCELLANEOUS.
	AGE.	Male.	Female.	Indian.	White.	Colored.		Acres under Cultivation.	No. of Horses.	No. of Mules.	No. of Cattle.	No. of Sheep.	No. of Goats.	No. of Hogs.	No. Bales of Cotton.	No. Bushels of Corn.	No. Bushels of Wheat.	No. Bushels of Oats.	OTHER INFORMATION.	
481	<i>Green Leflore</i>	14	1		1															
482	<i>J. B. Marony</i>	1	1		1															
483	<i>Edward Sinner</i>	35	1		1		<i>Farmer</i>	75	9	45				60	11	400				
484	<i>Rebecca Sinner</i>	35		1	1															
485	<i>Joanna McCurtain</i>	13		1	1															
486	<i>David McCurtain</i>	11	1		1															
487	<i>Edward Sinner Jr.</i>	5	1		1															
488	<i>Susan Sinner</i>	4		1	1															
489	<i>James Bowman</i>	52	1			1	<i>Farmer</i>	62	2	4				21	1/2	75				
490	<i>Caroline Bowman</i>	46		1	1															
491	<i>Willy Merryman</i>	10	1		1															
492	<i>Leona Merryman</i>	10		1	1															
493	<i>Carrie Merryman</i>	8		1	1															
494	<i>Rhoda Thomas</i>	20		1	1															
495	<i>Robert Jacob</i>	4	1		1															
496	<i>Willis Jacob</i>	2	1		1															
497	<i>Adam Christy</i>	13	1		1															
498	<i>James Steben</i>	37	1		1		<i>Farmer</i>	35	1					1/2	200					
499	<i>A. Juda Steben</i>	40		1	1															
500	<i>Tennessee Steben</i>	17		1	1			45	12	10			20		250					
501	<i>Henry Hayaka</i>	55	1		1															
502	<i>Jane Hayaka</i>	40		1	1															
503	<i>Frank Hayaka</i>	10	1		1															
504	<i>Buddy Hayaka</i>	13	1		1															
505	<i>Becca Hayaka</i>	20		1	1															
506	<i>Morris Battiest</i>	27	1		1															
507	<i>Ella Battiest</i>	6		1	1			1					6							
508	<i>Leonardus Battiest</i>	2	1		1															
509	<i>Leonardus Merryman</i>	18	1		1															
510	<i>Perlina Battiest</i>	3		1	1															
TOTALS		17	13	29	1			217	25	59			107	14	925					

18 Census of *Scullyville* County,

Choctaw Nation, 1885

NAMES.	DESCRIPTION OF PERSONS.						OCCUPATION.	LAND.	LIVE STOCK.						AGRICULTURAL PRODUCTS.				MISCELLANEOUS.
	AGE.	Male.	Female.	Indian.	White.	Colored.		Acres under Cultivation.	No. of Horses.	No. of Mules.	No. of Cattle.	No. of Sheep.	No. of Goats.	No. of Hogs.	No. Bales of Cotton.	No. Bushels of Corn.	No. Bushels of Wheat.	No. Bushels of Oats.	OTHER INFORMATION
511 John Tom	55	1		1			Farmer	7	15	6			15						
512 Liddy Tom	22		1																
513 Erno James	15	1		1															
514 Sing Tom	37		1	1				6	2				5						
515 Mack Daniel	6	1		1															
516 Agnis Daniel	3		1	1															
517 Willy Cobb	22	1		1			Farmer	4	5				25	80					
518 Bicy Cobb	40		1	1															
519 Lorin Cobb	5	1		1															
520 James Wall	16	1		1															
521 Elsie Mollen	18		1	1															
522 Watson Boudinot	28	1		1															
523 Louisa Boudinot	38		1	1															
524 Johnson M. Harlen	14	1		1															
525 Martin Holloway	30	1		1					2										
526 Rhoda Holloway	32		1	1															
527 Isaac Holloway	5	1		1															
528 Margaret Holloway	4		1	1															
529 Phelin William	30	1		1					1										
530 Mary William	1 1/2		1	1															
531 Eheline Farby	32		1	1					1										
532 Sarah Farby	6		1	1															
533 Williamson Farby	2	1		1															
534 Willis Simpson	30	1		1															
535 Sarian Simpson	29		1	1															
536 Walton Simpson	2	1		1															
537 Betsy Pope	44		1	1				20	1				30						
538 Rhoda Pope	15		1	1															
539 Silmon Boudinot	23		1	1						6									
540 Robert Payne	9	1		1						9									
TOTALS		15	15	30				37	26	16	6		65	80					

19 Census of *Scullyville* County,

Choctaw Nation, 1885

DESCRIPTION OF PERSONS.								LAND.							LIVE STOCK.				AGRICULTURAL PRODUCTS.				MISCELLANEOUS.
NAMES.	AGE.	Male.	Female.	Indian.	White.	Colored.	OCCUPATION.	Acres under Cultivation.	No. of Horses.	No. of Mules.	No. of Cattle.	No. of Sheep.	No. of Goats.	No. of Hogs.	No. Bales of Cotton.	No. Bushels of Corn.	No. Bushels of Wheat.	No. Bushels of Oats.	OTHER INFORMATION				
541	Pallatiah McGehee	34	1		1		Farmer	65	9		19			30									
542	Ruth McGehee	35			1																		
543	Thompson D. Sexton	14	1		1			26 1/2												Choctaw			
544	Benjamin Sexton	10	1		1																		
545	W. McGehee	11	1		1																		
546	Lucy McGehee	7			1																		
547	Wade Standford	20	1		1				1		2			10									
548	Eliza Standford	16			1																		
549	John Willis	26	1		1		Farmer	35	4		30	25		20	2	300				Citizen by marriage.			
550	Mitildy Willis	32			1																		
551	Simon Bohanan	35	1		1		Farmer	80	2		8			20		100							
552	Billy Bohanan	40			1																		
553	Devolt Ferrill	30	1		1		Farmer	25	3					10		80							
554	Jefferson McRoid	25	1		1		"	50	2		2			20		100							
555	Melinda McRoid	25			1																		
556	Emma McRoid	6			1				5														
557	Adam McRoid	4	1		1																		
558	Willis Bohanan	14	1		1																		
559	James Bohanan	8	1		1																		
560	Jack Bohanan	2	1		1																		
561	Sam Bohanan	1	1		1																		
562	Mitildy Bohanan	10			1																		
563	Mary Bohanan	5			1																		
564	Su Bohanan	3			1																		
565	Molly Bohanan	12			1																		
566	Nancy Bohanan	8			1																		
567	Robert Luce	15	1		1																		
568	Ester Jenkins	15			1																		
569	Joe D. Garland	32	1		1		Farmer	40	8		6			80	4 1/2	125	5	50					
570	Elsie Garland	32			1																		
TOTALS			16	14	29	1		321 1/2	29		67	25		190	6 1/2	705	5	50					

20 Census of *Scullyville* County,

Choctaw Nation, 1885

NAMES	AGE	DESCRIPTION OF PERSONS					OCCUPATION	LAND Acres under Cultivation	LIVE STOCK						AGRICULTURAL PRODUCTS				MISCELLANEOUS	
		Male	Female	Indian	White	Colored			No. of Horses	No. of Mules	No. of Cattle	No. of Sheep	No. of Goats	No. of Hogs	No. Bales of Cotton	No. Bushels of Corn	No. Bushels of Wheat	No. Bushels of Oats	OTHER INFORMATION	
571	Emeline Perry	6	1	1																
572	Melinda Perry	15	1	1																
573	Eliza Pike	40	1	1																
574	James Pike	8	1	1																
575	Liddy Pike	2	1	1																
576	Elizabeth Perry	30	1	1																
577	Josephene Perry	2	1	1																
578	Frank Battles	33	1		1		Farmer	15	5	12				20	4	200				citizen by marriage
579	Susan Battles	24	1	1																
580	Welly Battle	8	1	1																
581	Finance Battle	6	1	1																
582	John Battle	3	1	1																
583	Olly Battle	7 ^{mo}	1	1																
584	Gilbert Thompson	36	1	1			Farmer	45	3	2	10			120	5	300				
585	Isabel Thompson	31	1	1																
586	Ellis Thompson	15	1	1																
587	Josephine Thompson	13	1	1																
588	Harris Thompson	4	1	1																
589	Houston Derrell	8	1	1																
590	Isham Johnico	32	1	1				20	2											
591	Lurena Johnico	20	1	1																
592	Hampton Johnico	1	1	1																
593	Lizzie Johnico	14	1	1																
594	Julia Gilman	21	1	1																
595	David James	29	1	1					5	15				25						
596	Mary James	23	1	1																
597	Esther James	2	1	1																
598	Walton D. James	5 ^{mo}	1	1																
599	Jesse Riddle	42	1	1			Farmer	250	2	7				10						
600	Fannie Riddle	5 ^{mo}	1	1																
TOTALS			14	16	29	1		360	15	2	44			181	9	570				

21 Census of *Scullyville* County,

Choctaw Nation, 1885

NAMES.	AGE.	DESCRIPTION OF PERSONS.					OCCUPATION.	LAND.	LIVE STOCK.					AGRICULTURAL PRODUCTS.				MISCELLANEOUS.	
		Male.	Female.	Indian.	White.	Colored.		Acres under Cultivation.	No. of Horses.	No. of Mules.	No. of Cattle.	No. of Sheep.	No. of Goats.	No. of Hogs.	No. Bales of Cotton.	No. Bushels of Corn.	No. Bushels of Wheat.	No. Bushels of Oats.	OTHER INFORMATION.
601	Thomas Wall	36	1		1		Farmer		2		16								
602	Betty Wall	37		1	1														
603	Tripheny Wall	14		1	1														
604	Bos Wall	13	1		1														
605	Biaga Wall	11	1		1														
606	Ada Wall	10		1	1														
607	Sda Wall	7		1	1														
608	Katy Wall	6		1	1														
609	Jesse Wall	5	1		1														
610	Thomas Wall Jr	4	1		1														
611	Evy Wall	3		1	1														
612	Ella Wall	1		1	1														
613	Benj ^r Wall Jr.	44	1		1														
614	Abby Wall	40		1	1														
615	Benjamin Wall Jr.	17	1		1														
616	Willy Wall	10	1		1														
617	A Sidney Sage	20	1		1														
618	Carrie Sage	19		1	1														
619	Francis Sage	39		1	1														
620	Katy Wall	65		1	1														
621	Gandy Stephens	25	1		1														
622	Francis Monts	55	1		1		Farmer	200	3		15			30					Citizen by marriage.
623	Lucinda Monts	38		1	1														
624	Andrew Olla	40	1		1		Farmer	125	2	3	30			40					Doubtful - Citizen by marriage.
625	Salia Olla	24		1	1														
626	Charley Stephen	6	1		1														
627	Ed ^r M ^r Daniel	25	1		1		Farmer	150	5	1	22	1		10	5	300		100	
628	Mary M ^r Daniel	26		1	1														
629	Thomas M ^r Daniel	9	1		1														
630	Marvin M ^r Daniel	2	1		1														
TOTALS			16	14	27	3		475	13	4	83	1		80		300		100	

22 Census of *Scuttyville* County,

Choctaw Nation, 1885

		DESCRIPTION OF PERSONS.						LAND.		LIVE STOCK.						AGRICULTURAL PRODUCTS.				MISCELLANEOUS.
NUMBERS.	NAMES.	AGE.	Male.	Female.	Indian.	White.	Colored.	OCCUPATION.	Acres under Cultivation.	No. of Horses.	No. of Mules.	No. of Cattle.	No. of Sheep.	No. of Goats.	No. of Hogs.	No. Bales of Cotton.	No. Bushels of Corn.	No. Bushels of Wheat.	No. Bushels of Oats.	OTHER INFORMATION.
631	Martin L. McDaniel	1/2	1		1				125	2		10			25	72	600		50	
632	Sirena Hickman	23		1	1				125	2		10			25	12	600		50	
633	Edwin Hickman	5	1		1															
634	Lochy R. Hickman	3		1	1															
635	Frank - Hickman	2	1		1															
636	Martha A. Holson	34		1		1			80	2		9			12					Citizen by Marriage
637	Margaret Holson	16		1	1															
638	David Holson	11	1		1															
639	Isora Holson	4		1	1															
640	James Seard	35	1			1		Farmer	300	8		25								Citizen by Marriage
641	Cora Seard	30		1	1															
642	Norman Seard	11	1		1															
643	Thomas Seard	8	1		1															
644	Robt Seard	7	1		1															
645	Andrew Seard	3	1		1															
646	Jane Page	53		1	1				125	3		16								
647	Robt Page	26	1		1															
648	Willy Page	32	1		1															
649	Joshua Page	20	1		1															
650	John Simmon	17	1		1															
651	Monty Simmon	12	1		1															
652	Mary Conway	7		1	1															
653	Wesley Conway	4	1		1															
654	Maud Conway	2		1	1															
655	Jane Page	23		1	1															
656	Ada Page	1		1	1															
657	Mary V. Page	7		1	1															
658	Solomon Wilson	23	1		1															
659	Sam Billy	24	1		1			Farmer	30	6		6			50	3	50			
660	Jane Billy	50		1	1															
TOTALS			17	13	28	2			660	21		66			87	15	650		50	

23 Census of *Scullyville* County,

Choctaw Nation, 1885

NAMES.	AGE.	DESCRIPTION OF PERSONS.					OCCUPATION.	LAND. Acres under Cultivation.	LIVE STOCK.					AGRICULTURAL PRODUCTS.				MISCELLANEOUS	
		Male.	Female.	Indian.	White.	Colored.			No. of Horses.	No. of Mules.	No. of Cattle.	No. of Sheep.	No. of Goats.	No. of Hogs.	No. Bales of Cotton.	No. Bushels of Corn.	No. Bushels of Wheat.	No. Bushels of Oats.	OTHER INFORMATION.
661 Lucy Betty	4	✓	1	1															
662 Allie Betty	4 ^{mo.}		1	1															
663 Joe Jackson	18	1		1					1										
664 Hoyote	50		1	1															
665 Mookole	30		1	1				9	4				20						
666 Wesley Ann	6	1		1					2				6						
667 Melinda Ann	7 ^{mo.}		1	1															
668 Walter Beard	30	1			1														
669 Sillin Beard	30		1	1			Farmer	30	2		34		30	3	300		30		Citizen by marriage.
670 Marika James	30		1		1														
671 Ben James	10	1		1				100			6								
672 Campbell James	8	1		1															
673 Lola James	6		1	1															
674 Marcell James	3		1	1															
675 John H. Merryman	30	1		1			Farmer												
676 Jo Anna Merryman	25		1	1				80	2				10		40				
677 Francis Merryman	4		1	1															
678 Edger Merryman	3		1	1															
679 Babe Merryman	1	1		1															
680 Watson McClure	28	1		1			Farmer												
681 Francis McClure	30		1	1				100					30		500				
682 Garrette McClure	1	1		1															
683 Babe McClure	2 ^{weeks}		1	1															
684 Babe McClure	2 ^{weeks}		1	1															
685 James Haggette	46	1	✓	1			Farmer												
686 Margaret Haggette	48		1	1				350	20	6	60	80	200	600	1600		80		Citizen by marriage all white no Choctaw Blood
687 Joseph Haggette	13	1		1															
688 Wiley Haggette	11	1		1															
689 Lott Holoway	17	1		1															
690 Sarah Emmine	38		1	1															
TOTALS		13	17	27	3			669	31	6	100	80	266	633	1440		110		

24 Census of *Scullyville* County,


Choctaw Nation, 1885

NAMES.	AGE.	DESCRIPTION OF PERSONS.					OCCUPATION.	LAND.	LIVE STOCK.					AGRICULTURAL PRODUCTS.			MISCELLANEOUS.		
		Male.	Female.	Indian.	White.	Colored.		Acres under Cultivation.	No. of Horses.	No. of Mules.	No. of Cattle.	No. of Sheep.	No. of Goats.	No. of Hogs.	No. Bales of Cotton.	No. Bushels of Corn.	No. Bushels of Wheat.	No. Bushels of Oats.	OTHER INFORMATION.
691	Sarian Simpson	40	1	1															
692	Andaly Bond	39	1	1			100	6	3				8						
693	Miscoly Bond	39	1	1			5	2				29							
694	Susan Bond	6	1	1															
695	Wesley Ann	5	1	1															
696	Phebe Tom	40	1	1															
697	Ebenezer Tom	20	1	1			20					8		49					
698	Sereua Tom	13	1	1															
699	Tomy Tom	10	1	1															
700	Wicy Tom	6	1	1															
701	Doniga Tom	3	1	1															
702	Aaron Tom	24	1	1															
703	Isibel Tom	18	1	1															
704	Sian Tom	15	1	1															
705	Stickers Wade	25	1	1			Farmer	7	18	4		40							
706	Allen Wade	3	1	1															
707	Martha Felleya	60	1	1															
708	Eliza William	25	1	1				8	4			10							
709	Sophia Alexander	18	1	1															
710	Stephen Thomas	18	1	1															
711	A. F. Krebs	40	1	1				160	3	15		25	6	500					
712	Jane Krebs	32	1	1															
713	Robt Krebs	17	1	1															
714	Jesse Hardway	35	1	1			Farmer	60	4	10		25							
715	Betsy Hardway	40	1	1															
716	Josiah Willis	37	1	1			Farmer	30	7	2		50	1	100					
717	Sally Willis	37	1	1															
718	Cornelius Willis	14	1	1															
719	Publius D. Willis	11	1	1															
720	Geo - Willis	9	1	1															
TOTALS		17	13	30				390	44	34		187	15	699					

25 Census of *Scullyville* County,

Choctaw Nation, 1885

NAMES.	DESCRIPTION OF PERSONS.						OCCUPATION.	LAND. Acres under Cultivation.	LIVE STOCK.					AGRICULTURAL PRODUCTS.			MISCELLANEOUS	
	AGE.	Male.	Female.	Indian.	White.	Colored.			No. of Horses.	No. of Mules.	No. of Cattle.	No. of Sheep.	No. of Goats.	No. of Hogs.	No. Bales of Cotton.	No. Bushels of Corn.	No. Bushels of Wheat.	No. Bushels of Oats.
721	Moses Willis	5	1		1													
722	Selina Willis	15		1	1													
723	Pashontim ma	69		1	1													
724	Elias Farby	30	1		1		Farmer	45	15	400		100	3	200				
725	Emma Farby	25		1	1			6	1			70		50				
726	Lurena Farby	1		1	1													
727	Winsky Farby	60		1	1													
728	Aghis Farby	5		1	1			17						30				
729	Isham Shotabe	27	1		1			1				6						
730	Joseph Jones	28	1		1		Farmer	8	2			15						
731	Betsy Jones	40		1	1													
732	Isabel Jones	8		1	1													
733	Charley Jones	6	1		1													
734	Joel Jones	65	1		1													
735	Liddie Jones	3		1	1													
736	Davis Bell	30	1		1		Farmer	12	1	1		50	2	100				
737	Buddy Bell	3	1		1													
738	Dora Bell	7		1	1													
739	Louis Honabbe	30	1		1			4	1			15		40				
740	Nancy Honabbe	26		1	1													
741	Francis Honabbe	3		1	1													
742	Babe Honabbe	1		1	1													
743	Ahston William	4	1		1													
744	Babe William	1		1	1													
745	Winey Umphis	65		1	1				3	25		25						
746	John Umphis	70	1		1					60								
747	Abraham Gregor	65	1		1		Farmer	70	5	5	60	75	12	700				Citizen by Marriage
748	Mary Gregor	35		1	1													" "
749	Annie Gregor	13		1	1													
750	Shepard Gregor	10	1		1													
TOTALS		13	17	28	2			168	28	5	546	276	17	1120				



26 Census of *Scullyville* County,

Choctaw Nation, 1885.

NAMES.	AGE.	DESCRIPTION OF PERSONS.					OCCUPATION.
		Male.	Female.	Indian.	White.	Colored.	
751 <i>Emy Gregor</i>	8	1	1				
752 <i>Herbert Gregor</i>	5	1		1			
753 <i>Babe Gregor</i>	1	1		1			
754 <i>Joseph Kincaid</i>	24	1		1			
755 <i>Selina Kincaid</i>	27		1	1			
756 <i>Adam Wilkin</i>	4	1		1			
757 <i>Campbell Le Flore</i>	55	1		1		<i>Farmer & Sawyer</i>	
758 <i>Ida L. Le Flore</i>	35		1	1			
759 <i>Felix Le Flore</i>	21	1		1			
760 <i>Mary J. LeFlores</i>	17		1	1			
761 <i>Campbell LeFlores</i>	15	1		1			
762 <i>Frank P. LeFlores</i>	13	1		1			
763 <i>Louie LeFlores</i>	12	1		1			
764 <i>Chester H. LeFlores</i>	10	1		1			

LAND. Acres under Cultivation.	LIVE STOCK.					AGRICULTURAL PRODUCTS.				MISCELLANEOUS	
	No. of Horses.	No. of Mules.	No. of Cattle.	No. of Sheep.	No. of Goats.	No. of Hogs.	No. Bales of Cotton.	No. Bushels of Corn.	No. Bushels of Wheat.	No. Bushels of Oats.	OTHER INFORMATION
85	4		1			30					
800	5	2	20								

Filed in my office this 21st Sept 1885
Thompson McKinney
National Secretary
Choctaw Nation

I hereby certify that above and foregoing transcript is a true and correct copy from the original record book, now on file in my office.
This 15th day of July
A.D. 1886,
Thompson McKinney
National Secretary
Choctaw Nation

TOTALS

10 4 11

885 9 2 21 30

Choctaw Nation, 1885.

Copy

LAND.	LIVE STOCK.					AGRICULTURAL PRODUCTS.				MISCELLANEOUS.	
Acres under Cultivation.	No. of Horses.	No. of Mules.	No. of Cattle.	No. of Sheep.	No. of Goats.	No. of Hogs.	No. Bales of Cotton.	No. Bushels of Corn.	No. Bushels of Wheat.	No. Bushels of Oats.	OTHER INFORMATION

25795

INDIAN OFFICE

INVEST. No. 3

1886

*The census of Sugar Loaf County
of the 1st Judicial District - Choctaw Nation,
in 1885.*

Census of Sugarloaf County,

Choctaw Nation, 1885.

		DESCRIPTION OF PERSONS.								LAND.						LIVE STOCK.				AGRICULTURAL PRODUCTS.				MISCELLANEOUS.
NAMES.		AGE.	Male.	Female.	Indian.	White.	Colored.	OCCUPATION.	Acres under Cultivation.	No. of Horses.	No. of Mules.	No. of Cattle.	No. of Sheep.	No. of Goats.	No. of Hogs.	No. Bales of Cotton.	No. Bushels of Corn.	No. Bushels of Wheat.	No. Bushels of Oats.	OTHER INFORMATION.				
1	Sampson Holson	40	1		1			Farmer	119	4	2	150			300	10	1113		840					
2	Sally Holson	32		1	1																			
3	Mabel A Holson	6		1	1																			
4	Minnie L. Holson	4		1	1																			
5	Ida M. Holson	18		1	1																			
6	Mary A Holson	15		1	1				15	7		100			50				100					
7	Dora Holson	13		1	1																			
8	Noel J. Holson	35	1		1			Farmer	50	20	4	50	2		30				200	50				
9	Lizzie Holson	35		1	1																			
10	Ada Holson	1		1	1																			
11	Sweeney F. Holson	32	1		1			Farmer	31	9		20	5		40	1/2			100					
12	Soky Holson	28		1	1																			
13	Permelinda Holson	4		1	1																			
14	Josephine Holson	3		1	1																			
15	Emeline Holson	1		1	1																			
16	Lon Morgan	15		1	1																			
17	Benjamin Hampton	10	1		1																			
18	Sally Bell	50		1	1																			
19	Isman Billy	35	1		1																			
20	Umpson Moore	17	1		1																			
21	Selina Moore	15		1	1																			
22	Jane Moore	2		1	1																			
23	Ely Burn	10	1		1																			
24	Kissie Burn	16		1	1																			
25	Thompson D. Sexton	50	1		1			Farmer	408	4	2	2			15	10	800		40					
26	Lily Sexton	25		1		1																		
27	Nelly Sexton	4		1	1																			
28	Charles Sexton	2	1		1																			
29	Babe Sexton	1		1	1																			
30	Geo Sexton	25	1		1																			
TOTALS			11	19	29	1			623	44	8	322	7		435	20 1/2	2313		930					

Census of *Sugar Loaf* County,

Choctaw Nation, 1885.

		DESCRIPTION OF PERSONS.						LAND.		LIVE STOCK.						AGRICULTURAL PRODUCTS.				MISCELLANEOUS.
NUMBERS.	NAMES.	AGE.	SEX AND COLOR.					OCCUPATION.	Acres under Cultivation.	No. of Horses.	No. of Mules.	No. of Cattle.	No. of Sheep.	No. of Goats.	No. of Hogs.	No. Bales of Cotton.	No. Bushels of Corn.	No. Bushels of Wheat.	No. Bushels of Oats.	OTHER INFORMATION.
			Male.	Female.	Indian.	White.	Colored.													
31	Jerry White	54	1		1			Farmer	60	4		40			30	1	200		10	
32	Susan White	24		1	1															
33	Livingston White	17	1		1															
34	Louis White	10	1		1															
35	Artemesia White	6		1	1															
36	Benjamin White	3	1		1															
37	Ausbarn White	19	1		1															
38	Isabel Alexander	12		1	1															
39	Castman Alexander	8	1		1															
40	Henry Alexander	13	1		1															
41	Nelly Tolbert	45		1	1				20	4		4			20		25			
42	Washington Tolbert	16	1		1															
43	Rhoda Tolbert	15		1	1															
44	Olly Tolbert	6	1		1															
45	Charly Disho	25	1		1															
46	Tennessee Disho	20		1	1															
47	Rabon Disho	1	1		1															
48	Sieley Pulcher	7		1	1									20						
49	Jack McCann	25	1		1				4					30						
50	Melissa McCann	25		1	1															
51	Jane Shotabbe	6		1	1															
52	Mishe mantabbe	60	1		1			Farmer	10	1		8		20	1/2	80				
53	Siny Mihimantabe	40		1	1															
54	Francis Ward	25		1	1				3					10						
55	Simpson Ward	8	1		1									5						
56	Lucy Ward	2		1	1															
57	Ben Louis	33	1		1			Farmer	19	6		25	30	15		40				
58	Jivey Louis	28		1	1															
59	Melton Perry	22	1		1															
60	Edmund Morgan	30	1		1			Farmer	1	1				1						
TOTALS			17	13	30				110	23		11	30	146	1 1/2	395		10		

Census of Sugar Loaf County,

Choctaw Nation, 1885.

NAMES.	DESCRIPTION OF PERSONS.						OCCUPATION.	LAND.		LIVE STOCK.						AGRICULTURAL PRODUCTS.				MISCELLANEOUS.
	AGE.	Male.	Female.	Indian.	White.	Colored.		Acres under Cultivation.	No. of Horses.	No. of Mules.	No. of Cattle.	No. of Sheep.	No. of Goats.	No. of Hogs.	No. Bales of Cotton.	No. Bushels of Corn.	No. Bushels of Wheat.	No. Bushels of Oats.	OTHER INFORMATION.	
61 Jincy Morgan	30		1	1									4		15					
62 Ellis Mackey	50	1		1			9	4	4											
63 Wilburn Melton	3	1		1																
64 Sing Frank	14		1	1																
65 Sampson Robin	5	1		1			1													
66 David Washington	40	1		1			9	3				10		10						
67 Jincy Robin	5		1	1																
68 Patsy Washington	20		1	1																
69 Daniel Washington	14	1		1																
70 Forbis Mackey	15	1		1																
71 Richard Henderson	40	1		1			6	3				5		30						
72 James Henderson	13	1		1																
73 David Henderson	10	1		1																
74 Lena Henderson	5		1	1																
75 Robert Moore	30	1		1			10	5				10		50						
76 Willy Moore	20		1	1																
77 Archibald Harris	10	1		1																
78 Sillin McCann	30		1	1																
79 Phillip McCann	8	1		1																
80 John Jones	2	1		1																
81 Josie Sam	45	1		1			9	2												
82 Joe Sam	25	1		1																
83 Standford Sam	14	1		1																
84 Mike Sam	12	1		1																
85 Morris Sam	10	1		1																
86 Willy Louis	22	1		1			2	1	5			10		48						
87 Ann Louis	19		1	1																
88 Charley Griffith	59	1		1			18	4				5								
89 Larcin Griffith	35		1	1																
90 Soky Thompson	10		1	1																
TOTALS		20	10	30			64	22	9			44		153						

5 Census of Sugar Loaf County,

Choctaw Nation, 1885.

NAMES.	AGE.	DESCRIPTION OF PERSONS.					OCCUPATION.	LAND.	LIVE STOCK.					AGRICULTURAL PRODUCTS.				MISCELLANEOUS.	
		Male.	Female.	Indian.	White.	Colored.		Acres under Cultivation.	No. of Horses.	No. of Mules.	No. of Cattle.	No. of Sheep.	No. of Goats.	No. of Hogs.	No. Bales of Cotton.	No. Bushels of Corn.	No. Bushels of Wheat.	No. Bushels of Oats.	OTHER INFORMATION
121 Nathan McCasian	23	1		1			Farmer	6	4				2		10				
122 Emily McCasian	25		1	1															
123 Ben Joel	19	1		1			Farmer	35					5		10				
124 Amanda Joel	50		1	1					2		1	11		15					
125 Simon Peter	60	1		1			Farmer	20	4				20		200				
126 Louis Peter	30	1		1															
127 Barnebus Peter	55	1		1															
128 Louisa Peter	40		1	1															
129 Marian Peter	18		1	1															
130 James Simmon	49	1		1			Farmer	27	2		4	12	15		10				
131 Martha Simmon	35		1	1															
132 Wm W. Simmon	2	1		1															
133 William Quincy	8	1		1															
134 Moriah Quincy	7		1	1															
135 Sing Quincy	30		1	1															
136 Fannie Quincy	3		1	1															
137 James Quincy	12	1		1															
138 James Natiche	10	1		1															
139 Betsy Joel	16		1	1															
140 Sillin Tom	18		1	1															
141 Robinson Billy	39	1		1			Farmer	1	2		10		10		5				
142 Elizabeth Billy	26		1	1															
143 Annie Billy	6		1	1															
144 Babe Billy	8	1		1															
145 Poke McLeraney	36	1		1			Farmer	84	8		10		150		300				
146 Louisa McLeraney	30		1	1															
147 Stone McLeraney	9	1		1															
148 Robert McLeraney	8	1		1															
149 Reily McLeraney	7	1		1															
150 Walter McLeraney	4	1		1															
TOTALS		17	13	30				173	22		25	23	218		535				

Census of Sugar Loaf County,

Choctaw Nation, 1885.

NAMES.	AGE.	DESCRIPTION OF PERSONS.					OCCUPATION.	LAND.		LIVE STOCK.					AGRICULTURAL PRODUCTS.			MISCELLANEOUS.	
		Male.	Female.	Indian.	White.	Colored.		Acres under Cultivation.	No. of Horses.	No. of Mules.	No. of Cattle.	No. of Sheep.	No. of Goats.	No. of Hogs.	No. Bales of Cotton.	No. Bushels of Corn.	No. Bushels of Wheat.	No. Bushels of Oats.	OTHER INFORMATION.
151	Frank Cobb	35	1		1														
152	Ben Hoteyabe	24	1		1		Farmer	60	1										
153	Adeline Hoteyabe	30		1	1														
154	Jeff Wilkin	8	1		1														
155	Seely Mackey	15		1	1														
156	Hilas Colbert	28	1		1		Farmer	6	2			10		50					
157	Ellet Colbert	2	1		1														
158	Lozin Colbert	1	1		1														
159	Watson Jefferson	20	1		1														
160	Kasy Jefferson	16		1	1														
161	Babe Jefferson	1	1		1														
162	Mely William	14		1	1														
163	Marian William	35		1	1														
164	Watis Jefferson	40	1		1			1				1							
165	Ety Jefferson	30		1	1														
166	Silway Jefferson	18		1	1														
167	Grason Jefferson	12	1		1														
168	Isabel Jefferson	1		1	1														
169	Coleman Hilly	35	1		1		Farmer	22	2	2		30		100					
170	Ister Hilly	28		1	1														
171	Flamy Hilly	9	1		1														
172	Sissy Hilly	7		1	1														
173	Minnie Hilly	5		1	1														
174	Babe Hilly	1		1	1														
175	David Collin	40	1		1		Farmer	12	4	8		12		100					
176	Ellen Collin	18		1	1														
177	Sabin Collin	12	1		1														
178	Babe Collin	2		1	1														
179	Watty Dwight	40	1		1		Farmer	12	3	8		20		70					
180	Edward Dwight	17	1		1														
TOTALS		16	14	30				113	12	18		73		320					

NAMES.	AGE.	DESCRIPTION OF PERSONS.					OCCUPATION.	LAND.		LIVE STOCK.					AGRICULTURAL PRODUCTS.			MISCELLANEOUS.	
		Male.	Female.	Indian.	White.	Colored.		Acres under Cultivation.	No. of Horses.	No. of Mules.	No. of Cattle.	No. of Sheep.	No. of Goats.	No. of Hogs.	No. Bales of Cotton.	No. Bushels of Corn.	No. Bushels of Wheat.	No. Bushels of Oats.	OTHER INFORMATION.
181	Simpson Thompson	14	1		1														
182	Reuben Thompson	12	1		1														
183	Lizzie Thompson	13		1	1														
184	Vincen Thompson	8	1		1														
185	Sally Thompson	5		1	1														
186	Jacob Quin	60	1		1		Farmer	5	3	19			6						
187	Sally Quin	40		1	1														
188	Elcie McClure	30		1	1				4	2			3						
189	Emeline McClure	5		1	1														
190	Ally McClure	1		1	1														
191	Aaron Harris	9	1		1														
192	Anderson Noel	2	1		1														
193	Eastman Quinn	25	1		1				2	4									
194	Martha Quinn	15		1	1														
195	Thomas Quinn	5	1		1														
196	Noel Jones	30	1		1		Farmer	20	1	2	3		80	200					
197	Joseph Jones	13	1		1														
198	Susan Jones	7		1	1														
199	Melinda Jones	4		1	1														
200	Simon Tom	26	1		1		Farmer	30	5	20			3	150					
201	Betsey Tom	40		1	1														
202	James McCoy	12	1		1														
203	Fannie McCoy	8		1	1														
204	Manda Tom	4		1	1														
205	Isaac Brown	30	1		1		Farmer	15	5	10			5						
206	Sally Brown	30		1	1														
207	Enima Brown	6		1	1														
208	Sally Brown	50		1	1														
209	Sarban Simpson	24		1	1				3	2									
210	Walton Simpson	2	1		1														
TOTALS			14	16	30			70	23	59	3		97	350					

8 Census of Sugar Loaf County,

Choctaw Nation, 1885.

NAMES.	AGE.	DESCRIPTION OF PERSONS.					OCCUPATION.	LAND.	LIVE STOCK.					AGRICULTURAL PRODUCTS.				MISCELLANEOUS.	
		Male.	Female.	Indian.	White.	Colored.		Acres under Cultivation.	No. of Horses.	No. of Mules.	No. of Cattle.	No. of Sheep.	No. of Goats.	No. of Hogs.	No. Bales of Cotton.	No. Bushels of Corn.	No. Bushels of Wheat.	No. Bushels of Oats.	OTHER INFORMATION.
211	Ema chaya hoke	49		1	1			1											
212	Martin Louis	25	1		1				1				5						
213	Silas Louis	24	1		1				1										
214	Hanna Louis	14		1	1														
215	Sokey Whistler	40		1	1							1							
216	Allie Whistler	2		1	1														
217	John Quincy	29	1		1		Farmer	3	1				4		25				
218	William Monroe	50	1		1		"	2 1/2	3				4		5				
219	Rhebe Monroe	40		1	1														
220	Milton Monroe	13	1		1														
221	Miley Monroe	5		1	1														
222	Charles Monroe	21	1		1														
223	Harry Quinn	1	1		1														
224	George Fleming	25	1		1				1										
225	Woodson Louis	30	1		1		Farmer	20	4		7		20						
226	Eliza Louis	20		1	1														
227	Lily Louis	1		1	1														
228	Memus Harris	40		1	1			25	4		4		4		45				
229	Albert Harris	9	1		1														
230	Melinda Harris	11		1	1														
231	James Rondon	50	1		1		Farmer	15	4				15		20				
232	Carnoly Rondon	14		1	1			100	10	2	35		60	7	200				
233	Robert Benton	44	1		1		"												
234	Jane Benton	36		1	1														
235	Mary Benton	17		1	1														
236	John Allen	20	1		1														
237	Walker Free	32	1		1		Farmer	75	6		12		35	1	150				Citizen by Marriage
238	Lizzie Free	23		1	1														
239	Ella Free	6		1	1														
240	Rose Free	3		1	1														
TOTALS		14	16	29	1			247 1/2	35	2	51	7	147	8	445				

NAMES.	AGE.	DESCRIPTION OF PERSONS.					OCCUPATION.	LAND.		LIVE STOCK.						AGRICULTURAL PRODUCTS.				MISCELLANEOUS.
		Male.	Female.	Indian.	White.	Colored.		Acres under Cultivation.	No. of Horses.	No. of Mules.	No. of Cattle.	No. of Sheep.	No. of Goats.	No. of Hogs.	No. Bales of Cotton.	No. Bushels of Corn.	No. Bushels of Wheat.	No. Bushels of Oats.	OTHER INFORMATION	
241	Bason James	44	1		1		Farmer	19	3	4	15	5	35							
242	Amy James	25		1	1															
243	Will James	5	1		1															
244	Garies James	8	1		1															
245	Beece James	9		1	1															
246	Nancy James	14		1	1															
247	Columbus Billy	20	1		1								2							
248	Ireal Hamblin	30	1		1		Farmer	10					2							
249	Mary Hamblin	15		1	1															
250	James H. Johnson	30	1		1								4						Creek	
251	Mary Johnson	53		1	1															
252	Abel Harris	39	1		1		Farmer	130	12	40			150	28	250					
253	Susan Harris	29		1	1															
254	Lemon Harris	12	1		1															
255	Martha Harris	9		1	1															
256	Henry Harris	3	1		1															
257	Willy Harris	2	1		1															
258	Susan Harris	12		1	1															
259	Emeline Harris	4		1	1															
260	Ruthy Harris	1		1	1															
261	John G Beard	60	1		1		Farmer	40	4	80			25	4	150				Citizen by Marriage	
262	Julia Beard	37		1	1															
263	Isora Beard	17		1	1															
264	Wesley W. Beard	15	1		1															
265	Isidora Beard	7		1	1															
266	Ada M. Beard	1		1	1															
267	John H. Durant	28	1		1		Farmer	150	2	3			50	5	200					
268	Caroline Durant	24		1	1	1														
269	Arabella Durant	5		1	1															
270	Nathaniel Durant	3	1		1															
TOTALS		14	16	28	2			349	21	127			268	37	600					



10 Census of Sugar Loaf County,

Choctaw Nation, 1885.

NAMES.	AGE.	DESCRIPTION OF PERSONS.					OCCUPATION.	LAND.	LIVE STOCK.					AGRICULTURAL PRODUCTS.				MISCELLANEOUS.	
		Male.	Female.	Indian.	White.	Colored.		Acres under Cultivation.	No. of Horses.	No. of Mules.	No. of Cattle.	No. of Sheep.	No. of Goats.	No. of Hogs.	No. Bales of Cotton.	No. Bushels of Corn.	No. Bushels of Wheat.	No. Bushels of Oats.	OTHER INFORMATION.
271	Riney J. Durant	1	1																
272	Julian Wade	8		1	1														
273	Sam Garland	29	1		1		Farmer	150	1										
274	Manda Garland	26		1		1													
275	Babe Garland	1		1	1														
276	Etty E. Jones	40		1	1														
277	Julia Gilman	22		1	1			800	6	12		150	30	1500					
278	Genard Gilman	4	1		1														
279	Edmund Picken	20	1		1			35	1	5									
280	M. E. Wilson	26		1		1		280		10		15							
281	Ida Wilson	8		1	1														Citizen by marriage
282	Ardely Wilson	7		1	1														
283	Archy Wilson	2	1		1														
284	William Richard	30	1			1	Farmer	250	20	2	400	50	50	2000		300			Citizen by marriage
285	Martha Richard	37		1	1														
286	Sony Richard	13	1		1														
287	Annie Richard	9		1	1														
288	Martha M. Richard	6		1	1														
289	Tinnie Richard	4	1		1														
290	Ida Richard	2		1	1														
291	Sarah Johnson	32		1	1			50		4		50	3 1/2	75					
292	James E. Lofton	13	1		1														
293	Chas. W. Lofton	12	1		1														
294	California Johnson	9		1	1														
295	Arizona Johnson	9		1	1														
296	Mary Johnson	6		1	1														
297	Martha Johnson	4		1	1														
298	C. C. Mathies	35	1			1	Farmer	125	3	100		75	20	1200					Citizen by marriage
299	Wal Mathies	22		1	1														
300	Willie Mathies	5	1		1														
TOTALS		12	18	25	5			1690	35	6	531	340	103 1/2	4775		300			

11 Census of Sugar Loaf County,

Choctaw Nation, 1885.

NAMES.		DESCRIPTION OF PERSONS.						OCCUPATION.	LAND.	LIVE STOCK.						AGRICULTURAL PRODUCTS.			MISCELLANEOUS.	
		AGE.	Male.	Female.	Indian.	White.	Colored.		Acres under Cultivation.	No. of Horses.	No. of Mules.	No. of Cattle.	No. of Sheep.	No. of Goats.	No. of Hogs.	No. Bales of Cotton.	No. Bushels of Corn.	No. Bushels of Wheat.	No. Bushels of Oats.	OTHER INFORMATION.
301	Sam. J. Mathies	3	1		1															
302	Babe Mathies	mo	1		1															
303	John Luce	35	1		1		Farmer													
304	Sho tema	40		1	1			15	1				15		30					
305	Anius Billy	30	1		1			1 1/2					10		5					
306	Harrison Billy	10	1		1															
307	Mary Billy	1		1	1															
308	William Tikkattabe	26	1		1		Farmer	4	5				5		60					
309	Milly Tikkattabe	40		1	1															
310	William Watson	53	1		1		Farmer	31	5	7	26	5		80						
311	Betsie Watson	60		1	1															
312	E. W. Benton	20	1		1				8				2							
313	Annie Watson	22		1	1															
314	Siby. Watson	3		1	1															
315	Sab. McToel	5	1		1															
316	Slaughter	40	1		1		Farmer	12	4	2	8	150		200						
317	Bicy Slaughter	30		1	1															
318	Sillin Slaughter	8		1	1															
319	Mary Slaughter	13		1	1															
320	Reason Halammatabe	30	1		1															
321	Levy Halammatabe	22		1	1								2							
322	Babe Halammatabe	mo	1		1															
323	Sam Hickman	35	1		1		Farmer	14	4	10		160		750						
324	Margarett Hickman	30		1	1															
325	Mary Hickman	10		1	1															
326	Martha Hickman	8		1	1															
327	Austin Hickman	4	1		1															
328	Joseph Heaver	34	1		1		Farmer	45	2	7		25	4	3100					Illegal citizen by marriage	
329	Lobiathy Heaver	29		1	1															
330	Viecy H. Heaver	12		1	1															
TOTALS		15	15	29	1			122 1/2	29	26	34	374	4	4225						

NAMES.	AGE.	DESCRIPTION OF PERSONS.					OCCUPATION.	LAND.	LIVE STOCK.						AGRICULTURAL PRODUCTS.			MISCELLANEOUS.	
		Male.	Female.	Indian.	White.	Colored.		Acres under Cultivation.	No. of Horses.	No. of Mules.	No. of Cattle.	No. of Sheep.	No. of Goats.	No. of Hogs.	No. Bales of Cotton.	No. Bushels of Corn.	No. Bushels of Wheat.	No. Bushels of Oats.	OTHER INFORMATION.
331 Jimmie Heaver	8		1	1															
332 David Heaver	6	1		1															
338 Mary Heaver	13		1	1															
334 Joshua Hickman	26	1		1				2				10							
335 Betsy Hickman	28		1	1															
336 Emma Hickman	8		1	1															
337 Sam Wilson	23	1		1		Farmer	16	2	4			2							Citizen by Marriage
338 Julia Wilson	20		1	1															
339 Lee Wilson	3	1		1															
340 Josephine Wilson	1		1	1															
341 Simon Billy	25	1		1		Farmer	12	4	1			50	1						
342 Ida Billy	16		1	1	1														
343 Watson Billy	9	1		1															
344 Allen Billy	7	1		1															
345 Siny Holway	26		1	1				2	6			10							
346 Sampson Holway	3	1		1															
347 Sam W. Parker	41	1		1		Farmer	60	2	4			40	4	400					Citizen by Marriage
348 Manda Parker	30		1	1															
349 Leona Benton	6		1	1															
350 Arch Hickman	23	1		1		Farmer	70												
351 Thomas Hickman	30	1		1		"	20	6	20			20							
352 Rose Hickman	21		1	1															
353 Robt Hickman	64	1		1															
354 Robt Hickman jr	16	1		1															
355 Ratio McKinney	15	1		1															
356 Wm Moore	42	1		1		Farmer	16	5	12	2		100	1/2	50					
357 Ellen Moore	40		1	1															
358 Lilly Moore	16		1	1															
359 Susie Moore	12		1	1															
360 Fisie Moore	8		1	1															
TOTALS		15	15	26	4			194	23	47	2	232	5 1/2	450					

Census of Sugar Loaf County,

Choctaw Nation, 1885.

NAMES.	AGE.	DESCRIPTION OF PERSONS.					OCCUPATION.	LAND.		LIVE STOCK.						AGRICULTURAL PRODUCTS.			MISCELLANEOUS.
		Male.	Female.	Indian.	White.	Colored.		Acres under Cultivation.	No. of Horses.	No. of Mules.	No. of Cattle.	No. of Sheep.	No. of Goats.	No. of Hogs.	No. Bales of Cotton.	No. Bushels of Corn.	No. Bushels of Wheat.	No. Bushels of Oats.	OTHER INFORMATION
361 Perry Moore	6	1		1															
362 Sophie Moore	3		1																
363 Amos Washington	40	1		1			4	5					6	2	40				
364 Cyak antona	35		1																
365 Levi Washington	16	1		1															
366 Winston Washington	9	1		1															
367 John Washington	6	1		1															
368 Sophie Washington	7		1																
369 Sally	5		1																
370 Solomon Nelson	30	1		1			6	1	6	1		30		17					
371 Nelly Nelson	20		1																
372 Tilas Billy	20	1		1		Farmer	20	4	2	11		20		100					
373 Siloy Nelson	10		1																
374 Loman Jack	40	1		1			4	4				16		20					
375 Arner Jack	45		1																
376 Eastman McNoel	25	1		1															
377 Sibil McNoel	3		1																
378 Sophia McNoel	8		1																
379 Winny McNoel	23		1					1	1			4							
380 Willis Hambe	35	1		1								4							
381 Cornelius McCurtain	37	1		1		Farmer	16	1				4							
382 Wicy McCurtain	32		1									40							
383 Siloy McCurtain	12		1																
384 Ed McCurtain	6	1		1															
385 Thomas McCurtain	32	1		1															
386 Hampton Perry	20	1		1		"	37	4	4			70		200					
387 Peggie Perry	30		1																
388 Daniel Perry	1	1		1															
389 Albert Perry	1/3	1		1															
390 Jackson Sam	18	1		1		Farmer	4	4	2			5		30					
TOTALS.		17	13	30			91	24	15	12		193	2	907					

14 Census of Sugar Loaf County,

Choctaw Nation, 1885

NAMES.	DESCRIPTION OF PERSONS.						OCCUPATION.	LAND.	LIVE STOCK.						AGRICULTURAL PRODUCTS.			MISCELLANEOUS.	
	AGE.	Male.	Female.	Indian.	White.	Colored.		Acres under Cultivation.	No. of Horses.	No. of Mules.	No. of Cattle.	No. of Sheep.	No. of Goats.	No. of Hogs.	No. Bales of Cotton.	No. Bushels of Corn.	No. Bushels of Wheat.	No. Bushels of Oats.	OTHER INFORMATION
391 Eliza Sam	20	/	/																
392 Charley Sam	2	/		/															
393 Joe Sam	15	/		/															
394 Lillian Sam	8.		/	/															
395 Davis Olly	49	/		/			Farmer	14	5	10	2		10		100				
396 Susan Olly	21		/	/															
397 Martha Olly	2		/	/															
398 Phebe Olly	15		/	/															
399 Noel Billy	6	/		/															
400 James Franklin	35	/		/			Farmer	17	4	12			8		30				
401 Komma Franklin	28		/	/															
402 Lizzie Franklin	13		/	/															
403 Nancy Frank lin	5		/	/															
404 Thomas Jones	3	/		/															
405 Elizabeth Franklin	1		/	/															
406 Lena Olly	17		/	/															
407 Viccy Noel	13		/	/															
408 Adam J. Morris	60	/		/				450	7	55			300	50	3000		300	Citizen by marriage.	
409 Sweeney Folsom	18	/		/															
410 John Folsom	12	/		/															
411 Charley Fisher	40	/		/			Farmer	41	7	6	18		100	1	200				
412 Nancy Fisher	40		/	/															
413 Mollie James	15		/	/															
414 Colbert Anderson	11	/		/															
415 John Kattial	5	/		/															
416 Dora Fisher	8		/	/															
417 Nancy Fisher	5		/	/															
418 Allie Fisher	1		/	/															
419 Joel McNoel	30	/		/															
420 Loring Folsom	26	/		/			Farmer	30	6	6			50		50				
TOTALS		14	16	29	1.			552	29	89	20		468	57	3380		300		

15 Census of Sugar Loaf County,

Choctaw Nation, 1885

NAMES.	AGE.	DESCRIPTION OF PERSONS.					OCCUPATION.	LAND.		LIVE STOCK.					AGRICULTURAL PRODUCTS.				MISCELLANEOUS.
		Male.	Female.	Indian.	White.	Colored.		Acres under Cultivation.	No. of Horses.	No. of Mules.	No. of Cattle.	No. of Sheep.	No. of Goats.	No. of Hogs.	No. Bales of Cotton.	No. Bushels of Corn.	No. Bushels of Wheat.	No. Bushels of Oats.	OTHER INFORMATION
421 Jincy Holson	23	/	/																
422 Selvia Holson	1	/	/																
423 Robert Morris	25	/		/															
424 Corena Morris	25	/		/			200	4				20		90					
425 William G Morris	2	/		/															
426 Robert A. Morris	mo 2	/		/															
427 Amanda Loring	45	/		/															
428 Gertrude Loring	12	/	/				100	2	20			30		800			400	Citizen by Marriage	
429 Ada Loring	10	/	/																
430 Daisy Loring	3	/	/																
431 Ervin Justice	26	/		/		Farmer													
432 Jane Justice	22	/	/				60	3	12			40	2	600				Citizen by Marriage	
433 Wesley Robert	28	/		/		"													
434 Fannie Robert	30	/	/				11	2	2			10	1/2	40					
435 Ishtekayo	50	/	/																
436 Levi Robert	25	/	/																
437 Hor bis Potts	30	/	/			Farmer													
438 Emma Potts	48	/	/				40	7	6			50							
439 Kennedy Potts	13	/	/																
440 Sarah Hamblin	35	/	/																
441 Sampson McFinney	13	/	/																
442 Alfred McClure	30	/	/			Farmer													
443 Minnie McClure	25	/	/				20	1	12			25							
444 Walter McClure	2	/	/																
445 Ellis Wesley	25	/	/																
446 Allie Wesley	20	/	/				70	2	10			6							
447 Melviny Wesley	20	/	/																
448 Morris Norman	30	/	/																
449 Margaret Norman	40	/	/				2					10							
450 Lena Rose	17	/	/																
TOTALS		13	17	27	3		503	22	82			191	3 1/2	1530		400			

16 Census of *Sugar Loaf* County,

Choctaw Nation, 1885

NAMES.	AGE.	DESCRIPTION OF PERSONS.					OCCUPATION.	LAND.	LIVE STOCK.					AGRICULTURAL PRODUCTS.				MISCELLANEOUS.	
		Male.	Female.	Indian.	White.	Colored.		Acres under Cultivation.	No. of Horses.	No. of Mules.	No. of Cattle.	No. of Sheep.	No. of Goats.	No. of Hogs.	No. Bales of Cotton.	No. Bushels of Corn.	No. Bushels of Wheat.	No. Bushels of Oats.	OTHER INFORMATION
451 Sophia Rose	1/2		1	1															
452 Anthony McCurtain	70	1		1															
453 Isaac Alexander	51	1		1		Farmer	15	2	8			45		1					
454 Lizzie Alexander	48		1	1															
455 Austin Alexander	16	1		1															
456 Frank McCurtain	35	1		1			10	2				15							
457 Joel McCurtain	9	1		1															
458 Mittle McCurtain	6	1		1															
459 Telema	50		1	1			7	4	8			10							
460 Bicy	13		1	1															
461 Ann	12		1	1															
462 Jacob Nolin	18	1		1															
463 Siny Nolin	16		1	1															
464 Judus Ward	20	1		1															
465 Simon Nelson	25	1	*	1			10	2				10							
466 Ada Nelson	5		1	1			10	2				20							
467 Miston	20	1		1															
468 Dixon Perry	33	1		1		Farmer	22	2	5			60	2	150					
469 Nancy Perry	40		1	1															
470 Jefferson Dubing	8	1		1															
471 Benj Perry	5	1		1															
472 Simon Kartial	24	1		1		Farmer	45	2	5			20							
473 Francis Kartial	30		1	1										20					
474 Melinda Nelson	25		1	1															
475 Peter Coinsier	40	1		1		Farmer	24	1	2	50		50							
476 Jane Coinsier	29		1	1															
477 Susan Coinsier	15		1	1															
478 Alon Coinsier	6	1		1															
479 Lula Coinsier	4		1	1															
480 Julius Coinsier	2	1		1															
TOTALS		17	13	29	1		123	25	2	76		230	2	171					

17 Census of *Sugar Loaf* County,

Choctaw Nation, 1885

		DESCRIPTION OF PERSONS.						LAND.		LIVE STOCK.						AGRICULTURAL PRODUCTS.			MISCELLANEOUS.
NAMES.	AGE.	Male.	Female.	Indian.	White.	Colored.	OCCUPATION.	Acres under Cultivation.	No. of Horses.	No. of Mules.	No. of Cattle.	No. of Sheep.	No. of Goats.	No. of Hogs.	No. Bales of Cotton.	No. Bushels of Corn.	No. Bushels of Wheat.	No. Bushels of Oats.	OTHER INFORMATION.
481	Allie Couner	3	1	1															
482	Thompson Kemp	12	1	1															
483	Charles Benton	42	1	1			Farmer	100	5	2	75			10	6				
484	Mary Benton	28		1	1														
485	Ida Benton	13		1	1														
486	Mackies Benton	8	1	1															
487	Hoep zibek Benton	7	1	1															
488	Theoda Benton	5	1	1															
489	Charles Benton Jr	1	1	1															
490	Aleming Benton	1	1	1															
491	Isham Kemp	38	1	1															
492	Mary Kemp	22		1	1														
493	Rhoda Kemp	2		1	1														
494	James Kemp	1	1	1															
495	Andrew Jackson	44	1	1															
496	Henry Jefferson	40	1	1			Farmer	18	10		28	13		70	2	100			
497	Sarah Jefferson	28		1	1														
498	Joe Jefferson	15	1	1															
499	Albert Jefferson	13	1	1															
500	Charley Jefferson	9	1	1															
501	Silvy Jefferson	6		1	1														
502	Robert Quincy	11	1	1															
503	Ireal Jefferson	26	1	1				6	2		3			20					
504	Sarah Jefferson	20		1	1														
505	Lucian Jefferson	3		1	1														
506	Thomas Nolin	55	1	1			Farmer	50		2				8					
507	Rhoda Nolin	27	1	1	1														
508	Eliza Nolin	15		1	1														
509	Jane Nolin	9		1	1														
510	Mary Nolin	4		1	1														
TOTALS		17	13	29	1			194	17	2	108	13		108	8	100			

18 Census of Sugar Loaf County,

Choctaw Nation, 1885

NAMES.	DESCRIPTION OF PERSONS.						OCCUPATION.	LAND.	LIVE STOCK.						AGRICULTURAL PRODUCTS.				MISCELLANEOUS.	
	AGE.	Male.	Female.	Indian.	White.	Colored.		Acres under Cultivation.	No. of Horses.	No. of Mules.	No. of Cattle.	No. of Sheep.	No. of Goats.	No. of Hogs.	No. Bales of Cotton.	No. Bushels of Corn.	No. Bushels of Wheat.	No. Bushels of Oats.	OTHER INFORMATION.	
511 Mary Choate	55		1		1					2			8							
512 Pearly Choate	60		1		1															Citizen by marriage
513 Haywood Penal	40	1			1		Farmer	35		32			4							" " "
514 Mary Penal	30		1		1															
515 Robert Penal	13	1			1															
516 Emma Jones	30		1		1															
517 Ida Justis	14		1		1															
518 John Jones	10	1			1															
519 Willis Jones	5	1			1															
520 Clam McCurtain	28	1			1		Farmer	25	1				30	100						
521 Sianna McCurtain	35		1		1															
522 Dora McCurtain	8		1		1															
523 Peter McCurtain	4	1			1															
524 Nail P. McCurtain	1	1			1															
525 Houston McCurtain	19	1			1				10	30			5							
526 Gemeta	210		1		1			7 1/4												
527 Hiloy Dukes	16		1		1															
528 James Robinson	45	1			1															
529 Ellis Bond	43	1			1															
530 Mary Bond	30		1		1															
531 Simon Shotabbe	50	1			1				1				1							
532 Louisa Shotabbe	25		1		1															
533 Clam C. Adam	15	1			1				3	30										
534 Nail Perry	50	1			1		Farmer	60	43	1	175		100	2	500		200			
535 Annelizer Perry	49		1		1															
536 Lily A. Perry	33		1		1															
537 Henry D. Perry	18	1			1															
538 Dennis M. Perry	16	1			1															
539 Charles J. Perry	14	1			1															
540 John S. Perry	12	1			1															
TOTALS		17	13	28	2			177 1/4	58	1	269		148	2	600		200			



19 Census of *Sugar Loaf* County,

Choctaw Nation, 1885

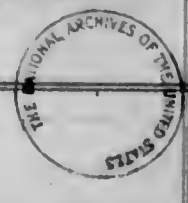
NAMES.	AGE.	DESCRIPTION OF PERSONS.					OCCUPATION.	LAND. Acres under Cultivation.	LIVE STOCK.						AGRICULTURAL PRODUCTS.			MISCELLANEOUS.	
		Male.	Female.	Indian.	White.	Colored.			No. of Horses.	No. of Mules.	No. of Cattle.	No. of Sheep.	No. of Goats.	No. of Hogs.	No. Bales of Cotton.	No. Bushels of Corn.	No. Bushels of Wheat.	No. Bushels of Oats.	OTHER INFORMATION.
541 Susan M Perry	6		1	1															
542 Selina P. Willis	50		1	1					2										
543 Henry Wade	50	1		1															
544 Lucy Wade	40		1	1															
545 William Wade	14	1		1															
546 Nicholas Wade	13	1		1															
547 Sam M ^c Cassin	55	1		1			4	1											
548 Eliza M ^c Cassin	40		1	1															
549 Moriah M ^c Cassin	15		1	1															
550 Mary M ^c Cassin	12		1	1															
551 Amos M ^c Cassin	6	1		1															
552 Babe M ^c Cassin	2		1	1															
553 Elsie Wesley	50		1	1															
554 Isaac Wesley	74	1		1															
555 Noel Wesley	50	1		1															
556 Liddie Wesley	30		1	1															
557 Washington Wesley	25	1		1															
558 Billie Wesley	60		1	1				10											
559 George Bond	30	1		1		Farmer	20	6	6			20	2	100					
560 Ellen Bond	30		1	1															
561 Babe Bond	1	1		1															
562 Amanda Gutch	14		1	1															
563 Linsie Holson	3		1	1				2	3										
564 Janionna	60		1	1				1											
565 Minny Wade	16		1	1															
566 Dennis Wade	25	1		1															
567 Davis Hekcha	35	1		1															
568 Liny Hekcha	16		1	1															
569 Nichi bald Anderson	2	1		1															
570 Frank Pierce	55	1		1		Farmer	8	6	2			30	1	200					
TOTALS		14	16	30			32	28	11			50	3	300					



20 Census of Sugar Loaf County,

Choctaw Nation, 1885

NAMES.	DESCRIPTION OF PERSONS.						OCCUPATION.	LAND.	LIVE STOCK.						AGRICULTURAL PRODUCTS.			MISCELLANEOUS.	
	AGE.	Male.	Female.	Indian.	White.	Colored.		Acres under Cultivation.	No. of Horses.	No. of Mules.	No. of Cattle.	No. of Sheep.	No. of Goats.	No. of Hogs.	No. Bales of Cotton.	No. Bushels of Corn.	No. Bushels of Wheat.	No. Bushels of Oats.	OTHER INFORMATION.
571 Sissy Pierce	25		1	1															
572 Bicy Pierce	12		1	1															
573 Thompson Pierce	3	1		1															
574 Jefferson Pierce	1	1		1															
575 Mike Sefflore	30	1		1				6	8			15		600					
576 Berta Sefflore	21		1		1														
577 Sally Sefflore	1		1	1															
578 Howard Louis	14	1		1															
579 Mary Sefflore	50		1	1				80	30	1	60	14	60	1	1200		150		
580 Josephine Louis	15		1	1															
581 Jincy Sefflore	14		1	1															
582 Willie Louis	13	1		1															
583 Gilbert Burns	8	1		1				20	4		5								
584 John Sefflore	29	1		1															
585 Simon Kincaid	50	1		1															
586 Elsie Charleston	28		1	1															
587 Lizzie Charleston	2		1	1															
588 Brazil Winlock	40	1		1		Farmer		22	14	30	15	40	2	100					
589 Felcas Winlock	60		1	1															
590 Wimpy	0		1	1															
591 Ward Hampton	20	1		1															
592 Seal Hampton	30		1	1															
593 Joseph Kincaid	70	1		1		Farmer		8 1/2	20	20		30							
594 Mary Kincaid	23		1	1															
595 Ellis Kincaid	1	1		1															
596 Sampson Malatabbo	30	1		1					1										
597 Onlat-emma	50		1	1				20	5		2	10	1/2	100					
598 Davis Adam	25	1		1															
599 Jerry B. McFarlan	52	1		1				10	8	2	6		8	1/2	80				
600 Jimmie McFarland	50		1	1															
TOTALS		15	15	29	1			160 1/2	88	3	129	31	163	5	2080		150		



21 Census of Sugar Loaf County,

Choctaw Nation, 1885

NAMES	AGE	DESCRIPTION OF PERSONS					OCCUPATION	LAND		LIVE STOCK						AGRICULTURAL PRODUCTS			MISCELLANEOUS
		Male	Female	Indian	White	Colored		Acres under Cultivation	No. of Horses	No. of Mules	No. of Cattle	No. of Sheep	No. of Goats	No. of Hogs	No. Bales of Cotton	No. Bushels of Corn	No. Bushels of Wheat	No. Bushels of Oats	OTHER INFORMATION
601 Morris M Farland	30	1	1																
602 Emeline Houston	10		1																
603 Isham Cole	30	1																	
604 Robert Cole	8	1																	
605 Silvy	50		1																
606 Ned McNoel	7	1																	
607 Rhoda Isham	45		1																
608 Leving Cole	25		1					6	2										20
609 Adam Utah	8	1																	
610 Wilson Going	55	1						2	1	2			1						
611 Susie Going	40		1																
612 Lily Going	3		1																
613 James Going	25	1																	
614 Pierce Billy	9	1																	
615 Sophia Billy	14		1																
616 Jane Cooper	7		1																
617 Thomas Mitchell	38	1																	
618 Elizabeth Mitchell	6		1																
619 Lena Mitchell	2		1																
620 Handy Seffore	25	1						15	2				5						25
621 Annie Seffore	20		1																
622 David Utah	16	1																	
623 John Adam	38	1																	
624 Elizabeth Adam	8		1																
625 Wilson Adam	7	1																	
626 Wallace Jefferson	21	1						8	3				30						100
627 Jennie Jefferson	40		1																
628 Reuben Seffore	17	1																	
629 Jincy Jefferson	15		1																
630 Ficy Jefferson	13		1																
TOTALS	15	15	30					31	10	2			36						145

Census of *Sugar Loaf* County,

Choctaw Nation, 1885

NAMES.	AGE.	DESCRIPTION OF PERSONS.					OCCUPATION.	LAND. Acres under Cultivation.	LIVE STOCK.						AGRICULTURAL PRODUCTS.			MISCELLANEOUS.
		Male.	Female.	Indian.	White.	Colored.			No. of Horses.	No. of Mules.	No. of Cattle.	No. of Sheep.	No. of Goats.	No. of Hogs.	No. Bales of Cotton.	No. Bushels of Corn.	No. Bushels of Wheat.	No. Bushels of Oats.
631 Mary Moore	14		1	1				8	1					10	40			
632 Edmund Thomas	30	1		1			Farmer	4	3					2	15			
633 Ebaterna Thomas	35		1	1														
634 Susan Thomas	24		1	1														
635 Gibson Robinson	1	1		1														
636 Eyahambe	55	1		1				8	2					40	65			
637 Betty Eyahambe	30		1	1														
638 Louisa James	7		1	1														
639 William Taylor	38	1		1			Farmer	3 1/2	6					15				
640 Susan Taylor	27		1	1														
641 Nancy Taylor	5		1	1														
642 Rhoda Taylor	3		1	1														
643 Meyashona	60		1	1														
644 Wensie Thomas	15		1	1				13	1	6				40	40			
645 Isham William	50	1		1					4					3				
646 Jennie William	40		1	1														
647 Willis Colbert	4	1		1														
648 Coleman William	20	1		1														
649 Gilbert William	9	1		1														
650 Joe Le-Flore	40	1		1			Farmer	18	20	35				40	100			
651 Watson Paxton	23	1		1										4				
652 Melinda Paxton	20		1	1														
653 Emus Paxton	12	1		1					4	20				6				
654 Bicy Paxton	15		1	1														
655 Jacob Jeffere	30	1		1				4	2					9				
656 Betty Jeffere	22		1	1														
657 Emiziah Louis	50	1		1					10					10				
658 Alex Louis	16	1		1														
659 Lreal Louis	14	1		1														
660 Bunny Louis	7	1		1														
TOTALS		16	14	30				58 1/2	53	61				179	260			



Census of Sugar Loaf County,

Choctaw Nation, 1885

NAMES.	AGE.	DESCRIPTION OF PERSONS.					OCCUPATION.	LAND.		LIVE STOCK.						AGRICULTURAL PRODUCTS.				MISCELLANEOUS.
		Male.	Female.	Indian.	White.	Colored.		Acres under Cultivation.	No. of Horses.	No. of Mules.	No. of Cattle.	No. of Sheep.	No. of Goats.	No. of Hogs.	No. Bales of Cotton.	No. Bushels of Corn.	No. Bushels of Wheat.	No. Bushels of Oats.	OTHER INFORMATION.	
661 Reuben Louis	38	1		1			Farmer	10	2		4	8		10		60				
662 Siny Louis	35		1	1																
663 Milie Louis	7		1	1																
664 Minnie Louis	5		1	1																
665 Benjamin Louis	3	1																		
666 Samira Hampton	30	1		1			Farmer	15	1		2			5		25				
667 Selina Hampton	30		1	1																
668 Babe Hampton	7		1	1																
669 Simon Adam	28	1		1				3												
670 Eliza Adam	26		1	1																
671 Abel Adam	7	1		1																
672 Joel Wright	20	1		1																
673 Ann Wright	20		1	1																
674 G. Robt Wright	1	1		1																
675 Samuel Adam	38	1		1				5	4					20		90				
676 Sicy Adam	30		1	1																
677 James Adam	8	1		1																
678 Thomas Adam	8	1		1																
679 Morris Carney	30	1		1			Farmer	20	3		14			14						
680 Willis Jones	35	1		1			"	22	7		10			12		200				
681 Rachelona	40		1	1																
682 Joe Colbert	15	1		1																
683 Folly Shek cha	30		1	1																
684 James Jones	37	1		1																
685 Elsie Jones	33		1	1																
686 Martine Jones	12	1		1																
687 Elizabeth Jones	10		1	1																
688 Ketsie Jones	2		1	1																
689 Elizabeth Ben	18		1	1																
690 Jackson Jones	24	1		1																
TOTALS		16	14	30				75	17	3	30			68		325				



NAMES.	AGE.	DESCRIPTION OF PERSONS.					OCCUPATION.	LAND.		LIVE STOCK.						AGRICULTURAL PRODUCTS.				MISCELLANEOUS.
		Male.	Female.	Indian.	White.	Colored.		Acres under Cultivation.	No. of Horses.	No. of Mules.	No. of Cattle.	No. of Sheep.	No. of Goats.	No. of Hogs.	No. Bales of Cotton.	No. Bushels of Corn.	No. Bushels of Wheat.	No. Bushels of Oats.	OTHER INFORMATION.	
691 Milly Jones	21		1	1																
692 Joe McClinton	28	1					2 1/2	2												
693 Sally McClinton	26		1	1																
694 Babe McClinton	4	1																		
695 Simeon Stokko	39	1																		
696 Wm Barnette	30	1																		
697 John Louis	45	1				Farmer	9		1			10								
698 Sally Louis	40		1	1																
699 Eliza Louis	18		1	1																
700 Liny Louis	15		1	1																
701 Clemus Louis	12	1																		
702 Billy Louis	8	1																		
703 Martha Stokko	40		1	1																
704 Samis Stokko	13	1																		
705 Saphin Stokko	11	1																		
706 Emeline Stokko	10		1	1																
707 Susan Stokko	4		1	1																
708 Babe Stokko	1	1																		
709 Simon McBlish	30	1				Farmer	5	2				10								
710 Elsie McBlish	22		1	1																
711 Louis Garwin	30	1				Farmer	16	2	5		5		50							
712 Sophie Garwin	30		1	1																
713 James Austin	12	1																		
714 Jack Loman	38	1				Farmer	3					10								
715 Billis Loman	40		1	1																
716 Edmund Loman	3	1																		
717 Elizabeth Loman	19		1	1																
718 Austin Loman	1/2	1																		
719 Norris Jones	39	1				Farmer	14	2				9		110						
720 Lean Jones	27		1	1																
TOTALS.		17	13	30			49 1/2	16	7		47		160							

25 Census of Sugar Loaf County,

Choctaw Nation, 1885

NAMES.	AGE.	DESCRIPTION OF PERSONS.					OCCUPATION.	LAND.	LIVE STOCK.					AGRICULTURAL PRODUCTS.				MISCELLANEOUS.	
		Male.	Female.	Indian.	White.	Colored.		Acres under Cultivation.	No. of Horses.	No. of Mules.	No. of Cattle.	No. of Sheep.	No. of Goats.	No. of Hogs.	No. Bales of Cotton.	No. Bushels of Corn.	No. Bushels of Wheat.	No. Bushels of Oats.	OTHER INFORMATION.
721 Babe Mc Noel	1	1		1															
722 Winey Jones	30		1	1															
723 James Darden	37	1			1														
724 Peggy Darden	22		1	1															
725 George McCurtain	37	1		1															
726 Sillia McCurtain	22		1	1															
727 Mitchell McCurtain	2	1		1															
728 Babe McCurtain	1/2	1		1															
729 Ada	8		1	1															
730 Isham Thompson	44	1		1			Farmer	14	6	14		60		200					
731 Winey Thompson	25		1	1															
732 Nelson Thompson	17	1		1															
733 Juda Thompson	12		1	1															
734 Johanna Thompson	7		1	1															
735 Julia Thompson	2		1	1															
736 Joel Jesse	15	1		1															
737 R. D. Edmond	53	1			1		Farmer	100	3	16		75		400		100			Citizen by marriage
738 Martha J. Edmond	51		1	1															
739 Nicholas McCurtain	35	1		1			Farmer	10	6	8		35		75					
740 Bicy McCurtain	30		1	1															
741 James Kartial	6	1		1															
742 Johnson Loman	8	1		1															
743 Small Arnison	23	1		1				2 1/2	1	6		30		20					
744 Lucian Arnison	20		1	1															
745 Susan Arnison	2		1	1															
746 Babe Arnison	1	1		1															
747 William McCurtain	67	1		1			Farmer	12	6	4		30		195					
748 Betsy McCurtain	67		1	1															
749 Melissa McCurtain	20		1	1															
750 Wallen Jesse	12	1		1															
TOTALS		16	14	28	2			142 1/2	25	51		305		290		100			

26 Census of *Sugar Loaf* County,

Choctaw Nation, 1885

NAMES.	DESCRIPTION OF PERSONS.					OCCUPATION.	LAND.	LIVE STOCK.					AGRICULTURAL PRODUCTS.				MISCELLANEOUS.		
	AGE.	Male.	Female.	Indian.	White.		Colored.	Acres under Cultivation.	No. of Horses.	No. of Mules.	No. of Cattle.	No. of Sheep.	No. of Goats.	No. of Hogs.	No. Bales of Cotton.	No. Bushels of Corn.	No. Bushels of Wheat.	No. Bushels of Oats.	OTHER INFORMATION.
751 Lena Jesse	8		1	1															
752 Eastman Jesse	6	1		1															
753 Abel King	8	1		1															
754 Buster Jesse	1	1		1															
755 Sampson W. McEutaw	23	1		1				2		2					40				
756 Winny McEutaw	22		1	1															
757 Lila McEutaw	50		1	1				2		29									
758 Mutsin Collin	25	1		1			4								10				
759 Tennessee Collin	40		1	1															
760 Jesse Collin	30	1		1															
761 Martha Collin	35		1	1															
762 Willie C. Adam	14	1		1															
763 Lisa Colbut	30		1	1															
764 Tennessee Franklin	14		1	1															
TOTALS								8		31					50				

I hereby certify that above and foregoing transcript of the census taken in Sugar Loaf County of the 1st Judicial District that is now on record book and are on file in my office is a true and correct copy.

In witness whereof I have affixed
 the Seal of the Choctaw Nation
 This 16th day of July, 1886
 Thompson McKinnis
 National Secretary
 Choctaw Nation

Choctaw Nation, 1885.

"a true copy"

LAND.	LIVE STOCK.						AGRICULTURAL PRODUCTS.				MISCELLANEOUS.
Acres under Cultivation.	No. of Horses.	No. of Mules.	No. of Cattle.	No. of Sheep.	No. of Goats.	No. of Hogs.	No. Bales of Cotton.	No. Bushels of Corn.	No. Bushels of Wheat.	No. Bushels of Oats.	OTHER INFORMATION.

25795

INDIAN OFFICE.

1886

Incls: No. ✓

*The Census of Choctaw Nation
 Choctaw Nation of the 1st Judicial District
 taken in the year of 1885.*

Census of *Gaines* County,

Choctaw Nation, 1885

NAMES.	AGE.	DESCRIPTION OF PERSONS.					OCCUPATION.	LAND.		LIVE STOCK.					AGRICULTURAL PRODUCTS.			MISCELLANEOUS.	
		Male.	Female.	Indian.	White.	Colored.		Acres under Cultivation.	No. of Horses.	No. of Mules.	No. of Cattle.	No. of Sheep.	No. of Goats.	No. of Hogs.	No. Bales of Cotton.	No. Bushels of Corn.	No. Bushels of Wheat.	No. Bushels of Oats.	OTHER INFORMATION.
1 Sam Allwood Nelson.	37	1	1	1			Farmer	16	4		25			100		200			
2 Rhoda Nelson	38		1	1															
3 Houston Nelson	20	1		1															
4 Katie Nelson	17		1	1															
5 James Nelson	12	1		1															
6 Asmon Nelson	8	1		1															
7 Thompson McKinney	48	1		1			Farmer	20	3		15			150		150			
8 Lizzie McKinney	18		1	1															
9 Mrs Alex McKinney	16	1		1															
10 John Tolson	33	1		1			Farmer	20	2					5		800			
11 John B. Pulcher	24	1		1			"	10	2		2			15		15			
12 Norris Pusley	38	1		1			Farmer & Merchant	20	20	2	80			50		250			
13 Belsie Pusley	30		1	1															
14 Missie Pusley	18		1	1															
15 Asmon Pusley	15	1		1															
16 Rhoda Pusley	2		1	1															
17 Simpson Beams	24	1		1			No Special occupa		1										Home with N. Pusley
18 Coliza Carr	40		1	1			Farmer	8	10		35			20		60			
19 Dennis Carr	20	1		1															
20 Sophie Carr	16		1	1															
21 Rufus Carr	14	1		1															
22 Winnie Carr	12		1	1															
23 Agnis Carr	10		1	1															
24 Asmon Carr	6	1		1															
25 Liny Anderson	40		1	1			Farmer	2						5		5			
26 Joell Anderson	19	1		1															
27 Amy Anderson	13		1	1															
28 Lizzie Anderson	8		1	1															
29 Noel Anderson	6	1		1															
30 William Bee	32	1		1			Farmer	10	7		7	20		20		200			
TOTALS		17	13	30				106	49	2	164	20		365		1680			

2 Census of *Gaines* County,

Choctaw Nation, 1885.

NAMES.	DESCRIPTION OF PERSONS.						OCCUPATION.	LAND.	LIVE STOCK.					AGRICULTURAL PRODUCTS.			MISCELLANEOUS.		
	AGE.	Male.	Female.	Indian.	White.	Colored.		Acres under Cultivation.	No. of Horses.	No. of Mules.	No. of Cattle.	No. of Sheep.	No. of Goats.	No. of Hogs.	No. Bales of Cotton.	No. Bushels of Corn.	No. Bushels of Wheat.	No. Bushels of Oats.	OTHER INFORMATION
31 Melinda Bee	34		1	1															
32 Annie Bee	7		1	1															
33 Willis Scott.	21	1		1				1				6							Home with W. Bee.
34 Lizzie Scott	18		1	1															
35 Isabel Scott	2		1	1															
36 Alfred Ott	25	1		1			Farmer	3	9	12		40		40					Home with S. Nelson.
37 Louisa Ott	18		1	1															
38 Stephen Ott	6	1		1															
39 Samuel Ott	1	1		1															
40 Willis Thompson	42	1		1			Farmer	15	15	12		50		300					Chickasaw
41 Manda Thompson	37		1	1															
42 Thompson Wesley	25	1		1															Home with W. Thompson
43 Gemimy Wesley	25		1	1															
44 Stanton Wesley	1	1		1															
45 William Davis	23	1		1				1	1										
46 Sing Davis	21		1	1															
47 Minny Davis	1		1	1															
48 Colbertson Davis	24	1		1			Farmer	9	1			2		15					
49 Nancy Davis	25		1	1															
50 Becky Davis	5		1	1															
51 Solomon Davis	10	1		1															
52 Selina William	60		1	1			Farmer	2	2	5		16		40					
53 Forbis William	16	1		1															
54 Phelin William	14	1		1															
55 Morris Green	30	1		1			Farmer	4	7	15		5							
56 Moony Green	28		1	1															
57 George Reid	35	1				1		2	1										
58 Pegy Reid	30		1	1															Chickasaw
59 Simon Reid	6	1		1															
60 Milton Reid	2	1		1															
TOTALS		16	14	29	1			33	39	1	45	119		395					

NAMES.	AGE.	DESCRIPTION OF PERSONS					OCCUPATION.	LAND.		LIVE STOCK.					AGRICULTURAL PRODUCTS.				MISCELLANEOUS.
		Male.	Female.	Indian.	White.	Colored.		Acres under Cultivation.	No. of Horses.	No. of Mules.	No. of Cattle.	No. of Sheep.	No. of Goats.	No. of Hogs.	No. Bales of Cotton.	No. Bushels of Corn.	No. Bushels of Wheat.	No. Bushels of Oats.	OTHER INFORMATION
61 Edmund Reid	3 ^{mo.}	1		1															
62 Wade N Hampton	53	1		1			Farmer	20	30	3	20		50		400				
63 Nancy Hampton	37		1	1															
64 Simon Hampton	29	1		1															
65 Dora Ella Hampton	10		1	1															
66 Jackson Hampton	4	1		1															
67 Evelyn Hampton	2		1	1															
68 Fanny Louis	35		1	1					3				10						Chickasaw
69 Reuben Louis	5	1		1															
70 George Johnson	39	1		1			Farmer	45	5		30		30		250				"
71 Mary Johnson	20 ^{mo.}		1		1														
72 Wilmore Johnson	8	1		1															
73 Davis Login	41	1		1			Farmer	5	5				2		100				
74 Mayaka Login	50		1	1															
75 Harlis Login	30	1		1															
76 Abel Worcester	52	1		1			Farmer	12	25		30	15	50		20				Chickasaw
77 Elizabeth Worcester	25		1	1															
78 Alfred Worcester	8	1		1															
79 Simon Worcester	2	1		1															
80 Isham Picken	12	1		1															Orphan.
81 Thompson Picken	30	1		1			Farmer	8	6		4		20						
82 Sis Picken	10		1	1															
83 Nelson Picken	2	1		1															
84 Gilbert Picken	6	1		1															
85 Thompson Nail	25	1		1					2		3								
86 Louisa Nail	25		1	1															
87 Rhoda Nail	2		1	1															
88 Edeline Dyer	2		1	1															Orphan
89 Chailey McCoy	44	1		1			Farmer	10	3		2		10		20				
90 Sige McCoy	34		1	1															
TOTALS		18	12	29	1			100	77	3	144	15	112		390				



Census of *Gaines* County,

Choctaw Nation, 1885

NAMES.	DESCRIPTION OF PERSONS.						OCCUPATION.	LAND.	LIVE STOCK.					AGRICULTURAL PRODUCTS.				MISCELLANEOUS.	
	AGE.	Male.	Female.	Indian.	White.	Colored.		Acres under Cultivation.	No. of Horses.	No. of Mules.	No. of Cattle.	No. of Sheep.	No. of Goats.	No. of Hogs.	No. Bales of Cotton.	No. Bushels of Corn.	No. Bushels of Wheat.	No. Bushels of Oats.	OTHER INFORMATION.
91 Davis McCoy	16	1		1															
92 Louisa McCoy	13		1	1															
93 Simon McCoy	1	1		1															
94 James Walker	13	1		1															
95 Elias Galipsoos	40	1		1				2											orphan
96 Melisy Galipsoos	19		1	1															
97 Lily Galipsoos	4		1	1															
98 John Brown	58	1		1			Farmer	8	1	2									20
99 Nancy Brown	14		1	1															
100 Olasechubbe	60	1		1			Farmer	20	11	10			40						150
101 Sophie Olasechubbe	56		1	1															
102 Nancy Noel	4		1	1															orphan
103 Jimmy Noel	2		1	1															"
104 Silas Cobb	25	1		1															
105 Sely Cobb	20		1	1															
106 Ellice Cobb	14		1	1															
107 James Pain	26	1		1			Farmer	7	3	1			10						20
108 Winny Pain	25		1	1															
109 Nancy Pain	15		1	1															
110 Adon Holme	30	1		1															
111 Hycon Holme	25		1	1															
112 Martin Holme	3	1		1															
113 Johnson Noel	30	1		1			Farmer	10	2				6						60
114 Lucy Noel	38		1	1															
115 " Mary Noel	12		1	1															
116 Georgiana Noel	8		1	1															
117 Robinson Watson	25	1		1			No Special Occupation												
118 Samuel James	34	1		1			Farmer	7	5	14			32						100
119 Julian James	33		1	1															
120 John James	9	1		1															
TOTALS		14	16	30				52	24	1	26		88						350

Census of *Gaines* County,

Choctaw Nation, 1885.

NAMES.	AGE.	DESCRIPTION OF PERSONS.					OCCUPATION.	LAND.	LIVE STOCK.					AGRICULTURAL PRODUCTS.			MISCELLANEOUS.		
		Male.	Female.	Indian.	White.	Colored.		Acres under Cultivation.	No. of Horses.	No. of Mules.	No. of Cattle.	No. of Sheep.	No. of Goats.	No. of Hogs.	No. Bales of Cotton.	No. Bushels of Corn.	No. Bushels of Wheat.	No. Bushels of Oats.	OTHER INFORMATION
121 Mary James	7		1	1															
122 David James	4	1		1															
123 Ben James	mo-5	1		1															
124 Robinson James	34	1		1		Farmer	20	3	30			60		150					
125 Lucy James	19		1		1														
126 Tom James	mo-6		1	1															
127 Emerson James	37	1		1		Farmer	50	5	2	125		150		600					
128 Mariella James	27		1		1														
129 Robert Anderson	31	1			1														
130 Kazy Anderson	25		1	1					2	20	24	18	15						
131 Ausborn Anderson	2	1		1															
132 Etny Anderson	1		1	1															
133 Isreal Bejington	17	1		1															
134 Sampson Anderson	29	1		1		Farmer	20	5	2	15	13	10		100					
135 Elizabeth Anderson	28		1	1															
136 Macky Anderson	6		1	1															
137 William Ishton abbe	18	1		1															
138 Colbet Anderson	36	1		1				1											Home with L. Anderson.
139 Phebi Anderson	20		1	1															
140 Robert Folsom	1	1		1															
141 Sham Fletcher	52	1		1															
142 Ben Fletcher	16	1		1															
143 Jane Fletcher	14		1	1															
144 William Anderson	33	1		1		Farmer	8	4	5			28							
145 Thompson Anderson	10	1		1															
146 Becky Anderson	10		1	1															
147 Lora, Ella, Anderson	3		1	1															
148 Ruthy Anderson	1		1	1															
149 Rogers Anderson	35	1		1		Farmer	10	2				20		130					
150 Peggy Anderson	30		1	1															Chick asaw.
TOTALS		16	14	27	3			105	22	4	195	37	18	283		980			



Census of

Gaines

County,

Choctaw Nation, 1885.

NAMES.	DESCRIPTION OF PERSONS.						OCCUPATION.	LAND.		LIVE STOCK.					AGRICULTURAL PRODUCTS.				MISCELLANEOUS.
	AGE.	Male.	Female.	Indian.	White.	Colored.		Acres under Cultivation.	No. of Horses.	No. of Mules.	No. of Cattle.	No. of Sheep.	No. of Goats.	No. of Hogs.	No. Bales of Cotton.	No. Bushels of Corn.	No. Bushels of Wheat.	No. Bushels of Oats.	OTHER INFORMATION.
151 Bunny Anderson	mo-10	1		1															
152 Liny Underwood	16		1	1				4											
153 Adelin Moore	17	1		1															
154 Arena Isham	14		1	1															
155 Frank Freeny	40	1		1			Farmer	6	3				34	35					
156 Mary Jane Freeny	38		1	1															
157 Thomas Freeny	19	1		1															
158 Grant Freeny Jr.	14	1		1															
159 David Jasper Freeny.	7	1		1															
160. Moriah Freeny	5		1	1															
161 Margarette Freeny	2		1	1															
162 Dave Scott	30	1		1			Farmer	3 1/2	1				30	20					
163 Josiah Reid	37	1		1			"	13	2	18			20	100					
164 Julianna Reid	14		1	1															
165 Moses William	36	1		1			"	12	4	80			40	10					
166 Lily William	30		1	1															
167 Leaston William	10	1		1															
168 Felix William	6	1		1															
169 Jefferson William	2	1		1															
170 Ben Watson	22	1		1															
171 Talatona	50		1	1			Farmer	6	13	20	30		40	20					
172 Ishtema hoke	40		1	1									4						
173 Joseph Haklotabe	33	1		1			Farmer	10	37	56	5		180	60					
174 Louisiana Haklotabe	28		1	1															
175 Cedeine Haklotabe	6		1	1															
176 Ben Haklotabe	14	1		1															
177 George Haklotabe	mo-2	1		1															
178 John Adam	57	1		1			Farmer	33	4	3	11		15	80					
179 Fanny Adam	51		1	1															
180 Etty Foster	12		1	1						4			1						
TOTALS		17	13	30				83 1/2	68	181	46		364	375					



Census of *Gaines* County,

Choctaw Nation, 1885.

NAMES.	AGE.	DESCRIPTION OF PERSONS.					OCCUPATION.	LAND.		LIVE STOCK.					AGRICULTURAL PRODUCTS.			MISCELLANEOUS.	
		Male.	Female.	Indian.	White.	Colored.		Acres under Cultivation.	No. of Horses.	No. of Mules.	No. of Cattle.	No. of Sheep.	No. of Goats.	No. of Hogs.	No. Bales of Cotton.	No. Bushels of Corn.	No. Bushels of Wheat.	No. Bushels of Oats.	OTHER INFORMATION.
181 Wilburn Foster	13	1		1															
182 Lizzie James	8		1	1						2			4						orphan
183 Amos McCain	10	1		1						1			11						"
184 Wilson Grazier	40	1		1		Farmer	9	6	10			50		100					"
185 Missy Grazier	45		1	1															
186 Ned Grazier	24	1		1															
187 Colway Grazier	23	1		1															
188 Pasty Murrin	38		1	1								3							
189 Harris Murrin	13		1	1															
190 John W. Perry	30	1		1		Farmer	33	8	1	10	10	50		100					
191 Pelina Perry	30		1	1															
192 Wily Perry	2		1	1															
193 Anna Perry	1		1	1															
194 Bessie Smith	28		1	1						3									
195 Reuben Colburn	30	1		1															Home with J. Perry.
196 Antihkabe	50	1		1		Farmer	10	6		6	6	20		50					
197 Suky Antihkabe	29		1	1															
198 Minny Antihkabe	5		1	1															
199 Louisy Antihkabe	3		1	1															
200 Fanny Antihkabe	went		1	1															
201 Gartin Gilman	12	1		1															
202 Remy Gilman	16	1		1															
203 Siby Gilman	11		1	1															
204 Moses Dyer	40	1		1		Farmer	12	4				20		50					
205 Mary Dyer	30		1	1															
206 Silas Pesahambe	21	1		1		"	8	4	5			7		80					
207 Susan Pisahambe	24		1	1															
208 Bety Pisahambe	4		1	1															
209 Klisty Pisahambe	2		1	1															
210. Pesahambe	50	1		1								2							
TOTALS		13	17	30				92	31	1	34	16	160	350					

Census of *Gaines* County,

Choctaw Nation, 1885.

NAMES.	AGE.	DESCRIPTION OF PERSONS.					OCCUPATION.	LAND.		LIVE STOCK.						AGRICULTURAL PRODUCTS.				MISCELLANEOUS.
		Male.	Female.	Indian.	White.	Colored.		Acres under Cultivation.	No. of Horses.	No. of Mules.	No. of Cattle.	No. of Sheep.	No. of Goats.	No. of Hogs.	No. Bales of Cotton.	No. Bushels of Corn.	No. Bushels of Wheat.	No. Bushels of Oats.	OTHER INFORMATION.	
211 John Pickin	26	1		1			Farmer	12	2					50		200				
212 Peggy Pickin	40		1	1																
213 Isaac McLish	29	1		1			Farmer	6	3					20		75				
214 Ellen McLish	20		1	1																
215 Buddy McLish	4	1		1																
216 Serena McLish	2		1	1																
217 Henry Ward	12	1		1																
218 William Foster	19	1		1																
219 Harrison Nail	39	1		1					2					20						
220 Elize Nail	13		1	1																
221 Peter Nail	17	1		1																
222 Jesse Wall	30	1		1			Farmer	1/2						10		20				
223 Nancy Wall	20		1	1																
224 Johnson Wall	9	1		1																
225 Gibson Wall	7	1		1																
226 Jefferson Wall	3	1		1																
227 Jacob Wall	1	1		1																
228 Elizabeth Garvin	20		1	1																
229 Louis Garvin	4	1		1																
230 Fritetona Wall	60		1	1																
231 Isaac Wilkin	25	1		1			Farmer	1						7		150				
232 Liny Wilkin	35		1	1																
233 Gilbert Roke	9	1		1																
234 Amos William	28	1		1			Farmer	8	2	2				30		100				
235 Lucy William	30		1	1																
236 Sarah Albison	16		1	1																
237 John Kinney	60	1		1			Farmer	15								40			Orphan	
238 Nowa yake King	40		1	1																
239 Sampson King	19	1		1																
240 Billie Kinney	16		1	1																
TOTALS		18	12	30				42 1/2	9	2				137		585				



Census of *Gaines*

County,

Choctaw Nation, 1885.

NAMES.	DESCRIPTION OF PERSONS.						OCCUPATION.	LAND. Acres under Cultivation.	LIVE STOCK.					AGRICULTURAL PRODUCTS.			MISCELLANEOUS. OTHER INFORMATION	
	AGE.	Male.	Female.	Indian.	White.	Colored.			No. of Horses.	No. of Mules.	No. of Cattle.	No. of Sheep.	No. of Goats.	No. of Hogs.	No. Bales of Cotton.	No. Bushels of Corn.		No. Bushels of Wheat.
241 <i>Jens Kinney</i>	14	1		1														
242 <i>Isabel Kinney</i>	7		1	1														
243 <i>Jackson Kinney</i>	3	1		1														
244 <i>Kanall Chubbe</i>	40	1		1			Farmer	3	3	2		10		30				
245 <i>Sarah Kanall Chabe</i>	16		1	1														
246 <i>Hootimaijona</i>	50		1	1														
247 <i>Jonas William</i>	13	1		1			No. Special Occupa-											
248 <i>Cetny William</i>	9		1	1														
249 <i>Princy William</i>	7		1	1														
250 <i>Sally William</i>	3		1	1														
251 <i>Lizzie Nail</i>	13		1	1														
252 <i>Siphon Thompson</i>	30	1		1			Farmer	20	3	7		15		80				
253 <i>Ellen Thompson</i>	40		1	1														
254 <i>Phillip Thompson</i>	10	1		1														
255 <i>Liddy James</i>	7		1	1														
256 <i>Hoyute</i>	8		1	1					3	2		8						
257 <i>Daisy Self</i>	14		1	1														
258 <i>Frank Pope</i>	15	1		1														
259 <i>Wallen Jackson</i>	25	1		1			Farmer	3	2			3		10				
260 <i>Albert Jackson</i>	8	1		1														
261 <i>Silbert Anderson</i>	22	1		1			No Special occup.		2									
262 <i>Bill Anderson</i>	26	1		1			Farmer	6	35	15		12		80				
263 <i>Olga Anderson</i>	50		1	1					30	31	20	2	20					
264 <i>Andil Anderson</i>	40	1		1			Farmer	8	15	3		60		100				
265 <i>Elician Anderson</i>	31		1	1														
266 <i>Dave Anderson</i>	10	1		1														
267 <i>Lily Anderson</i>	6		1	1														
268 <i>Anna Anderson</i>	1 ^{mo}		1	1														
269 <i>Colias Colbat</i>	19	1		1					1									Home with A. Anderson
270 <i>Sury King</i>	20		1	1					6	5		20						
TOTALS		14	16	30				40	100	65	20	2	148		300			

Census of *James* County,

Choctaw Nation, 1885.

NAMES.	AGE.	DESCRIPTION OF PERSONS.					OCCUPATION.	LAND.		LIVE STOCK.					AGRICULTURAL PRODUCTS.			MISCELLANEOUS.	
		Male.	Female.	Indian.	White.	Colored.		Acres under Cultivation.	No. of Horses.	No. of Mules.	No. of Cattle.	No. of Sheep.	No. of Goats.	No. of Hogs.	No. Bales of Cotton.	No. Bushels of Corn.	No. Bushels of Wheat.	No. Bushels of Oats.	OTHER INFORMATION
271	<i>Ye cumuh Moore</i>	34	1		1				6	6			20						
272	<i>Selina Moore</i>	31		1	1														
273	<i>Allen Moore</i>	14	1		1														
274	<i>Willy Moore</i>	11	1		1														
275	<i>Pelina Moore</i>	8		1	1														
276	<i>William Blue</i>	48	1		1		<i>Farmer</i>	11	4	10			60		100				
277	<i>William Blue Jr.</i>	14	1		1														
278	<i>Edeline Blue</i>	9		1	1														
279	<i>George Blue</i>	6	1		1														
280	<i>Silas M^cFarlan</i>	26	1		1		<i>No Special Occu-</i>		24	18	11		12						
281	<i>Susan M^cFarlan</i>	40		1	1														
282	<i>Robert White</i>	7	1		1														
283	<i>Levicy Beams</i>	17		1	1														
284	<i>John Grayson</i>	49	1		1		<i>Farmer</i>	4	8	15	24		30		30				
285	<i>Emeline Grayson</i>	60		1	1														
286	<i>Cornelius James</i>	10	1		1														<i>orphan</i>
287	<i>Tobias Pope</i>	28	1		1		<i>Farmer</i>	7							60				
288	<i>Ivy Pope</i>	30		1	1														
289	<i>Accl Pope</i>	6	1		1														
290	<i>Albert Jefferson</i>	10	1		1														<i>orphan</i>
291	<i>Jesse Thomas</i>	13	1		1														
292	<i>Penny Thomas</i>	12		1	1														
293	<i>Packson James</i>	23	1		1		<i>Farmer</i>	8	2	6	10		40		100				
294	<i>Isabel James</i>	22		1	1														
295	<i>Wicy James</i>	4		1	1														
296	<i>Joshua James</i>	1	1		1														
297	<i>Accl Colbert</i>	22	1		1		<i>Farmer</i>	3	1				5						
298	<i>Suky Colbert</i>	40		1	1														
299	<i>Liles James</i>	17		1	1														
300	<i>Ben James</i>	16	1		1														
TOTALS		18	12	30				33	45	55	45		167		290				



Census of

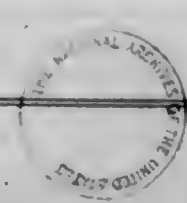
Gaines

County,

Choctaw Nation, 1885.


NAMES.	DESCRIPTION OF PERSONS.						OCCUPATION.	LAND.	LIVE STOCK.					AGRICULTURAL PRODUCTS.				MISCELLANEOUS.	
	AGE.	Male.	Female.	Indian.	White.	Colored.		Acres under Cultivation.	No. of Horses.	No. of Mules.	No. of Cattle.	No. of Sheep.	No. of Goats.	No. of Hogs.	No. Bales of Cotton.	No. Bushels of Corn.	No. Bushels of Wheat.	No. Bushels of Oats.	OTHER INFORMATION.
301	Micy James	20		1	1														
302	Dorcal James	9	1		1														
303	Mrs Hopkin take	60		1	1					30			30						
304	Grant Hampton	7	1		1														
305	Simon Wade	29	1		1		Farmer	25	20	2			30		100				
306	Amy Wade	32		1	1														
307	Ely Wade	6	1		1														
308	Wilson Grazier	11	1		1														
309	Eastman Wade	22	1		1														
310	Nicholas Purley	50	1		1				4				12						
311	Ely Purley	38		1	1														
312	Ben Purley	19	1		1														
313	Gabriel Purley	14	1		1														
314	Siion Purley	13		1	1														
315	Holly Purley	12		1	1														
316	Nancy Purley	10		1	1														
317	Willie Purley	8		1	1														
318	Meliny Purley	5		1	1														
319	Adam Thompson	30		1	1		Farmer	10	1	3	30		10		50				Chickasaw.
320	Pemelia Thompson	25		1	1														
321	Colbison Thompson	13	1		1														
322	Francis Thompson	9		1	1														
323	Winy Thompson	7		1	1														
324	Sally Thompson	5		1	1														
325	Solomon Thompson	4	1		1														
326	Katy Thompson	mo		1	1														
327	James Kinney	25	1		1		No Special Occ.						35						
328	Eliza Kinney	21		1	1														
329	John Kinney	1	1		1														
330	Sally Jackson	35		1	1														
TOTALS			13	17	30			35	31	2	33	30	117		150				

NAMES	DESCRIPTION OF PERSONS						OCCUPATION	LAND	LIVE STOCK						AGRICULTURAL PRODUCTS				MISCELLANEOUS
	AGE	Male	Female	Indian	White	Colored		Acres under Cultivation	No. of Horses	No. of Mules	No. of Cattle	No. of Sheep	No. of Goats	No. of Hogs	No. Bales of Cotton	No. Bushels of Corn	No. Bushels of Wheat	No. Bushels of Oats	OTHER INFORMATION
331	<i>Silly Jackson</i>	12		1	1														
332	<i>Nancy Jackson</i>	10		1	1														
333	<i>Sophie Jackson</i>	22		1	1														
334	<i>Isham Webster</i>	38	1		1		<i>Farmer</i>	6	8	11			30		100				
335	<i>Louisa Webster</i>	38		1	1														
336	<i>Easter Brazier</i>	16		1	1														
337	<i>Sing Jefferson</i>	15		1	1														
338	<i>Stiel Anderson</i>	33	1		1		<i>Farmer</i>	1	1	2			2						
339	<i>Rhod Anderson</i>	20		1	1														
340	<i>Alice Anderson</i>	1		1	1														
341	<i>John P. Carner</i>	28	1		1		<i>Farmer</i>	12	8	20			70		60				<i>Citizen by intermarriage</i>
342	<i>Fanny Carner</i>	23		1	1														
343	<i>Eddie Carner</i>	2	1		1														
344	<i>Daniel Carner</i>	1 ^{mo}	1		1														
345	<i>William A. Cope</i>	27	1		1		<i>Farmer</i>	11	12	20			15		50				<i>Citizen by intermarriage</i>
346	<i>Gillis Cope</i>	30		1	1														
347	<i>Sweeney Hampton</i>	30	1		1				7	2	20		40						
348	<i>Winnie Hampton</i>	28		1	1														
349	<i>John Hampton</i>	10 ^{mo}	1		1														
350	<i>Simon James</i>	36	1		1														
351	<i>Florence James</i>	16		1	1														
352	<i>John D. Denton</i>	36	1		1		<i>Farmer</i>	30	10	30			300						
353	<i>Margrette L. Denton</i>	26		1	1														
354	<i>Mattie E. Denton</i>	10		1	1														
355	<i>Nancy Isabel Denton</i>	5		1	1														
356	<i>Janus Denton</i>	3	1		1														
357	<i>Scott Utah</i>	30	1		1		<i>Farmer</i>	15	10	15			20		40				
358	<i>Sally Utah</i>	28		1	1														
359	<i>Alex Thompson</i>	9	1		1														
360	<i>Levy Utah</i>	4	1		1														
TOTALS.			14	16	26	4		25	56	2	118		477		250				




H. Rice & Sons, Printers and Binders, Fort Scott, Kansas

NAMES.	DESCRIPTION OF PERSONS.						OCCUPATION.	LAND.	LIVE STOCK.						AGRICULTURAL PRODUCTS.				MISCELLANEOUS.
	AGE.	Male.	Female.	Indian.	White.	Colored.		Acres under Cultivation.	No. of Horses.	No. of Mules.	No. of Cattle.	No. of Sheep.	No. of Goats.	No. of Hogs.	No. Bales of Cotton.	No. Bushels of Corn.	No. Bushels of Wheat.	No. Bushels of Oats.	OTHER INFORMATION
361. Edy Ulah	mo 1	1		1															
362 Sarah Ulah	mo 1		1	1															
363 Ebaionabe	55	1		1			Farmer	15	4	25			100		200				
364 Sheat Nelson	25	1		1			No special Occu-												
365 Lizzie Nelson	3		1	1															
366 Isham Louis	38	1		1			Farmer	25	14	3	75	36	2	10		260		Chickasaw	
367 Emeline Louis	27		1	1															
368 Overton Louis	11	1		1															
369 Cornelia J. Louis	9		1	1															
370 Henderson Louis	7	1		1															
371 Emma Louis	6		1	1															
372 Wm Franklin Louis	mo 4	1		1															
373 Sarah Loring	39		1	1															
374 Lucy Loring	1		1	1															
375 Dave Thomas	25	1		1					2	6			50						
376 Dickson Nelson	35	1		1			Farmer	7	1	4	2		45		30				
377 Marian Nelson	40		1	1															
378 Jesse Anderson	15	1		1															
379 Lewin Murphy	23	1		1			Farmer	3					4		30				
380 Bessie Murphy	20		1	1															
381 Charles Murphy	7	1		1															
382 Kateon Murphy	1	1		1															
383 Susan McGilberry	12		1	1															
384 Frank James	8	1		1															
385 Lissy James	7		1	1															
386 John R. James	30	1		1															
387 Jane James	19		1	1				20	2										
388 Frank Taylor	31	1		1			Farmer	30	10	12			75		100				
389 Susan Taylor	27		1	1															
390 Emeline Taylor	1		1	1															
TOTALS		16	14	30				100	33	3	122	38	2	344		560			



J. H. Rice & Sons, Printers and Binders, Fort Scott, Kansas

NAMES.	AGE.	DESCRIPTION OF PERSONS.					OCCUPATION.	LAND.	LIVE STOCK.					AGRICULTURAL PRODUCTS.				MISCELLANEOUS.	
		Male.	Female.	Indian.	White.	Colored.		Acres under Cultivation.	No. of Horses.	No. of Mules.	No. of Cattle.	No. of Sheep.	No. of Goats.	No. of Hogs.	No. Bales of Cotton.	No. Bushels of Corn.	No. Bushels of Wheat.	No. Bushels of Oats.	OTHER INFORMATION
391 Albert Pusley	37	1		1			Farmer	3	3				30		5				
392 Francis Pusley	7		1	1															
393 Jane Pusley	4		1	1															
394 Joe Ott	25	1		1			Special Occupa-	5											
395 James Taylor	34	1		1			Farmer	20	8	20			110		80				
396 Louisa Taylor	42		1	1															
397 Douglas Ott	14		1	1															
398 Emeziak Frazier	10	1		1															
399 Absalom Taylor	7	1		1															
400 Julius Taylor	1	1		1															
401 Calvin Pusley	49	1		1			Farmer	12	9	2	30		20		50				
402 Nancy Pusley	30		1	1															
403 Adam Pusley	19	1		1															
404 Silas Pusley	12	1		1															
405 Edward Pusley	10	1		1															
406 Simon Pusley	6	1		1															
407 Joshua Pusley	4	1		1															
408 Leanos Pusley	1	1	1	1															
409 Emma Pusley	14		1	1															
410 Thomas Taylor	36	1		1			Farmer	3	4		1		50		25				
411 Lemuel Taylor	38		1	1															
412 Wilburn Taylor	14	1		1															
413 Walton Taylor	7	1		1															
414 Joseph Taylor	4	1		1															
415 Nancy Daxton	16		1	1															
416 Jency Adam	1		1	1															
417 Mike Hicks	38	1		1			Farmer	10	2	2	2		5		10				
418 Phebe Hicks	33		1	1															
419 Sillis Willis	15		1	1															
420 Willis Hawkin	1	1	1	1															
TOTALS		17	18	30				83	26	2	52		145		130				



15 Census of *Gaines* County,


Choctaw Nation, 1885.

NAMES.	AGE.	DESCRIPTION OF PERSONS.					OCCUPATION.	LAND.		LIVE STOCK.						AGRICULTURAL PRODUCTS.				MISCELLANEOUS.
		Male.	Female.	Indian.	White.	Colored.		Acres under Cultivation.	No. of Horses.	No. of Mules.	No. of Cattle.	No. of Sheep.	No. of Goats.	No. of Hogs.	No. Bales of Cotton.	No. Bushels of Corn.	No. Bushels of Wheat.	No. Bushels of Oats.	OTHER INFORMATION	
421 Simon Taylor	25	1		1			Farmer	3	3	1			50	6						
422 Elizabeth Taylor	20		1	1																
423 Solomon Taylor	3	1		1																
424 Aaron Taylor	1	1		1																
425 Cahonabe	20	1		1			Farmer	10	32	50		50	25							
426 Batty Taylor	30		1	1				10	32	50		50	25							
427 Charly Taylor	15	1		1																
428 Wilkin Taylor	12	1		1																
429 Lucy Taylor	7		1	1																
430 Bruney Taylor	4		1	1																
431 Sally Taylor	28		1	1																
432 Edmund Hawlin	36	1		1			Farmer	3	3	1		14								
433 Susan Hawlin	20		1	1																
434 Login Hawlin	14	1		1																
435 Jimpson Hawlin	10	1		1																
436 Amy Hawlin	4		1	1																
437 Grayham Harvy	24	1		1			Farmer	1	3	3	3	3								
438 Ellen Harvy	26		1	1																
439 Willy Harvy	2	1		1																
440 Jonas Harvy	5	1		1																
441 Urupson Lettobe	39	1		1			Farmer	6	5	8	28	5								
442 Ishtemalake Lettobe	30		1	1																
443 Jimay Willis	30		1	1																
444 Sebon Willis	7	1		1																
445 Thompson Collin	30	1		1			Farmer	5	2	2		2	50							
446 Minny Collin	25		1	1																
447 George Brown	23	1		1					3	6		25								
448 Sally Collin	19		1	1			Farmer	20	6	1	10	10	5							
449 Lily Collin	20		1	1					1	2										
450 Dickson Willis	4	1		1																
TOTALS		12	13	30				52	65	1	95	41	154	181						



J. H. Rice & Sons, Printers and Binders, Fort Smith, Kansas.


NAMES.	AGE.	DESCRIPTION OF PERSONS.					OCCUPATION.	LAND.	LIVE STOCK.					AGRICULTURAL PRODUCTS.				MISCELLANEOUS.	
		Male.	Female.	Indian.	White.	Colored.		Acres under Cultivation.	No. of Horses.	No. of Mules.	No. of Cattle.	No. of Sheep.	No. of Goats.	No. of Hogs.	No. Bales of Cotton.	No. Bushels of Corn.	No. Bushels of Wheat.	No. Bushels of Oats.	OTHER INFORMATION.
451	Desiah Collin	17	1		1														
452	Phelin Collin	15	1		1														
453	Amy Collin	12		1	1														
454	Simpson Collin	9	1		1														
455	Barnes Collin	6	1		1														
456	Phillip Paxton	21	1		1		No Special Occu-												
457	Susan Paxton	10		1	1														
458	Eastman Loman	26	1		1					2		15							Chickasaw
459	Sally Loman	19		1	1														
460	Kissy Loman	1		1	1														
461	Barn Seely	30	1		1		Farmer	6	3	30		30		160					Chickasaw
462	Susie Seely	30		1	1														
463	James Seely	9	1		1														
464	Sillie Seely	7		1	1														
465	Loman Seely	5	1		1														
466	Loma	56	1		1		Farmer	8	2			20		100					Chickasaw
467	Mary Loman	56		1	1														
468	Charley Louis	9	1		1														
469	James Brown	30	1		1		Farmer	20	16	1	30		25						
470	Agnis Brown	34		1	1														
471	Mellan Brown	7	1		1														
472	George Brown	6	1		1														
473	Brunette Brown	7		1	1														
474	Milinda Wright	14		1	1														
475	Sarah Wright	12		1	1														
476	Levi Seely	60	1		1														Chickasaw
477	Mary Jones	8		1	1														
478	Phillip Carney	5	1		1														
479	Newton Brown	30	1		1		Farmer	8	10	4		50		50					
480	Lizzie Brown	25		1	1														
TOTALS		17	13	30				42	31	1	66		140	310					



17 Census of *Gaines* County,

Choctaw Nation, 1885

NAMES.	AGE.	DESCRIPTION OF PERSONS.					OCCUPATION.	LAND.	LIVE STOCK.					AGRICULTURAL PRODUCTS.				MISCELLANEOUS.	
		Male.	Female.	Indian.	White.	Colored.		Acres under Cultivation.	No. of Horses.	No. of Mules.	No. of Cattle.	No. of Sheep.	No. of Goats.	No. of Hogs.	No. Bales of Cotton.	No. Bushels of Corn.	No. Bushels of Wheat.	No. Bushels of Oats.	OTHER INFORMATION
481 Gibson Brown	6	1		1															
482 Abel Brown	1	1		1															
483 Amziyah McElish	30	1		1		Farmer	1	3				4		40					
484 Etlin McElish	37		1	1															
485 Sander McElish	7	1		1															
486 Reason McElish	5	1		1															
487 Moses Willis	27	1		1		Farmer	6	3				5		30					
488 Francis Willis	20		1	1															
489 Bisk King	30		1	1															
490 Charleston	30	1		1				4				10							
491 Sarah Charleston	20		1	1															
492 Sam Charleston	12	1		1															
493 Lily Charleston	7		1	1															
494 Louisiana Charleston	6		1	1															
495 Mimmy Charleston	1		1	1															
496 Aaron William	39	1		1		Farmer	3	2	2										
497 Ason William	20		1	1															
498 Manda William	4		1	1															
499 Betsy William	49		1	1		Farmer	2	6	8										
500 Jackson Hicks	22	1		1		No. Special occu		1											
501 Thompson Cass	38	1		1		Farmer	5							10					
502 Gizzie Cass	30		1	1															
503 Wanton Pain	28	1		1		Farmer	8	2				3		30					
504 Martha Pain	25		1	1															
505 Jinsy Pain	14		1	1															
506 Impson Pain	12	1		1															
507 Molly Austin	60		1	1		Farmer	100	9	2	100		30		1000					
508 Isham Christy	25	1		1			10	2	3			20		20					
509 Mattie Webster	16		1	1				2	30										Farmer
510 Harriette Austin	7		1	1				2	30			20							"
TOTALS		14	16	30				135	36	2	173		92	1030					



NAMES.	AGE.	DESCRIPTION OF PERSONS.					OCCUPATION.	LAND.	LIVE STOCK.						AGRICULTURAL PRODUCTS.			MISCELLANEOUS.	
		Male.	Female.	Indian.	White.	Colored.		Acres under Cultivation.	No. of Horses.	No. of Mules.	No. of Cattle.	No. of Sheep.	No. of Goats.	No. of Hogs.	No. Bales of Cotton.	No. Bushels of Corn.	No. Bushels of Wheat.	No. Bushels of Oats.	OTHER INFORMATION
511 John Paxton	50	1		1				12	1						50				
512 Alchoma Paxton	55		1	1															
513 Phillis Paxton	23	1		1															
514 Joseph Paxton	15	1		1															
515 Ely Paxton	12	1		1															
516 John Jones	34	1		1															
517 Lottie Jones	33		1	1															
518 Nancy Jones	14		1	1															
519 Isabel Jones	6		1	1															
520 Ben Jones	5	1		1															
521 Henry Jones	3	1		1															
522 Wicy Willis	11		1	1															
523 Sarah Cooper	47		1	1					2				40						
524 Douglas Cooper	19	1		1															
525 Andrew J Cooper	17	1		1															Home with Mrs. S. Cook
526 Hattie Cooper	15		1	1															
527 Joseph Cooper	13	1		1															
528 Charley Cooper	10	1		1															
529 George W. Riddle	42	1		1		Farmer	100	16	4	400	3	200		525					
530 Elverine Riddle	31		1	1															
531 Andrew J. Riddle	15	1		1															
532 Virginia C. Riddle	16		1	1															
533 Susan F. Riddle	13		1	1															
534 George E. Riddle	7	1		1															
535 Richard R. Riddle	6	1		1															
536 John W. Riddle	2	1		1															
537 Edmund N. Riddle	8	1		1															
538 Simon Abitika	30	1		1		Farmer	12	2	1		1								Chickasaw
539 Lucinda Abitika	45		1	1															
540 Eddie Abitika	8	1		1															
TOTALS		19	11	29	1		124	29	11	401	3	291		575					




19 Census of *James* County,

Choctaw Nation, 1885

H. Rice & Sons, Printers and Binders, Fort Scott, Kansas.

NAMES.	AGE.	DESCRIPTION OF PERSONS.					OCCUPATION.	LAND.		LIVE STOCK.					AGRICULTURAL PRODUCTS.				MISCELLANEOUS.
		Male.	Female.	Indian.	White.	Colored.		Acres under Cultivation.	No. of Horses.	No. of Mules.	No. of Cattle.	No. of Sheep.	No. of Goats.	No. of Hogs.	No. Bales of Cotton.	No. Bushels of Corn.	No. Bushels of Wheat.	No. Bushels of Oats.	OTHER INFORMATION
541 Edmund Abete ka	12	1		1															
542 Willy Abete ka	7	1		1															
543 William Carney	30	1		1		Farmer	9	7	4			30		90					
544 Eliza Carney	40		1	1															
545 Simon Hancock	16	1		1															
546 Lucinda Hancock	13		1	1															
547 Nancy Hancock	9		1	1															
548 Israel Hancock	7	1		1															
549 Sisy Hancock	4		1	1															
550 Joseph James	30	1		1		Farmer	14	3	60			30		90					
551 Phebe James	19		1	1															
552 Collie James	7	1		1															
553 Charles Wright	50	1		1		Farmer	10	3				6		50					
554 Jarnahoye Wright	30		1	1															
555 Harry Wright	16	1		1															
556 Albert Choate	23	1		1		Farmer		3	2										
557 Lily Choate	20		1	1															
558 Johnson Parker	39	1		1		Farmer	20	2	5			30		200					
559 Susan Parker	37		1	1															
560 Francis Barker	9		1	1															
561 Kaniotabe	60	1		1		Farmer	40	4	2	500	4	30		500					orphan
562 Delile Kaneyutabe	65		1	1				2	6			5							
563 Morris Wall	26	1		1		Farmer	1							50					
564 Cornelius Washington	55	1		1		"	4 1/2	4	5	8		10		50					
565 Malissi Washington	35		1	1															
566 Sisy Washington	8		1	1															
567 Forbis Hampton	40	1		1		Farmer	15	10	2	50	60	20		30					
568 Jimmy Hampton	35		1	1															
569 George Hampton	10	1		1															
570 Sisy Hampton	6		1	1															
TOTALS		16	14	30				113 1/2	38	6	630	68	4	161	1060				



DESCRIPTION OF PERSONS.							LAND.	LIVE STOCK.					AGRICULTURAL PRODUCTS.				MISCELLANEOUS.			
NAMES.	AGE.	Male.	Female.	Indian.	White.	Colored.	OCCUPATION.	Acres under Cultivation.	No. of Horses.	No. of Mules.	No. of Cattle.	No. of Sheep.	No. of Goats.	No. of Hogs.	No. Bales of Cotton.	No. Bushels of Corn.	No. Bushels of Wheat.	No. Bushels of Oats.	OTHER INFORMATION.	
571	Wiston Hampton	5	1	1																
572	Nelly Hampton	1	1	1																
573	Pickman Nail	30	1	1			No Special Oc- Farmer	1						30						
574	Simpson Harrison	25	1	1				5			15			15		40				
575	Narcis Harrison	30	1	1																
576	Robert Harrison	7	1	1																
577	Login Harrison	5	1	1																
578	George McElish	60	1	1					3					50						
579	Jackson Colbert	30	1	1			Farmer	8	3		2	15		10		50				
580	Mrs Colbert	35	1	1																
581	Sam Colbert	14	1	1																
582	Landis King	20	1	1										14						
583	Betsy Oblison	17	1	1																
584	Robert Tetawa	34	1	1			Farmer	6	3					20						Part brick.
585	Lizzie Tetawa	25	1	1																
586	Jompson Jones	50	1	1			Farmer	150	4		6			100		100				
587	Frank Jones	13	1	1																
588	Austin Lefton	30	1			1														
589	Lucy Lefton	20	1	1							1			30						
590	Sam Jones	25	1	1																
591	Betsy Jones	20	1	1																
592	Babe Jones	1	1	1																
593	Robert Jones	4	1	1																
594	Abner Pusley	38	1	1			Farmer	40	9	2	50	35		60		100				
595	Emily Pusley	30	1	1																
596	Wiles Milkin	5	1	1																
597	Jonas Durant	30	1	1			Farmer	20	15		50			50		60				
598	Nelly Durant	22	1	1																
599	Abel Wesley	30	1	1			Farmer	6	8	1	7			12		50				Chickasaw
600	Pauly Wesley	22	1	1																
TOTALS		20	10	29		1		236	45	3	131	50		421		430				



21 Census of *Garnis* County,

Choctaw Nation, 1885

NAMES	AGE	DESCRIPTION OF PERSONS					OCCUPATION	LAND	LIVE STOCK					AGRICULTURAL PRODUCTS				MISCELLANEOUS	
		Male	Female	Indian	White	Colored		Acres under Cultivation	No. of Horses	No. of Mules	No. of Cattle	No. of Sheep	No. of Goats	No. of Hogs	No. Bales of Cotton	No. Bushels of Corn	No. Bushels of Wheat	No. Bushels of Oats	OTHER INFORMATION
601 Lussiana Wesley	2		1	1															
602 Elijah Wesley	8	1		1															
603 Sarah Paxton	40		1	1															
604 Gabriel Paxton	7 ^{mo}	1		1															
605 Thomas Jefferson	30	1		1			Farmer	1	3				6		30				
606 Sarah Jefferson	35		1	1															
607 Liny Jefferson	4		1	1															
608 Wicy Jefferson	3		1	1															
609 Manda Hotabe	55		1	1			Farmer	24	20	2	20	3	40		50				
610 Amos Bond	11	1		1															
611 Mulsy James	21		1	1			Farmer	12	2				30						
612 Mahy James	41		1	1															
613 Jacob James	1	1		1															
614 Davison Harvey	23	1		1			Farmer	4	2	1	5		55		50				
615 Sally Harvey	17		1	1															
616 Agnis Harvey	1 ^{mo}		1	1															
617 Louisa Griffith	20		1	1			Farmer	45	2		24		50		400		50		
618 Wilson Massie	30	1		1			"	20	6	2	20		50						
619 Martha Massie	30		1	1															
620 Sophie Massie	13		1	1															
621 Josephine Massie	12		1	1															
622 Tabathy Marie	5		1	1															
623 Oliver Massie	4	1		1															
624 Babe Massie	2 ^{mo}		1	1															
625 Cooper Nelson	16	1		1															
626 Richard R. Jennings	31	1		1			Farmer	20	11		100		50	6					
627 Lizzie Jennings	23		1	1															
628 James E. Jennings	7	1		1															
629 Richard Jennings Jr.	5	1		1															
630 Nathaniel Jennings	3	1		1															
TOTALS			13	16	29			126	46	5	169	3	281	6	530		50		



DESCRIPTION OF PERSONS.							LAND.	LIVE STOCK.					AGRICULTURAL PRODUCTS.				MISCELLANEOUS.		
NAMES.	AGE.	Male.	Female.	Indian.	White.	Colored.	OCCUPATION.	Acres under Cultivation.	No. of Horses.	No. of Mules.	No. of Cattle.	No. of Sheep.	No. of Goats.	No. of Hogs.	No. Bales of Cotton.	No. Bushels of Corn.	No. Bushels of Wheat.	No. Bushels of Oats.	OTHER INFORMATION
631 Robert Kanorway	25	1		1			Farmer	30	10	1	6			5	1 1/2	20			crack
632 Mary Kanorway	28		1	1															
633 Jemmy Kanorway	8		1	1															
634 Souba Kanorway	6		1	1															
635 Amy Kanorway	1		1	1															
636 Alex	24	1					Farmer	5	4	1	3			3		65			
637 Shoki chi chi	24		1	1															
638 Jimmy Alex	11		1	1															
639 Sally Alex	7		1	1															
640 Holubbee	40	1			1		Farmer	5	6		8			10	1	40			
641 Stebe	12	1			1														
642 Jimmy	10	1			1														
643 William	4	1			1														
644 John Jenkins	28	1				1			2					30					citizen by marriage.
645 Manda Jenkins	17		1	1															
646 Albert Jenkins	18	1			1														
647 Allie Munn	16		1	1															
648 Lucy Munn	13		1	1															
649 B. F. Standley	48	1			1		Farmer	70	3	1	8			25	5	500			
650 Silvy Standley	35		1			1													
651 Hampton Standley	13	1			1														
652 Albert Standley	11	1			1														
653 Ida Standley	9		1	1															
654 Jacob Standley	15	1			1														
655 James Standley	6	1			1														
656 Ada Standley	3		1	1															
657 Ephraim Standley	3	1			1														
658 Hugh Cowen	35	1			1		Farmer	4	1		1			9	1 1/2				
659 Rose Cowen	30		1	1															
660 Tommy Cowen	10	1			1														
TOTALS		16	14	28	1	1		114	26	3	21			82	10	670			




Census of *Gaines* County,

Choctaw Nation, 1885

NAMES.	AGE.	DESCRIPTION OF PERSONS.					OCCUPATION.	LAND.		LIVE STOCK.					AGRICULTURAL PRODUCTS.				MISCELLANEOUS.
		Male.	Female.	Indian.	White.	Colored.		Acres under Cultivation.	No. of Horses.	No. of Mules.	No. of Cattle.	No. of Sheep.	No. of Goats.	No. of Hogs.	No. Bales of Cotton.	No. Bushels of Corn.	No. Bushels of Wheat.	No. Bushels of Oats.	OTHER INFORMATION.
661 Susan Cowen	7	1	1																
662 Vernelia Cowen	3	1	1																
663 Austin Cowen	1	1	1																
664 John O Daniel	28	1	1			Farmer	3	1				3		25					
665 Thomas Davis	12	1	1																
666 Isual Folsom	10	1	1																
667 Natemah	75	1	1																
668 Sally Daniel	25	1	1																
669 Willis Hardeman	28	1			1														
670 Melinda Hardeman	15	1	1																Crack
671 Hannah Fely	20	1	1			Farmer	10	20	2	30		20	1 1/2	80		8			"
672 Wm Synoga	22	1	1			Farmer	15	15		10		30							"
673 Sally Fely	5	1	1																"
674 Kirby Synoga	9	1	1																"
675 Simon Synoga	7	1	1																"
676 Kanorway	45	1	1			Farmer	16	8		6		1	1 1/2	100					"
677 Leah Kanorway	25	1	1																"
678 Albert Kanorway	3	1	1																"
679 Louina Kanorway	5	1	1																"
680 Robert Grayson	32	1	1					11		50		30							"
681 Lucy Grayson	24	1	1																"
682 Johnson Grayson	7	1	1																"
683 Moriah Grayson	5	1	1																"
684 Johnson Kanorway	21	1	1						3	25									"
685 Anna Kanorway	17	1	1																"
686 Simon Nelson	40	1	1			Farmer	10	10	2	25		50		150					"
687 Rebecca Nelson	33	1	1																"
688 Jackson Nelson	16	1	1																"
689 George Nelson	15	1	1																"
690 Simon Nelson	9	1	1																"
TOTALS		15	15	29	1	1		54	58	7	171	25	134	2 3/4	355	8			

		DESCRIPTION OF PERSONS.								LAND.						LIVE STOCK.						AGRICULTURAL PRODUCTS.						MISCELLANEOUS.	
NAMES.	AGE.	Male.	Female.	Indian.	White.	Colored.	OCCUPATION.		Acres under Cultivation.	No. of Horses.	No. of Mules.	No. of Cattle.	No. of Sheep.	No. of Goats.	No. of Hogs.	No. Bales of Cotton.	No. Bushels of Corn.	No. Bushels of Wheat.	No. Bushels of Oats.	OTHER INFORMATION									
																				691	Sedalia Pitelkyne	7	1	1					
692	Emma Pitelkyne	6	1	1																									
693	Louisa Pitelkyne	3	1	1																									
694	John Wilson	3	1	1																									
695	Mackey Kelly	40	1	1			Farmer	170	15	2	400				30	16	500				Part creek								
696	John Mackey Kelly	10	1	1																									
697	Ada Mackey Kelly	15	1	1																									
698	John Green	35	1		1		Farmer	8	11		36			7		16					Alien by marriage								
699	Elizabeth Green	38	1	1																									
700	Betty Johnson	10	1	1																									
701	Lena Johnson	6	1	1																									
702	Henry Green	2	1	1																									
		<p>The foregoing names of Gaines County were taken by the Census Commission and had it filed in my office</p>						<p>were taken by the Simon W. Hampton of the 1st Judicial District Choctaw Nation. 21st Sept A.D. 1885, J. Thompson McKeeney National Secretary, Choctaw Nation</p>						<p>I do hereby certify that the census of Gaines County Choctaw Nation are true and correct. In witness hereof I affixed the seal of the Choctaw Nation This 27th day of July 1886, Thompson McKeeney National Secretary Choctaw Nation</p>															
TOTALS		5	7	11	1			178	26	2	436			57	16	516													



Census of ⁴ *Subucany* County,

Choctaw Nation, 1885

		DESCRIPTION OF PERSONS.						LAND, LIVE STOCK, AGRICULTURAL PRODUCTS, MISCELLANEOUS.											
NAMES.	AGE.	Male.	Female.	Indian.	White.	Colored.	OCCUPATION.	Acres under Cultivation.	No. of Horses.	No. of Mules.	No. of Cattle.	No. of Sheep.	No. of Goats.	No. of Hogs.	No. Bales of Cotton.	No. Bushels of Corn.	No. Bushels of Wheat.	No. Bushels of Oats.	MISCELLANEOUS.
																			OTHER INFORMATION
1 Edmund Krebs	34	1		1			Farmer	125	13	2	60	91			40	600	600	75	
2 Teresa Krebs	40		1	1															
3 Lillian Krebs	30		1	1															
4 Joe Krebs	19	1		1															
5 Lashy Krebs	16		1	1															
6 Elizabeth Krebs	18		1	1															
7 Lora Krebs	4		1	1															
8 James Krebs	23	1		1															
9 Viola Krebs	16		1	1															
10 Hugh D. Low	25	1			1		Farmer	13	2		1	25				200			citizen by marriage
11 Melvina Low	18		1	1															
12 Lurena Low	1		1	1															
13 Joe Beville	28	1		1															
14 Alice Beville	27		1	1															citizen by marriage
15 James Beville	7	1		1															
16 Gora Beville	5		1	1															
17 Sudy Beville	¹¹⁰ 4		1	1															
18 William Brown	39	1		1															
19 Allie Brown	25		1	1															
20 Sualy Brown	13		1	1															
21 Frank Folsom	16	1		1															
22 Abel Smith	34	1		1				1						30					
23 Patey Smith	22		1	1															
24 John Smith	9	1		1															
25 Jim Folsom	6	1		1															
26 Wesley Smith	4	1		1															
27 Jackson Smith	2	1		1															
28 Joe Gardner	31	1		1			Farmer	40	22		40		82		500		50		
29 Sally Gardner	24		1	1															
30 Francis Gardner	6		1	1															
TOTALS		14	16	27	3			178	48	2	101	25	152		1300		125		

Census of

Yubuckey County,

Choctaw Nation, 1885

		DESCRIPTION OF PERSONS.								LIVE STOCK.						AGRICULTURAL PRODUCTS.				MISCELLANEOUS.	
NAMES.	AGE.	Male.	Female.	Indian.	White.	Colored.	OCCUPATION.	LAND.	Acres under Cultivation.	No. of Horses.	No. of Mules.	No. of Cattle.	No. of Sheep.	No. of Goats.	No. of Hogs.	No. Bales of Cotton.	No. Bushels of Corn.	No. Bushels of Wheat.	No. Bushels of Oats.	OTHER INFORMATION	
31 <i>Kampelobe</i>	33	1		1			<i>Farmer</i>	10	3			40			80		10				
32 <i>Lucy Kampelobe</i>	37		1	1																	
33 <i>Susan Kampelobe</i>	16		1	1																	
34 <i>Martin Kampelobe</i>	6	1		1																	
35 <i>Lily Marthully</i>	70		1	1				12	3						10		50				
36 <i>Elsie Johnotobe</i>	18		1	1					3												
37 <i>Hotana</i>	60		1	1				4	3						8		70				
38 <i>Simmon. Ebayonotobe</i>	8	1		1																	
39 <i>Nancy Jackson</i>	6		1	1																	
40 <i>Wicy Folsom</i>	17		1	1																	
41 <i>Christena Bonapart</i>	¹¹⁰ 7		1	1																	
42 <i>Colbert Moore</i>	30	1		1			<i>Farmer</i>	25	12			20	21	7	100		250				
43 <i>Sally Moore</i>	35		1	1																	
44 <i>Douglass Folsom</i>	7	1		1																	<i>Orphan</i>
45 <i>Silas Folsom</i>	12	1		1											10						
46 <i>Ellen</i>	12		1	1						3		2									
47 <i>Columbus Kampelobe</i>	24	1		1			<i>Farmer</i>	10	2						20						
48 <i>Levina Kampelobe</i>	21		1	1																	
49 <i>Jacob Kampelobe</i>	¹¹⁰ 2	1		1																	
50 <i>Ger Pusley</i>	33	1		1			<i>Farmer</i>	35	3			30			60		450				
51 <i>Jimie Pusley</i>	19		1	1	1																
52 <i>W. alister Pusley</i>	5	1		1																	
53 <i>Rhoda Folsom</i>	9		1	1																	<i>Orphan</i>
54 <i>Wm Johnson</i>	33	1		1					5		100										
55 <i>Lucretia Johnson</i>	21		1	1																	
56 <i>Mary Johnson</i>	9		1	1																	
57 <i>Geo. Washington</i>	¹¹⁰ 7	1		1																	
58 <i>Wicy Smith</i>	17		1	1					10												
59 <i>Battist Bonapart</i>	30	1		1			<i>Farmer</i>	10	5			6	8	6	40						
60 <i>Sing Bonapart</i>																					
TOTALS		13	16	28	1			106	52			198	29	13	328		730				

J. H. Rice & Sons, Printers and Binders, Fort Scott, Kansas

NAMES.	AGE.	DESCRIPTION OF PERSONS.					OCCUPATION.	LAND.	LIVE STOCK.					AGRICULTURAL PRODUCTS.				MISCELLANEOUS.	
		Male.	Female.	Indian.	White.	Colored.		Acres under Cultivation.	No. of Horses.	No. of Mules.	No. of Cattle.	No. of Sheep.	No. of Goats.	No. of Hogs.	No. Bales of Cotton.	No. Bushels of Corn.	No. Bushels of Wheat.	No. Bushels of Oats.	OTHER INFORMATION.
61 Serena Bonapart	6		1	1															
62 Frank Johnson	32	1		1			Farmer	15	4	23		60		120					
63 Jane Johnson	21		1	1			La												
64 Albison Johnson	6	1	X	1															
65 Delly E. Johnson	17		1	1															
66 Edmund Johnson	6	1		1															
67 Jack William	20	1		1															
68 Tobias Tamba	25	1		1															
69 Rhoda Tamba	33		1	1					1	5		10							
70 Richard Tamba	5	1		1															
71 Simeon Tamba	5	1		1															
72 James Talipos	30	1		1					1			2							
73 Ellen Talipos	25		1	1															
74 Kacha	30	1		1				1	5	8		10							
75 Selina Kacha	16		1	1															
76 Ellen	6		1	1															
77 Wm Green Langford	32	1		X	1		Farmer	8	6	4		15		100					citizen by marriage
78 Lucian Langford	32		1	1															
79 Wm J. Low	34	1		X	1		Farmer	25	2			40		80					citizen by marriage
80 Eliza Low	46		1	1															
81 Clayborn Low	31	1		1			Farmer	10		2	1	27		60					citizen by marriage
82 Edeline Low	20		1	1															
83 Dave Chratz	18	1		1															
84 Ashomme	35	1		1					3	17		15							Chickasaw
85 Jincy Ashomme	40		1	1															
86 Mattie Ashomme	18		1	1															
87 Jacob Ashomme	9	1		1															
88 Babe Ashomme	6		1	1															
89 Bond Ashomme	7	1		1															
90 Judas Durant	20	1		1															
TOTALS		18	12	27	3			59	22	2	58	189		260					

4

Census of *Subversy* County,

Choctaw Nation, 1885.

NAMES.	AGE.	DESCRIPTION OF PERSONS.					OCCUPATION.	LAND.		LIVE STOCK.					AGRICULTURAL PRODUCTS.			MISCELLANEOUS.	
		Male.	Female.	Indian.	White.	Colored.		Acres under Cultivation.	No. of Horses.	No. of Mules.	No. of Cattle.	No. of Sheep.	No. of Goats.	No. of Hogs.	No. Bales of Cotton.	No. Bushels of Corn.	No. Bushels of Wheat.	No. Bushels of Oats.	OTHER INFORMATION.
91 Aaron Apela	30	1		1			Farmer	10	8	10			10		100				Choctaw
92 Silvy Apela	30		1																
93 Levy Apela	15	1																	
94 James Apela	10	1																	
95 Gilbert Apela	7	1																	
96 Ben Olbison	26	1							1										
97 Peter Dinny	25	1							1	8									
98 Peggy Dinny	27		1																
99 Penny Wade	12	1																	
100 Louisa Wade	7		1																
101 Molly Wade	3		1																
102 Lena Moore	20		1						4	5									
103 Jonas Apela	20	1																	
104 Wesley Anderson	27	1						10		25		30							
105 Jincy Anderson	26		1																
106 Melina Anderson	6		1																
107 Bully Anderson	5	1																	
108 Molly Anderson	2		1																
109 Filmore Perry	30	1						10	4			20							
110 Eliza Perry	14		1																
111 Morgena Perry	12		1																
112 Ely Perry	10	1																	
113 Charley Perry	29	1					Farmer	5	2	6	14	30	60						
114 Narcissie Perry	25		1																
115 Betty Perry	11 11		1																
116 Babe Perry	3		1																
117 Sampson Eddie	30	1					Farmer	2 1/2	1			8	200						
118 Kitay Eddie	25		1																
119 Byay Eddie	2		1																
120 Anderson King	30	1					Farmer	20	20	40		50	200						
TOTALS		15	15	30				47 1/2	47	98	14	148	360						

5 Census of *Tulsa* County,


Choctaw Nation, 1885

NAMES.	AGE.	DESCRIPTION OF PERSONS.					OCCUPATION.	LAND.		LIVE STOCK.						AGRICULTURAL PRODUCTS.				MISCELLANEOUS.
		Male.	Female.	Indian.	White.	Colored.		Acres under Cultivation.	No. of Horses.	No. of Males.	No. of Cattle.	No. of Sheep.	No. of Goats.	No. of Hogs.	No. Bales of Cotton.	No. Bushels of Corn.	No. Bushels of Wheat.	No. Bushels of Oats.	OTHER INFORMATION.	
121 Lizzie King	20		/	/																
122 Willy King	ms 8	/		/																
123 Sissy King	15		/	/																
124 Mitchell King	7	/		/																
125 Sisan King	20		/	/																
126 Asmon Willis	15	/		/																
127 Selina Wade	21		/	/				8					4		30					
128 Anderson Wade	30	/		/				2					5							
129 Herbert Quincy	28	/		/		Farmer	80	20	3	300	75	2	100		1000				Chickasaw	
130 Melvina Quincy	30		/	/																
131 Benj Nail	11	/		/																
132 Isham Quincy	8	/		/																
133 Maggie Quincy	6		/	/																
134 Martha Quincy	4		/	/																
135 Nancy Quincy	3		/	/																
136 Babe Quincy	ms 4	/		/																
137 Dyington Gates	30	/		/		Farmer	15	1					8						Chickasaw	
138 Caroline Gates	33		/	/																
139 Gains Gates	6	/		/																
140 Eliza Hoyabe	20		/	/			60	6	8	30		8		100						
141 Mulay King	3		/	/																
142 Iray King	6	/		/																
143 Rhoda Carn	14		/	/																
144 Jincy Carn	7		/	/																
145 Standly Carn	3	/		/																
146 Sealy Besache	24		/	/																
147 Alice Nolatobe	12		/	/																
148 William Apela	20	/		/															Chickasaw	
149 Sipsi Apela	30		/	/																
150 Sophie Apela	3		/	/																
TOTALS		13	17	30				163	28	3	308	105	125		230					

Census of *Tullocky* County,

Choctaw Nation, 1885

NAMES	AGE	DESCRIPTION OF PERSONS.					OCCUPATION.	LAND.	LIVE STOCK.						AGRICULTURAL PRODUCTS.				MISCELLANEOUS.
		Male	Female	Indian	White	Colored		Acres under Cultivation.	No. of Horses.	No. of Mules.	No. of Cattle.	No. of Sheep.	No. of Goats.	No. of Hogs.	No. Bales of Cotton.	No. Bushels of Corn.	No. Bushels of Wheat.	No. Bushels of Oats.	OTHER INFORMATION.
131 Sabinte Apela	6		1	1															
132 Lius Apela	1		1	1															
133 Allison Amuktachobe	50	1		1					2										
134 Lucy Amuktachobe	19		1	1															
135 Collin Colbert	25	1		1															Chickasaw
136 Asmon Colbert	25	1		1		Farmer	3	2											
137 Kazy Collins	20		1	1															
138 Francis Collins	14		1	1															
139 Pyahote	60		1	1															
140 Lamos Wade	30	1		1		Farmer	9	14	8	6	7								
141 Kazy Wade	40		1	1															
142 Eli Wesley	12		1	1															
143 Carry Ott	8		1	1															
144 Francis Wade	4		1	1															
145 Elsie Wade	1		1	1															
146 Ellis Carbin	18		1	1															
147 John Anderson	20	1		1		Farmer	1												Chickasaw
148 Eliza Anderson	40		1	1															
149 Susan Anderson	30		1	1															
150 Elom Anderson	10		1	1															
151 Wallace Anderson	2		1	1															
152 Jincy Anderson	8		1	1															
153 Thomas Leader	26	1		1		Farmer	60	60	80			100	3 1/2	800					
154 Melisy Leader	25		1	1															
155 Elmire Leader	6		1	1															
156 Willson Leader	3		1	1															
157 Lily Leader	45		1	1															
158 Agnis Leader	17		1	1															
159 John Leader	21	1		1															
180 Jack Peter								3											Opikar
TOTALS			12	16	30			58	82	88	6	9	111	3 1/2	915				



7 Census of *Tullock* County,

Choctaw Nation, 1885.

NAMES.	AGE.	DESCRIPTION OF PERSONS.					OCCUPATION.	LAND.		LIVE STOCK.						AGRICULTURAL PRODUCTS.				MISCELLANEOUS.
		Male.	Female.	Indian.	White.	Colored.		Acres under Cultivation.	No. of Horses.	No. of Mules.	No. of Cattle.	No. of Sheep.	No. of Goats.	No. of Hogs.	No. Bales of Cotton.	No. Bushels of Corn.	No. Bushels of Wheat.	No. Bushels of Oats.	OTHER INFORMATION	
181 Wiley Anderson	34	/	/					2	6			20								
182 Sary Anderson	28		/	/																
183 Robert Turkey	9	/	/																	
184 Creason Turkey	7	/	/																Creek orphan	
185 Sary Harry	6	/	/																" "	
186 George H. Brewer	24	/		X	/	Marriage illegal		2	2											
187 Synthe Brewer	17		/	/															Doubtful	
188 Charly A. Brewer	ms 4	/	/																claims to be citizen	
189 Gabriel Burris	29	/	/			Farmer														
190 Isaac H. Burris	29	/	/			"	89	15	100		60	1100				75				
191 Melidy Burris	28		/	/			45	15	100		75	600								
192 Elizabeth Burris	7		/	/																
193 Middleton Burris	5	/	/																	
194 Hampton Burris	17	/	/																	
195 Chester C. Stwood	24	/		X	/	Farmer		4	10											
196 Patten Ann. Stwood	16 ms		/	/			25	3	15		50	2	300						citizen by marriage	
197 Otty B. Stwood	8	/	/																	
198 Solomon Mackie	33	/	/					6	40			40								
199 Elizabeth Mackie	22		/	/																
200 Judas M. Mackie	7	X	/	/																
201 David M. Mackie	3	/	/																	
202 Benj. P. Mackie	3	/	/																	
203 W. W. Mackie	1	/	/																	
204 Geo. W. Scales	30	/		X	/	Farmer														
205 Mattie Scales	24		/	/			160	10	5	400		200	17	3500		400			citizen by marriage	
206 Claud Scales	1	/	/																	
207 Charley Aerd	26	/	/																	
208 Mordica donaghay	25	/		/		Farmer													Creek	
209 Francis donaghay	15		/	/			85	4	36		60								citizen by marriage	
210 Dshetobe	40	/	/			Farmer		14	12	20		20	160							
TOTALS		21	9	26	4		428	73	5	669		522	19	5560						

8 Census of *Dubuque* County,

Choctaw Nation, 1885

J. H. Rice & Sons, Printers and Binders, Fort Scott, Kansas.


NAMES.	AGE.	DESCRIPTION OF PERSONS.					OCCUPATION.	LAND.		LIVE STOCK.						AGRICULTURAL PRODUCTS.			MISCELLANEOUS.
		Male.	Female.	Indian.	White.	Colored.		Acres under Cultivation.	No. of Horses.	No. of Mules.	No. of Cattle.	No. of Sheep.	No. of Goats.	No. of Hogs.	No. Bales of Cotton.	No. Bushels of Corn.	No. Bushels of Wheat.	No. Bushels of Oats.	OTHER INFORMATION
211 Thompson	10	1																	
212 Silas	9	1																	
213 Sally	16		1																
214 David	25	1																	
215 Emily	19		1																
216 Babe	5		1																
217 Dickson Wade	30	1				Farmer	10					10		40					
218 Susan Wade	38		1																
219 Luly Wade	6		1																
220 Joseph Wade	1	1																	
221 Jacl Wade	30	1																	
222 Liddie Wade	20		1																
223 Geo. M. Bond	37	1				Farmer	50	7	75		80		500						<i>citizen by marriage</i>
224 Narcissie Bond	28		1																
225 Ed. M. Bond	8	1																	
226 Ida Bond	5		1																
227 Rex Bond	3	1																	
228 Wallace Bond	^{mo} 6	1																	
229 W ^m A. Moore	36	1				Farmer	15	70	75		11		120						
230 Lidny Burris	27	1				"	15	50	50		15		100		20				<i>Chickasaw</i>
231 Kary Burris	23		1																
232 Louisa Burris	^{mo} 6		1																
233 Lily Lockabe	9		1																
234 Kingsbury Hartman	25	1						1	1			26							
235 Misson Read	22	1				Farmer	9	2	76		15		75						<i>Chickasaw</i>
236 Synon Worcister	22	1				Farmer	9	2	16		15		75						
237 Kitty Worcister	25		1																
238 Overton Worcister	4	1																	
239 Geo. Worcister	3	1																	
240 Mattie Worcister	^{mo} 3		1																
TOTALS	17	13	29	1			99	66	1	181		157		1195		20			



Census of *Tulsa* County,

Choctaw Nation, 1885.

NAMES.	AGE.	DESCRIPTION OF PERSONS.					OCCUPATION.	LAND.	LIVE STOCK.						AGRICULTURAL PRODUCTS.				MISCELLANEOUS.	
		Male.	Female.	Indian.	White.	Colored.		Acres under Cultivation.	No. of Horses.	No. of Mules.	No. of Cattle.	No. of Sheep.	No. of Goats.	No. of Hogs.	No. Bales of Cotton.	No. Bushels of Corn.	No. Bushels of Wheat.	No. Bushels of Oats.	OTHER INFORMATION.	
241 Betty Wesley	57		1	1																
242 Gibson Colbert	8	1		1																Choctawan
243 Molly Durant	13		1	1																
244 William Colbert	20	1		1																
245 Joe Anderson	23	1		1		Farmer														
246 Dave Choat	22	1		1			15	6	33			80								Chickasaw
247 Robinson Read	24	1		1		Farmer														
248 Sally Read	23		1	1			5	2				10								Chickasaw
249 Peah Dukes	30	1		1		Farmer														
250 Margrette Dukes	30		1	1			2	1				4								
251 Ben Dukes	12	1		1																
252 Fiby Nail	24		1	1																
253 Louis Nail	3	1		1								2								
254 Dave Owing	33	1		1		Farmer	11 1/2	8	13	6		60		105						
255 Sealy Owing	30		1	1																
256 Dave Owing Jr.	8	1		1																
257 Solomon Owing	14	1		1																
258 Kitay Owing	13		1	1																
259 Adam Perry	22	1		1																
260 Silas Yokabe	25	1		1					1			5								
261 Tennessee Yokabe	29		1	1					1			4								
262 Alice Yokabe	14		1	1																
263 Nelly Yokabe	8		1	1																
264 Jackson Perry	50	1		1		Farmer	14	2				30		100						
265 Ludy Perry	18		1	1																
266 Houston Perry	18	1		1																
267 Stephen Perry	1	1		1																
268 Abel Worcester	60	1		1		Farmer	12	12	60			140		87 1/2						Chickasaw
269 Milly Worcester	25		1	1																
270 Jane Worcester	18		1	1																
TOTALS		17	13	30					64 1/2	45	2	131	6	320		342 1/2				



10 Census of *Subucrey* County,

Choctaw Nation, 1885

		DESCRIPTION OF PERSONS.						LAND.							LIVE STOCK.				AGRICULTURAL PRODUCTS.				MISCELLANEOUS.
NAMES.	AGE.	Male.	Female.	Indian.	White.	Colored.	OCCUPATION.	Acres under Cultivation.	No. of Horses.	No. of Mules.	No. of Cattle.	No. of Sheep.	No. of Goats.	No. of Hogs.	No. Bales of Cotton.	No. Bushels of Corn.	No. Bushels of Wheat.	No. Bushels of Oats.	OTHER INFORMATION.				
271 Rufus James	21	/		/					5		4			1						Chickasaw			
272 Hardy Handerson	35	/				/	Farmer	15	12		10			20		100							
273 Lizzie Handerson	30		/	/																			
274 Katy Handerson	9		/	/																			
275 Sissy Horne	12		/	/																			
276 James Amcha	34	/		/			Farmer	100	20		100	40		50		300				Chickasaw			
277 Melina Amcha	1		/	/																			
278 Pheby Amcha	22		/	/																			
279 James Walker	12		/	/																			
280 Alfred Nail	49	/		/																			
281 Wm Nail	27		/	/																Chickasaw			
282 James Nail	5		/	/																			
283 Cassin Nail	33	/		/			Farmer	19	5		4	19		20		150							
284 Silas Nail	13		/	/																			
285 Eliza Perry	14		/	/																			
286 Rosa Perry	4		/	/																			
287 Mary James	25		/	/																			
288 Isham Kamp	33	/		/																			
289 Betsy Kamp	22		/	/																			
290 Calvin Kamp	10		/	/																			
291 Sissy Kamp	5		/	/																			
292 Marcy Kamp	2		/	/																			
293 Allen Bond	55	/		/					9		8												
294 Rhoda Bonapart	50		/	/																			
295 Nabord Bonapart	7		/	/																			
296 Menervy Carvin	10		/	/																			
297 Sally Wilkin	30		/	/																			
298 Jincy Walker	50		/	/				10						4									
299 Ellen Walker	22		/	/																			
300 Liddy Walker	13		/	/																			
TOTALS		12	18	29		1		134	51		128	59		95		550							



11 Census of *Tullockay* County,

Choctaw Nation, 1885

NAMES.	AGE.	DESCRIPTION OF PERSONS.					OCCUPATION.	LAND.	LIVE STOCK.						AGRICULTURAL PRODUCTS.				MISCELLANEOUS.
		Male.	Female.	Indian.	White.	Colored.		Acre under Cultivation.	No. of Horses.	No. of Mules.	No. of Cattle.	No. of Sheep.	No. of Goats.	No. of Hogs.	No. Bales of Cotton.	No. Bushels of Corn.	No. Bushels of Wheat.	No. Bushels of Oats.	OTHER INFORMATION
301 Elsie Walker	2		/	/															
302 Daniel Bond	23	/		/		Farmer	2	6	24			30							
303 Sillin Bond	24	/		/															
304 Oseal Fisher	23	/		/		Farmer	2	7				75		85					
305 Sissy Fisher	18		/	/															
306 Sampson Cole	44	/		/		Farmer	5-5	16	3	30	20	80		800					
307 Lily Cole	40	/		/															
308 Adam Cole	14	/		/															
309 Watson Cole	9	/		/															
310 Gilbert Cole	7	/		/															
311 Louis Coass	11	/		/															
312 Louis Bonapart	20	/		/		Farmer	2	6											
313 Louisa Bonapart	20		/	/															
314 Simpson Bonapart	2	/		/															
315 Frank Holloway	41	/		/		Farmer	30	2				85		250					
316 Lily Holloway	24	/		/															
317 Mary Holloway	15	/		/															
318 Emeline Holloway	14	/		/															
319 Robert Holloway	9	/		/															
320 Minnie Holloway	8	/		/															
321 Elias Rector Cheedle	25	/		/		Farmer	307	18	1	307		207	8	8000					
322 Dickson Nail	28	/		/			12	5	20	4		40		200					
323 Emsey Nail	21	/		/															
324 Jessae Nail	8	/		/															
325 Robert Nail	7	/		/															
326 Nelson Nail	18	/		/															
327 Katy Nail	19	/		/															
328 Jackson Benton	21	/		/															
329 Louis H. Priddy	39	/		/		Farmer	32					107		150					Chickasaw
330 Mary Priddy	35	/		/															
TOTALS		18	12	30			430	50	4	370	24	460		8950					

12 Census of *Tulahoma* County,

Choctaw Nation, 1885

NAMES.	AGE.	DESCRIPTION OF PERSONS.					OCCUPATION.	LAND.		LIVE STOCK.						AGRICULTURAL PRODUCTS.			MISCELLANEOUS.
		Male.	Female.	Indian.	White.	Colored.		Acres under Cultivation.	No. of Horses.	No. of Mules.	No. of Cattle.	No. of Sheep.	No. of Goats.	No. of Hogs.	No. Bales of Cotton.	No. Bushels of Corn.	No. Bushels of Wheat.	No. Bushels of Oats.	OTHER INFORMATION.
331 Melvil Priddy	6	1	1																
332 Henry Truth	36	1		X	1	trading & butcher	90	2	1	32			1		150				
333 Minnie Truth	22		1	1															
334 Thomas Truth	1	1		1															
335 Nicholas ^{Albrey} Truth	33	1		1			4	5	8			20		40					
336 Frank Albrecht	53	1			1	Farmer	80	4	10		100	100	3	500					
337 Sarah Albrecht	40		1	1															
338 Mary Albrecht	12		1	1															
339 Emma Albrecht	4		1	1															
340 Wm B. Pitchlynn	62	1		1		Farmer	63	9	20			20		300		150			
341 Hanner Pitchlynn	38		1	1															
342 Alice Pitchlynn	13		1	1															
343 Caledonia Pitchlynn	7		1	1															
344 Wm B. Pitchlynn Jr.	4	1		1															
345 Berlena Pitchlynn	1		1	1															
346 Lorin Riddle	14	1		1															
347 Wm R. Coleman	52	1			1	Wdsing	90	3	40		200		400		300			citizen by marriage Chickasaw	
348 Louisa Coleman	38		1	1															
349 Greenwood Johnson	11	1		1															
350 Alvin Lewis	8	1		1															
351 Joseph Jefferson	28	1		1		Farmer	12	4	10		20		100						
352 Francis Jefferson	24		1	1															
353 Skale Nolatubbe	28	1		1				2	2		20								
354 Lucinda Nolatubbe	15		1	1															
355 Leopidis Folsom	31	1		1		Farmer	15	2	5		20		100						
356 Rhoda Folsom	23		1	1															
357 Jacob Folsom	10	1		1															
358 Artemesia Folsom	2		1	1															
359 Samil Folsom	mo 3	1		1															
360 Ed. Pusley	50	1		1															
TOTALS		16	14	27	3			823	33	2	197	100	401	3	1490		450		

13 Census of *Lubucky* County,

Choctaw Nation, 1885.

NAMES.	AGE.	DESCRIPTION OF PERSONS.						OCCUPATION.	LAND.		LIVE STOCK.						AGRICULTURAL PRODUCTS.			MISCELLANEOUS.
		Male.	Female.	Indian.	White.	Colored.	Acres under Cultivation.		No. of Horses.	No. of Mules.	No. of Cattle.	No. of Sheep.	No. of Goats.	No. of Hogs.	No. Bales of Cotton.	No. Bushels of Corn.	No. Bushels of Wheat.	No. Bushels of Oats.	OTHER INFORMATION.	
361 Susan Pusley	49	/	/																	
362 Smallwood Pusley	15	/	/																	
363 Wash Wade	49	/	/				Farmer	30	6	20		15		50						
364 Jimmy Pusley	12	/	/																	
365 David Meshematobe	45	/	/				Farmer	40	15	12		60		525						
366 Winy Meshemantobe	23	/	/																	
367 John Simpson	54	/	/				Farmer	50	3	1	100	13	50	300		20				
368 Wannie Simpson	30	/	/																	
369 David Seflore	10	/	/																	
370 Elizabeth Nelson	9	/	/																	
371 Elmire Pusley	8	/	/																	
372 Napoleon B. Ainsworth	29	/	/				Atty at Law	150		1		12	15	2000						
373 Anna Ainsworth	27	/	/																	
374 Ben Ainsworth	70	/	/																	
375 Ed. Adam	11	/	/																	
376 Sally Holatobe	28	/	/																	
377 Luella Holatobe	7	/	/																	
378 Babe Holatobe	5	/	/																	
379 Joe S. Hale	28	/	/																	
380 Isham Jefferson	45	/	/				Farmer	40	1	2		50	20	300						
381 Lucian Jefferson	45	/	/					20	3	2	30	18	200	200						
382 Simeon Jefferson	2	/	/																	
383 Gilman Jefferson	21	/	/																	
384 Wilson Abanowatobe	14	/	/																	
385 Holston James	30	/	/																	
386 Mary James	20	/	/									50								
387 Jacob James	4	/	/																	
388 Gilbert James	3	/	/																	
389 Robertson James	8	/	/																	
390 Peter Benton	30	/	/				Farmer	10	6			2		50						Chickasaw
TOTALS		19	11	2	2			353	43	3	173	13	18	489	17 1/2	3425				21

14 Census of *Tulsa* County,

Choctaw Nation, 1885.

NAMES.	DESCRIPTION OF PERSONS.						OCCUPATION.	LAND.		LIVE STOCK.						AGRICULTURAL PRODUCTS.			MISCELLANEOUS.
	AGE.	Male.	Female.	Indian.	White.	Colored.		Acres under Cultivation.	No. of Horses.	No. of Mules.	No. of Cattle.	No. of Sheep.	No. of Goats.	No. of Hogs.	No. Bales of Cotton.	No. Bushels of Corn.	No. Bushels of Wheat.	No. Bushels of Oats.	OTHER INFORMATION
391 Sealy Benton	35		1	1															
392 Bilmun Benton	17	1		1															
393 Corvilia Benton	14		1	1															
394 Ellen Benton	5		1	1															
395 Francis Benton	3		1	1															
396 Lena Carney	16		1	1															
397 Martha Carney	14		1	1															
398 Conway Burris	33	1		1															
399 Betsey Burris	30		1	1															
400 Simeon Burris	6	1		1															
401 Sophie Burris	3		1	1															
402 Thomas Miller	65	1		1			Farmer	28 1/2	6	6	10	1	30	100				Chickasaw	
403 Moriah Miller	40		1	1															
404 Robert Miller	18	1		1															
405 Ledy Miller	16	1	1	1															
406 Colbert Miller	1	1		1															
407 Robert Carter	38	1		1															
408 Alexander Folsom	65	1		1				4	2	13			60						
409 Alaklatema Folsom	30		1	1				15	5	1			38	80					
410 Lee Folsom	4	1		1															
411 Mitchell Folsom	35	1		1															
412 Rhoda Folsom	18		1	1															
413 Dickson Anderson	1	1		1															
414 Ellen Wesley	40		1	1															
415 General Wesley	15	1		1				2					25					Chickasaw	
416 Sampson Wesley	8	1		1															
417 Wm McCann	33	1		1															
418 Bryer McCann	30		1	1															
419 Andrew Davis	23	1		1															
420 John Anderson	65	1		1			Farmer	100	15	1	100		100	180				Chickasaw	
TOTALS	16	14	30					137	30	8	193	1	253	310					

15 Census of *Tulare* County,

Choctaw Nation, 1885

NAMES.	AGE.	DESCRIPTION OF PERSONS.					OCCUPATION.	LAND.		LIVE STOCK.						AGRICULTURAL PRODUCTS.				MISCELLANEOUS.
		Male.	Female.	Indian.	White.	Colored.		Acres under Cultivation.	No. of Horses.	No. of Mules.	No. of Cattle.	No. of Sheep.	No. of Goats.	No. of Hogs.	No. Bales of Cotton.	No. Bushels of Corn.	No. Bushels of Wheat.	No. Bushels of Oats.	OTHER INFORMATION	
421 Hagan Anderson	16	1																		
422 Charley Anderson	14	1																		
423 Robert Grubbs	25	1																		
424 Morris Wilkin	40	1				Farmer														
425 Bisy Wilkin	40		1				30	50	35	70	3	50		100						
426 Jefferson Wilkin	14	1																		
427 Sandy Wilkin	11	1																		
428 Solomon Wilkin	16	1																		
429 Thomas Peter	40	1																		
430 Wallace Wilson	30	1																		
431 Wilky Wilson	35		1																	
432 Louisa Wilson	14		1																	
433 Sillis Wilson	11		1																	
434 Geo. Wilson	8	1																		
435 Robert Wilson	2	1																		
436 Babe Wilson	mo	1																		
437 Moses Brown	30	1																		
438 Mary Brown	25		1																	
439 Babe Brown	mo		1																	
440 Leving Brown	6		1																	
441 Jm Carney	22	1				Farmer														
442 Jinny Carney	20		1				25	20	20		50		100							
443 Babe Carney	mo		1																	
444 Joe Jarvis	35	1					1/2					2								
445 Sealy James	30	1																		
446 Ellis James	14	1																		
447 Albert W Thomas	25	1																		
448 Mary Thomas	16		1																	
449 Mary E. Rogers	49		1																citizen by marriage	
450 Lauri Rogers	14		1				25	1	10		10		10							
TOTALS	17	12	31				80 1/2	73	65	70	3	112	2	100						

NAMES.	AGE.	DESCRIPTION OF PERSONS.					OCCUPATION.	LAND. Acres under Cultivation.	LIVE STOCK.						AGRICULTURAL PRODUCTS.				MISCELLANEOUS.	
		Male.	Female.	Indian.	White.	Colored.			No. of Horses.	No. of Mules.	No. of Cattle.	No. of Sheep.	No. of Goats.	No. of Hogs.	No. Bales of Cotton.	No. Bushels of Corn.	No. Bushels of Wheat.	No. Bushels of Oats.	OTHER INFORMATION.	
451 Leona Rogers	10		1	1																
452 John M. Rogers	8	1																		
453 Solomon Louis	51	1				Farmer	50	20	1	5			120	15						
454 Rhoda Louis	35		1	1																
455 Jimmie Moore	34		1	1																
456 Joe Moore	41	1																		
457 Arthur Alexander	18	1																		
458 Pauly Alexander	14		1	1																
459 James E. Moore	6	1																		
460 Nancy C. Moore	4		1	1																
461 Caroline Colbert	64		1	1																
462 James Blackwood	38	1		X	1	Farmer	27	4		10			25						Chickasaw	
463 Amelia Blackwood	18		1	1									30						Illegal citizen marriage	
464 Geo. W. Pound	35	1			1	Farmer	45	3		130			211	200					40	citizen by marriage
465 Larry Pound	27		1	1																
466 Thomas Pound	9	1		1																
467 Mary A Pound	7		1	1																
468 Charly Pound	5	1		1																
469 Allie Pound	3		1	1																
470 Geo Pound Jr	1	1		1																
471 David Webb	65	1			1	Farmer	20						1	100						citizen by marriage
472 Allie Webb	16		1	1																
473 Charles Ward	36	1		1		"	12	18	2	68			95	150						
474 Mary E Ward	30		1	1																
475 Charles O Ward	10	1		1																
476 Benj F. Ward	8	1		1																
477 Mary E Ward	5	1		1																
478 Wm Abner Ward	3	1		1																
479 Jane G. Doyle	45	1			1	Farmer	18	3		75			25							
480 Lotin Colbert	41	1		1		Farmer	18	3		75			25							Doubtful Chickasaw
TOTALS	18	12	26	4			172	48	3	338			476	465						

17 Census of *Subversy* County,

Choctaw Nation, 1885

NAMES.	AGE.	DESCRIPTION OF PERSONS.					OCCUPATION.	LAND.		LIVE STOCK.						AGRICULTURAL PRODUCTS.				MISCELLANEOUS.
		Male.	Female.	Indian.	White.	Colored.		Acres under Cultivation.	No. of Horses.	No. of Mules.	No. of Cattle.	No. of Sheep.	No. of Goats.	No. of Hogs.	No. Bales of Cotton.	No. Bushels of Corn.	No. Bushels of Wheat.	No. Bushels of Oats.	OTHER INFORMATION	
481 Oscar Colbert	41	1		1																
482 Emil Colbert	7		1	1																
483 Elmira Willis	16		1	1																
484 John Bohraar	35	1			1	Farmer	11	7	31			21								<i>citizen by marriage</i>
485 Susan Bohraar	28		1	1																
486 Henry Bohraar	9	1		1																
487 Lela Bohraar	6		1	1																
488 Nettie Bohraar	4		1	1																
489 Addison Bohraar	^{new} 4	1		1																
490 Isreal Wartts	37	1		1			3	1	10			5								
491 Mattie Wartts	8		1	1																
492 John Wartts	^{new} 10	1		1																
493 John W Short	37	1		1		Farmer	50	13	16			75		250		250				
494 John W Short Jr.	7	1		1																
495 Jeff Thursten	4	1		1																
496 Birtie Louis	8	1		1																
497 James A Hill	47	1		1		Farmer	180	20	500			70		600		300				<i>citizen by marriage</i>
498 Nancy A Hill	39		1	1																
499 Ida Chunn	16		1	1																
500 Ida Chunn	12		1	1																
501 Wm R Chunn	11	1		1																
502 Oscar Chunn	10	1		1																
503 Eugene Hill	5	1		1																
504 Edger Hill	2	1		1																
505 James Colbert	26	1		1		Indeing		6	2	200										
506 Nina Colbert	17		1	1	1															
507 James Colbert Jr	^{new} 6	1		1																
508 Theodore Colbert	15	1		1																
509 Benj H Lauria	72	1		1		Farmer	10	2	2			1								<i>citizen by marriage</i>
510 Lucy Lauria	39		1	1																
TOTALS		19	11	27	3		263	49	2	758		171	850	567						

18 Census of *Pushmataha* County,

Choctaw Nation, 1885

NAMES.	AGE.	DESCRIPTION OF PERSONS.					OCCUPATION.	LAND.	LIVE STOCK.					AGRICULTURAL PRODUCTS.				MISCELLANEOUS.	
		Male.	Female.	Indian.	White.	Colored.		Acres under Cultivation.	No. of Horses.	No. of Mules.	No. of Cattle.	No. of Sheep.	No. of Goats.	No. of Hogs.	No. Bales of Cotton.	No. Bushels of Corn.	No. Bushels of Wheat.	No. Bushels of Oats.	OTHER INFORMATION.
511 John Dorson	78	1		1			Farmer	32	4	X	28			110	340				
512 Lela Dorson	32		1	1															
513 Theron R. Ryan	12		1	1															
514 Maggie Ryan	9		1	1															
515 Lenora Ryan	7		1	1															
516 Effy Dorson	16		1	1															
517 Forbis Grubbs	27	1		1															
518 Simpson Garvin	32	1		1				3			28			10					
519 Minerva Garvin	20		1	1															
520 Celestina Garvin	1	1		1															
521 Ellen Priddy	40		1		1			2			6								citizen by marriage
522 Katy Priddy	12		1	1															
523 Odis Pridy	7		1	1															
524 Wm Rennie	20	1		1				2											
525 Ellen Rennie	20		1	1															
526 Mary Rennie	1		1	1															
527 Samuel Lourey	27	1		X	1			2			3								citizen by marriage
528 Cordilia Lourey	23		1	1															
529 Goldie Lourey	3		1	1															
530 Sommer Lourey	18	1		1															
531 Bronny Sloan	27	1		1			Farmer	60	75	2	500		200	200					citizen by marriage
532 Lizzie Sloan	37		1	1															
533 Willy Pusley	10	1		1															
534 Susan Pusley	9		1	1															
535 Betty Pusley	6		1	1															
536 Eddie Sloan	2		1	1															
537 Daniel McHaily	43	1		1				4			60			150					
538 Ibelin M Haily	33		1	1															
539 Ed S. Haily	15	1		1															
540 Willie Haily	14	1		1															
TOTALS		12	18	28	2			97	92	2	622		400	1040					

19 Census of *Tubercy* County,

Choctaw Nation, 1885

NAMES.	AGE.	DESCRIPTION OF PERSONS.					OCCUPATION.	LAND.		LIVE STOCK.					AGRICULTURAL PRODUCTS.			MISCELLANEOUS.	
		Male.	Female.	Indian.	White.	Colored.		Acres under Cultivation.	No. of Horses.	No. of Mules.	No. of Cattle.	No. of Sheep.	No. of Goats.	No. of Hogs.	No. Bales of Cotton.	No. Bushels of Corn.	No. Bushels of Wheat.	No. Bushels of Oats.	OTHER INFORMATION
541 Luda Hailey	12		1																
542 Walter Hailey	10	1																	
543 Hattie Hailey			1																
544 Ed. P. Harris	49		1		1	physician		12	300			50							
545 Lu Harris	45		1																Chickasaw
546 Joseph Ward	36	1																	
547 Annie Ward	36		1																
548 Susan Ward	13		1																
549 Eliza Ward	9		1																
550 Cambell Ward	1	1																	
551 Wm Wooly	25	1			1			2	14			5							citizen by marriage
552 Sarah Wooly	30		1																
553 Samuel Wooly	6		1																
554 Annie Wooly	4		1																
555 Katy Wooly	3		1																
556 Albert D. Sham	8	1																	
557 Elias Lacy	40	1			1			5	20			12							citizen by marriage
558 Frank Lacy	6	1																	
559 Lizzie Lacy	29		1																
560 Annie Carney	13		1																
561 Geo. H. Webb	28	1			1														
562 Stella L. Webb	21		1																
563 Babe Webb	7	1																	
564 Wm E. Orr	24	1			1	carpenter													citizen by marriage
565 Catherine Orr	24		1																
566 Halley Jones	31	1				Illegal													citizen by marriage
567 Mary Jones	29		1			Doubtful													
568 Elizabeth Jones	8		1																
569 Joe Jones	6	1																	
570 Peter Albison	45	1				Farmer	18	25	50					75					Chickasaw
TOTALS		12	18	25	5		18	44	370	161	67	75							

20 Census of *DeWitt* County,

Choctaw Nation, 1885

NAMES.	DESCRIPTION OF PERSONS.						OCCUPATION.	LAND. Acres under Cultivation.	LIVE STOCK.						AGRICULTURAL PRODUCTS.				MISCELLANEOUS. OTHER INFORMATION.
	AGE.	Male.	Female.	Indian.	White.	Colored.			No. of Horses.	No. of Mules.	No. of Cattle.	No. of Sheep.	No. of Goats.	No. of Hogs.	No. Bales of Cotton.	No. Bushels of Corn.	No. Bushels of Wheat.	No. Bushels of Oats.	
571 Britsy Albison	40	1	1																
572 Stacy Albison	2	1	1																
573 Helen Albison	9	1	1																
574 Cornelia Albison	5	1	1																
575 John Monroe	40	1			1		Illegal		4	4								citizen by marriage	
576 Ellen Monroe	39	1	1															Doubtful	
577 Elisa Monroe	11	1	1																
578 Mary Monroe	4	1	1																
579 Jack Pusley	29	1	1						2										
580 Simon Pusley	28	1	1																
581 Louis C Tennent	38	1			1		Missing		2	10								citizen by marriage	
582 Emma B. Tennent	29	1	1																
583 Carry E Tennent	11	1	1																
584 Gilbert L. Tennent	5	1	1																
585 Albert Barney	42	1	1				Farmer	40	20	20		52	400						
586 Annie Barney	12	1	1																
587 Henry Lang	66	1			1		blacksmith			14	7	1						citizen by marriage	
588 Lizzy Lang	28	1	1																
589 Willis M. Ansley	33	1	1					80	2			6	150						
590 Annette W Ansley	33	1	1																
591 Henry Ansley	13	1	1																
592 Arena Ansley	8	1	1																
593 Gilbert Ansley Jr	8	1	1																
594 Gilbert Ansley	25	1	1																
595 Athian Ansley	38	1	1																
596 John M. Graday	41	1			1		Farmer	120	8	2	75	11	100	800				citizen by marriage	
597 Sarah Graday	24	1	1																
598 Henry Graday	7	1	1																
599 Albert Graday	5	1	1																
600 Bunivester Graday	3	1	1																
TOTALS		15	15	26	4			190	46	2	125	11	152	1350					

21 Census of *Tulacoozy* County,

Choctaw Nation, 1885


NAMES	DESCRIPTION OF PERSONS						OCCUPATION	LAND		LIVE STOCK						AGRICULTURAL PRODUCTS				MISCELLANEOUS
	AGE	Male	Female	Indian	White	Colored		Acres under Cultivation	No. of Horses	No. of Mules	No. of Cattle	No. of Sheep	No. of Goats	No. of Hogs	No. Bales of Cotton	No. Bushels of Corn	No. Bushels of Wheat	No. Bushels of Oats	OTHER INFORMATION	
601 Kate Grady	11	1																		
602 Thomas J. Phillip	46	1			1		Widow	300	35	300	110	100	200	1500					citizen by marriage	
603 Mary E. Phillip	30		1																	
604 Joe Phillip	11	1																		
605 Mattie Phillip	9		1																	
606 Tom Phillip	7	1																		
607 Charly Phillip	5	1																		
608 Rolly Phillip	3	1																		
609 Ernest Pusley	10	1																		
610 Frank Moore	18	1																		
611 Geo. H. Harris	39	1			1		Farmer	8											citizen by marriage	
612 Nancy Harris	38		1																	
613 Willie McCoy	7	1																	citizen by marriage	
614 Geo. F. Balling	33	1			1		Widow	40	2	30		100	5	300					citizen by marriage	
615 John C. Balling	10	1																		
616 Walter C. Balling	8	1																		
617 Charles F. Ruthraff	24	1			1		Farmer	22	2										citizen by marriage	
618 Mary E. Ruthraff	16		1																	
619 Mrs. Arndt	29	1					Farmer	36	2			25							citizen by marriage	
620 Jimmie Arndt	33		1																	
621 Ariane Jones	13		1																	
622 Fannie Jones	10		1																	
623 Bennis Jones	8	1																		
624 Vda Arndt	4		1																	
625 Alfred McCoy	37	1			1														citizen by marriage	
624 Sally McCoy	25		1																	
627 Rebecca McCoy	1		1																	
628 Ira Parker	34	1			1			3											citizen by marriage	
629 Eliza Parker	30		1																	
630 Julia Tolson	3	1																		
TOTALS	17	11	24	6				406	44	530		275	205	1800						

22 Census of *Subversy* County,

Choctaw Nation, 1885.

J. H. Rice & Sons, Printers and Binders, Fort Scott, Kansas.

NAMES.	AGE.	DESCRIPTION OF PERSONS.					OCCUPATION.	LAND.	LIVE STOCK.					AGRICULTURAL PRODUCTS.				MISCELLANEOUS.	
		Male.	Female.	Indian.	White.	Colored.		Acres under Cultivation.	No. of Horses.	No. of Mules.	No. of Cattle.	No. of Sheep.	No. of Goats.	No. of Hogs.	No. Bales of Cotton.	No. Bushels of Corn.	No. Bushels of Wheat.	No. Bushels of Oats.	OTHER INFORMATION
631 John Bourlane	31	1																	
632 Mittle Ho. Gleason	43	1			1		Stone mason	22	12	2	60		200		300				Choctawan citizen by marriage
633 Seliska Gleason	31		1	1															
634 Minnie Gleason	14		1	1															
635 Anula Gleason	11		1	1															
636 Mattie Gleason	10		1	1															
637 Bloddis Gleason	8		1	1															
638 Nellie Gleason	7		1	1															
639 Eliza Gleason	2		1	1															
640 Campbell Choat	22	1		1			Farmer	35	2		35		20		60				
641 Anne Choat	16		1	1															
642 Robert L Reams	49	1			1		Farmer	50	6	1	40		100				100		citizen by marriage
643 Anna G. Reams	33		1	1					10	2	150		1						Choctawan
644 Lee Reams	14		1	1															
645 Benedict Reams	11		1	1															
646 Vinnie Reams	11		1	1															
647 Alfred Tool	68	1			1		Farmer	85	4	2	60	4	110	2	600				citizen by marriage
648 Melinda Tool	65		1	1															
649 Joseph Tool	24	1		1															
650 Osela Tool	24		1	1															
651 Inez Tool	22		1	1															
652 John C. Tool	20	1		1															
653 Allen G. Lee	44	1			1		Farmer	0					2						citizen by marriage
654 Lucy Lee	35		1	1															
655 Alice Lee	15		1	1															
656 Alfred Winchester	26	1			1		Farmer	10	3				25						citizen by marriage
657 Marthian Winchester	19		1	1															
658 Babe Winchester	2		1	1															
659 Robert D. burton	38	1			1		Farmer	200	15	4			100	35	1500				citizen by marriage
660 Eliza burton	28		1	1															Choctawan
TOTALS		12	17	23	4			408	52	7	354	4	424	38	2460		100		



J. H. Rice & Sons, Printers and Binders, For Scott, Kansas

NAMES.	DESCRIPTION OF PERSONS.						OCCUPATION.	LAND. Acres under Cultivation.	LIVE STOCK.					AGRICULTURAL PRODUCTS.			MISCELLANEOUS.	
	AGE.	Male.	Female.	Indian.	White.	Colored.			No. of Horses.	No. of Mules.	No. of Cattle.	No. of Sheep.	No. of Goats.	No. of Hogs.	No. Bales of Cotton.	No. Bushels of Corn.	No. Bushels of Wheat.	No. Bushels of Oats.
661 Robert O. Burton	9	1		1														
662 Mcduff M. Burton	6	1		1														
663 Sida Burton	4		1	1														
664 Louis L. Burton	9	1		1														
665 Hugh Hamilton	47	1			1		Mdsing	30										originally married
666 Abel Hamilton	23		1	1														
667 Rosella Hamilton	3		1	1														
668 Ada Hamilton	6		1	1														
669 Wm Jefferson Choat	6	1		1														
670 Isaac J. Dodson	42	1			1		Farmer	40	11				52	3	300			originally married
671 Elizabeth Dodson	32		1	1														
672 Hannibal Dodson	8	1		1														
673 Emma Dodson	5		1	1														
674 Grace Dodson	3		1	1														
675 Babb Dodson	3		1	1														
676 Aaron Harlin	14	1		1														
677 Bula Harlin	10	1		1														
678 Nellie Morgan	7		1	1														
679 Elisha E. Heskett	36	1			1		Farmer	60	1				40	3	600			originally married
680 Eliza J. Heskett	36		1	1			Doubtful											
681 Wm. McLean	18	1		1														
682 Annie Heskett	7		1	1														
683 Henry F. Heskett	5	1		1														
684 Amos W. Heskett	4	1		1														
685 Elizabeth Heskett	1		1	1														
686 Alice Moncreff	26		1		1			45	1	2		13		1100		300		
687 Joe Moncreff	4	1		1														
688 Willy Adams	40	1			1		Farmer	150	1/2	25		95	22 1/2	1200	1200			originally married
689 Susan Adams	40		1	1														
690 John McKinny	18	1		1														
TOTALS		14	14	25	8			345	70	27		175	75 1/2	2500		300		

24 Census of *Sublet* County,

Choctaw Nation, 1885


J. M. Rice & Sons, Printers and Binders, Fort Scott, Kansas

NAMES.	DESCRIPTION OF PERSONS.					OCCUPATION.	LAND. Acres under Cultivation.	LIVE STOCK.					AGRICULTURAL PRODUCTS.			MISCELLANEOUS		
	AGE.	Male	Female	Indian.	White.			Colored.	No. of Horses.	No. of Mules.	No. of Cattle.	No. of Sheep.	No. of Goats.	No. of Hogs.	No. Bales of Cotton.	No. Bushels of Corn.	No. Bushels of Wheat.	No. Bushels of Oats.
691. Eliza M. Kinney	11		1	1														
692. Albert M. Kinney	11	1																
693. Franklin Adams	7	1																
694. Elizabeth Adams	6		1															
695. Thora Adams	3		1															
696. Wesley S. Waduff	28	1				Farmer	75	2	1	500			250	50	5000		50	
697. Rachel Waduff	28		1															
698. Ida Waduff	3		1															
699. Mrs. Jackson Waduff	3		1															
700. S. G. Waduff	32	1																
701. Eva Waduff	5		1															
702. Simon H. Perkin	31	1				Farmer	37	6		15			100	12	1185		200	
703. Lettie Perkin	22		1															
704. Coroline Perkin	6		1															
705. June Perkin	63		1															
706. Richard Pike	31	1			1	Farmer	25	2		30			10					
707. Sarah Pike	17		1				30	3					28	12	2500			citizen by marriage
708. Alexander B. Hamilton	30	1			1	Farmer	60	2		10			150	2	500			citizen by marriage
709. Louisa Hamilton	29		1															
710. Luther J. Hamilton	8	1			1													
711. Elly Hamilton	5		1															
712. Liddy Small	56		1		1													
713. James W. Bert	21	1					20	3		8			1	2	200			
714. John Nail	27	1																
715. Benj. F. Hightower	47	1			1	Farmer		1					30					
716. Madona Hightower	33		1				150	1	150				100	50	2000		200	citizen by marriage
717. Mary A. Hightower	11		1															
718. Adalizer Howden	49		1				25	1		110	110		50					
719. Robert Turner	31	1				Farmer	15	7	1	155			200	5	1500			
720. Olga Turner	23		1															
TOTALS		13	17	25	5		770	41	8	996	110		924	81	13135		1150	

25 Census of *Subversy* County,

Choctaw Nation, 1885

NAMES.	AGE.	DESCRIPTION OF PERSONS.					OCCUPATION.	LAND. Acres under Cultivation.	LIVE STOCK.						AGRICULTURAL PRODUCTS.				MISCELLANEOUS OTHER INFORMATION
		Male.	Female.	Indian.	White.	Colored.			No. of Horses.	No. of Mules.	No. of Cattle.	No. of Sheep.	No. of Goats.	No. of Hogs.	No. Bales of Cotton.	No. Bushels of Corn.	No. Bushels of Wheat.	No. Bushels of Oats.	
721 Standley Turner	7	1		1															
722 Wm. A. Turner	5		1	1															
723 Leona B. Turner	2		1	1															
724 Babe Turner	3 ^{1/2}	1		1															
725 Efrom Standley	35	1		1															
726 Geo. Choat	42	1		1		Farmer	130	50	11	210	60		200		2000				
727 Eliza Choat	45		1	1															
728 Fred Choat	14	1		1															
729 Alice Choat	12		1	1															
730 Lurina Choat	16		1	1			40	10		20									
731 Jeanna Choat	14		1	1															
732 Geo. A. Choat	15	1		1															
733 Harry Choat	16	1		1															
734 Melissa Choat	18	1		1															
735 Robert Piereson	24	1		1															
736 Sally Grayson	12		1	1															
737 Dave Byington	30	1		1			1	1					20						
738 Harriette E. Byington	26		1	1															
739 Lucinda Byington	4		1	1															
740 Rose E. Byington	7		1	1															
741 Wulsey James	37		1	1			5	2		25			10						
742 Charly Beams	11	1		1															
743 Benj. Beams	7	1		1															
744 Georgianna Nail	15	1		1															
745 Josephene Johnson	15		1	1															
746 John Beams	12	1		1															
747 Edward Beams	28	1		1															
748 Margreth Beams	33		1	1															
749 Rufus Tolson	54	1		1		Farmer	30	11		72			100		200				
750 Eliza Tolson	20		1	1															
TOTALS		17	13	30			233	68	11	237	66		327		2300				




26 Census of *Sublet* County,

Choctaw Nation, 1885

NAMES.	DESCRIPTION OF PERSONS.						OCCUPATION.	LAND.	LIVE STOCK.					AGRICULTURAL PRODUCTS.				MISCELLANEOUS.	
	AGE.	Male.	Female.	Indian.	White.	Colored.		Acres under Cultivation.	No. of Horses.	No. of Mules.	No. of Cattle.	No. of Sheep.	No. of Goats.	No. of Hogs.	No. Bales of Cotton.	No. Bushels of Corn.	No. Bushels of Wheat.	No. Bushels of Oats.	OTHER INFORMATION
731 Robert Tolson	14	1		1															
732 J. Wade Tolson	72	1		1															
733 Rufus Tolson Jr.	7	1		1															
734 Thomas J. Tolson	3	1		1															
735 Algira Marshall	44		1	1															
736 Helina Marshall	4		1	1															
737 Ellina Marshall			1	1															
738 Pheby Beams	33		1	1															
739 James Beams	11	1		1			60	12	105			60		250					
740 Susan Beams	7		1	1															
741 Thomas Beams	7	1		1															
742 Ida T. Beams	6		1	1															
743 Francis Beams	4		1	1															
744 Mattie A. Beams	3		1	1															
745 Allen Archibb	33	1		1															
746 Wily Archibb	35		1	1															
747 James Hendricks	50	1		1															
748 Christopher Choat	28	1		1															citizen by marriage
749 Margritte Choat	17		1	1															
750 John Lacy	44	1		1															
751 Mandy Lacy	30		1	1															citizen by marriage
752 Lora Lacy	16		1	1															
753 Mary Lacy	13		1	1															
754 Ella Lacy	12		1	1															
755 Arena Lacy	9		1	1															
756 Josephine Lacy	7		1	1															
757 Susan Lacy	7		1	1															
758 Maryotina	55		1	1															
759 Jonas Peabody	23	1		1															
760 Sally Peabody	20		1	1															
TOTALS		11	19	22	3		100	49	218			222		950					




NAMES.	AGE.	DESCRIPTION OF PERSONS.					OCCUPATION.	LAND. Acres under Cultivation.	LIVE STOCK.						AGRICULTURAL PRODUCTS.				MISCELLANEOUS OTHER INFORMATION
		Male.	Female.	Indian.	White.	Colored.			No. of Horses.	No. of Mules.	No. of Cattle.	No. of Sheep.	No. of Goats.	No. of Hogs.	No. Bales of Cotton.	No. Bushels of Corn.	No. Bushels of Wheat.	No. Bushels of Oats.	
781 Rubin Peabody	3	1		1															
782 Wiry Peabody	1		1																
783 Charly Beams	14	1		1															
784 John Beams	8	1		1															
785 Willie Ott	28	1		1		Farmer	10	2	8			35		100					
786 Louisa Ott	27		1																
787 Samuel Ott	1	1		1															
788 Thomas L Wood	33	1			1	Farmer	100	5	2	52		175		1600		95		citizen by marriage	
789 Bissella Wood	11		1																
790 Carl Killog	5	1		1															
791 Wm H. Secar Jr	33	1			1	Farmer	25	8	29	21		25		30				citizen by marriage	
792 Lizzie Secar	48		1																
793 Alex. Blivins	17	1		1															
794 Wm H. Secar Jr	20	1		1															
795 Geo. Secar	21	1		1															
796 Charly Tracy	26	1			1	Farmer	110					35		900				citizen by marriage	
797 Frank Moncreff	2	1		1															
798 Charly Tracy Jr	11	1		1															
809 Borron Moncreff	13	1		1															
800 Wm Stanton	45	1		1		Farmer	125	2	3	45		100	6	1000					
801 Martha Stanton	29		1		1														
802 Wm H. Stanton	13	1		1															
803 Mary Stanton	10		1		1														
804 Annie Stanton	7		1		1														
805 Arthur Stanton	5	1		1															
806 Susan Stanton	3		1		1														
807 Katy Stanton	3 rd		1		1														
808 Josiah Barnett	40	1			1	Farmer	100	3	2	50		50		200				citizen by marriage	
809 Permelia Barnett	39		1		1														
810 Elixian Frazier	15		1		1														
TOTALS		19	11	20	11		1110	20	7	421	21	420	6	3530		75			



NAMES.	AGE.	DESCRIPTION OF PERSONS.					OCCUPATION.	LAND. Acres under Cultivation.	LIVE STOCK.						AGRICULTURAL PRODUCTS.			MISCELLANEOUS	
		Male.	Female.	Indian.	White.	Colored.			No. of Horses.	No. of Mules.	No. of Cattle.	No. of Sheep.	No. of Goats.	No. of Hogs.	No. Bales of Cotton.	No. Bushels of Corn.	No. Bushels of Wheat.	No. Bushels of Oats.	OTHER INFORMATION
811 Ellen Brazier	13	/	/																
812 Lizzie Sexton	110	/	/				13	H	H										
813 Solomon Benton	6	/	/																
814 Lucinda Rusley	30	/	/																
815 Louis James	7	/	/																
816 Solomon Chutimabe	17	/	/																
817 Mahombe	60	/	/				16	110	1	30	4		30		110				
818 Selina Mahombe	35	/	/																
819 Elias Mahombe	14	/	/																
820 Silis William	17	/	/																
821 Holly Willis	30	/	/																
822 James Willis	11	/	/																
823 Jane Willis	1	/	/																
824 Justin Willis	30	/	/			Farmer	3	4					110		30				
825 Macy Willis	27	/	/																
826 Silas Ward	30	/	/																
827 Lubbin Primer	30	/	/																
828 Sally Primer	29	/	/																
829 Geo. Trout	38	/	/		1	Farmer	100	2	1	30			75		600		100	citizen by marriage No License	
830 Annis Trout	16	/	/																
831 Fannie Stenton	17	/	/																
832 Sampson Bexton	32	/	/																
833 John Bexton	7	/	/																
834 Gains Bexton	7	/	/																
835 Anos Wade	50	/	/			Farmer	60	5					8					Chickasaw	
836 Annis Wade	11	/	/																
837 Nicholas Wade	38	/	/			Farmer	2	11					30		7				
838 Simon Wade	10	/	/																
839 Louisa Mishotambe	20	/	/																
840 Lizzie Mishotambe	7	/	/																
TOTALS		17	13	99	1		145 179	70	2	66	6		272		757		100		

NAMES.	DESCRIPTION OF PERSONS.						OCCUPATION.	LAND.	LIVE STOCK.						AGRICULTURAL PRODUCTS.			MISCELLANEOUS.	
	AGE.	Male.	Female.	Indian.	White.	Colored.		Acres under Cultivation.	No. of Horses.	No. of Mules.	No. of Cattle.	No. of Sheep.	No. of Goats.	No. of Hogs.	No. Bales of Cotton.	No. Bushels of Corn.	No. Bushels of Wheat.	No. Bushels of Oats.	OTHER INFORMATION.
841 Francis Westolambe	1		1	1															
842 Isreal Lewis	20	1		1															
843 Sampson Wade	30	1		1			Farmer	4	5	23			30		80				
844 Melindy Wade	16		1	1															
845 Wm. Anderson	30	1		1															
846 Betsy Anderson	25		1	1					1	2			11						
847 Amy Anderson	4		1	1															
848 Abel Anderson	1	1		1															
849 Wm. Anderson Jr	18	1		1															
850 Nancy Perryman	38		1	1															
851 Alex Black	35	1		1															
852 Willie Perryman	20	1		1															
853 James Black	31	1		1															
854 Frank Nelson	26	1		1															
855 Margrette Nelson	20		1	1															citizen by marriage
856 James A. Davis	36	1		1	1		Farmer	93	2	2	10		200		2000				citizen by marriage
857 Annie Davis	32		1	1															
858 Gillie A. Davis	13		1	1															
859 Wm. Davis	12	1		1															
860 John R. Davis	10	1		1															
861 Robert Davis	8	1		1															
862 Wainuttia Davis	6		1	1															
863 James Davis	4	1		1															
864 Geo. Davis	2	1		1															
865 Isreal McElish	24	1		1															
866 Thomas L. Lourey	40	1		1					3	3									
867 Cereary Lourey	33		1	1															
868 Thomas Lourey Jr	6	1		1															
869 Lucy Lourey	14		1	1															
870 Emma Johnson	12		1	1															
TOTALS		18	12	79	1			99	18	10			241		2080				



30 Census of *Subucney* County,

Choctaw Nation, 1885

NAMES.	AGE.	DESCRIPTION OF PERSONS.					OCCUPATION.	LAND. Acres under Cultivation.	LIVE STOCK.						AGRICULTURAL PRODUCTS.				MISCELLANEOUS. OTHER INFORMATION
		Male.	Female.	Indian.	White.	Colored.			No. of Horses.	No. of Mules.	No. of Cattle.	No. of Sheep.	No. of Goats.	No. of Hogs.	No. Bales of Cotton.	No. Bushels of Corn.	No. Bushels of Wheat.	No. Bushels of Oats.	
871 John S. Standley	41	1		1					4	1	2			80					
872 Margaret Standley	21		1		1														
873 Nancy Standley	18		1																
874 Thomas Brennan	52	1			1				2		40			100					<i>citizen by marriage</i>
875 Mary Brennan	28		1		1														
876 Nora Jones	8		1		1														
877 Sam Jones	5		1		1														
878 Farmer Jones	2		1		1														
879 Henry McEvers	33	1			1		Farmer	25	3										<i>citizen by marriage</i>
880 Sheldon Juniper	28	1			1		Mechanic	10	2	80			16						<i>" "</i>
881 Mattie Juniper	19		1		1														
882 Annie Nelson	40		1		1			8	3										<i>Chickasaw</i>
883 Phillip Nelson	5		1		1														
884 Mattie Nelson	6		1		1														
885 Cobby Nelson	1		1		1														
886 Peter Nail	20	1			1														
887 Isham Sealy	30	1			1														
888 Susan Sealy	25		1		1														
889 Lucian Sealy	6		1		1														
890 James Sealy	5		1		1														
891 Helly Sealy	7		1		1														
892 James S. Johnston	37	1			1		Farmer	52					12	1000					<i>citizen by marriage</i>
893 Mary Johnston	33		1		1														
894 Rufus Johnston	12		1		1														
895 Arthur Johnston	15		1		1														
896 Ben Grubbs	29	1			1		Farmer	40	5	4			20	800					
897 Giga Grubbs	27		1		1														
898 John Grubbs	9		1		1														
899 Buster Grubbs	7		1		1														
900 Victoria Grubbs	11		1		1														
TOTALS		18	12	25	5			142	19	13	180		228	1800					

31 Census of *Tulsa* County,

Choctaw Nation, 1885

J. H. Rice & Sons, Printers and Binders, Fort Scott, Kansas.

NAMES.	DESCRIPTION OF PERSONS.						OCCUPATION.	LAND.		LIVE STOCK.						AGRICULTURAL PRODUCTS.				MISCELLANEOUS.
	AGE.	Male.	Female.	Indian.	White.	Colored.		Acres under Cultivation.	No. of Horses.	No. of Mules.	No. of Cattle.	No. of Sheep.	No. of Goats.	No. of Hogs.	No. Bales of Cotton.	No. Bushels of Corn.	No. Bushels of Wheat.	No. Bushels of Oats.	OTHER INFORMATION.	
901 Robert Grubbs	2	1																		
902 Ben Grubbs	10	1																		
903 Fritz Siddles	24	1			1		Farmer	175	14	5	96	5		100					citizen by marriage	
904 Ed Siddles	3	1			1															
905 Levina Siddles	17		1	1																
906 James J. McAlister	42	1			1		Mdson	430	10	1	2000		100	15000			300		citizen by marriage	
907 Rebecca McAlister	45		1	1															Cherokee	
908 Judy McAlister	11		1	1																
909 J. Bunn McAlister	9	1	X	1																
910 Wm Berry McAlister	5	1		1																
911 Lynch B. Cochran	38	1			1			20	1	1	15								citizen by marriage	
912 Viola Cochran	24		1	1																
913 Lula Cochran	70	X	1	1			Farmer	4	5		4			10	30					
914 Meyashonah	20																			
915 Sally	65		1	1																
916 Jesse Carter	30	1		1			Farmer	6	5		30	15		20	300					
917 Wannie Carter	7		1	1																
918 Fannie Carter	4		1	1																
919 Rosa Carter	3		1	1																
920 Simpson James	18	1		1					1		6			9						
921 Sarah James	15		1	1										4						
922 Mary James	21		1	1					1		6			10						
TOTALS	11	10	11	18	3			635	32	13	2159	21		253	15000	330				

I hereby certify that above and fore correct copy from the original in my office. In witness Choctaw Nation

going transcript is a true and Record book now on file hereto I affixed the seal of the This 30th day of July 1886. Thompson McKinney Attest Secretary Choctaw Nation

Choctaw Nation, 1885

LAND.	LIVE STOCK.					AGRICULTURAL PRODUCTS.				MISCELLANEOUS.	
Acres under Cultivation.	No. of Horses.	No. of Mules.	No. of Cattle.	No. of Sheep.	No. of Goats.	No. of Hogs.	No. Bales of Cotton.	No. Bushels of Corn.	No. Bushels of Wheat.	No. Bushels of Oats.	OTHER INFORMATION.

*The Census of Cedar County
in the 2nd Judicial District
Choctaw Nation in the
year 1885.*

25795 INDIAN OFFICE
Incos: No. 6 1886




Census of Cedar County,

Choctaw Nation, 1885

NAMES.	AGE.	DESCRIPTION OF PERSONS.					OCCUPATION.
		Male.	Female.	Indian.	White.	Colored.	
1 Robert Mehta	40	1		1			Farmer
2 Elizabeth Mehta	40		1	1			
3 Allison Mehta	12	1		1			
4 Susan Mehta	8		1	1			
5 Matthew Davis	40	1		1			"
6 Susan Davis	25		1	1			
7 Joseph Buchanan	50	1		1			"
8 Joseph Harris	28	1		1			
9 Betty Hale	80		1	1			"
10 Nancy Hale	10		1	1			
11 Mary Hale	8		1	1			
12 Jefferson	30	1		1			
13 Kirby Jefferson	20		1	1			
14 Johnny Jefferson	2	1		1			
15 Minny Jefferson	60		1	1			
16 Mulvey Jefferson	30		1	1			
17 Peter Thompson	37	1		1			"
18 Louisiana Thompson	20		1	1			
19 Elias Thompson	18	1		1			
20 Louisa Thompson	43		1	1			
21 Sam Grazier	18	1		1			
22 Robert S. Grazier	44	1		1			"
23 Narcissa Grazier	20		1	1			
24 Noah Grazier	6	1		1			
25 Jincey Grazier	20		1	1			
26 Razeu Grazier	22	1		1			"
27 Jackson Grazier	1	1		1			
28 Isham	40	1		1			
29 Sarah	30		1	1			
30 Jackson Williams	28	1		1			
TOTALS		16	14	30			

LAND.	LIVE STOCK.					AGRICULTURAL PRODUCTS.			MISCELLANEOUS.			
	Acres under Cultivation.	No. of Horses.	No. of Mules.	No. of Cattle.	No. of Sheep.	No. of Goats.	No. of Hogs.	No. Bales of Cotton.	No. Bushels of Corn.	No. Bushels of Wheat.	No. Bushels of Oats.	OTHER INFORMATION
13	6						20		50			
5	3			6			35					
12	3			12			20	1/2	35			
1							11					
4	6			3			25	1/2	40			
8	4	1		10			8		75			
				60			30					
	2			12			25					
	8											
41	28			103			184	1	200			



J. H. Rice & Sons, Printers and Binders, Fair Haven, Kansas.


NAMES.	AGE.	DESCRIPTION OF PERSONS.					OCCUPATION.	LAND. Acres under Cultivation.	LIVE STOCK.					AGRICULTURAL PRODUCTS.				MISCELLANEOUS. OTHER INFORMATION.
		Male.	Female.	Indian.	White.	Colored.			No. of Horses.	No. of Mules.	No. of Cattle.	No. of Sheep.	No. of Goats.	No. of Hogs.	No. Bales of Cotton.	No. Bushels of Corn.	No. Bushels of Wheat.	
31. Nototh Williams	30	1	1															
32. Alexander Reed	28	1		1			Farmer	3	2		2			2	20			
33. Inis Reed	25	1		1														
34. Billy Williams	25	1		1			"	10	1		15				35			
35. Solly Williams	24	1		1														
36. Solly Billy	18	1		1														
37. Issaijana Harris	50		1	1			"	5	1				10	30				
38. Phillip Good	47	1		1					1				10	20				
39. Julia Good	20		1	1														
40. Adam Good	1	1		1														
41. Sampson Jefferson	50	1		1			"	7	3				12	40				
42. Agnis Jefferson	30		1	1														
43. Eliza Jefferson	12		1	1														
44. Jim Jefferson	4	1		1														
45. Johnson Wesley	30	1		1			"	4	1				10	30				
46. Minny Wesley	25		1	1														
47. Vinny Wesley	5		1	1														
48. Edward Wesley	1	1		1														
49. John Taylor	35	1		1			"	8	1					10				
50. Margaret Taylor	40		1	1														
51. Nancy Taylor	20		1	1														
52. Joseph Taylor	14	1		1														
53. Absalom Taylor	13	1		1														
54. Lismon Taylor	3	1		1														
55. Vinny Taylor	2		1	1														
56. William Dillis	44	1		1			"	4	2				4	30				
57. Susan Dillis	45		1	1														
58. Ellen Dillis	12		1	1														
59. Mary Dillis	11		1	1														
60. Edna Dillis	9		1	1														
TOTALS		18	17	30				41	12		19		48	215				

Census of Cedar County,

Choctaw Nation, 1885.

M. Mace & Sons, Printers and Binders, Fort Scott, Kansas.

NAMES.	AGE.	DESCRIPTION OF PERSONS.					OCCUPATION.	LAND.		LIVE STOCK.					AGRICULTURAL PRODUCTS.				MISCELLANEOUS.
		Male.	Female.	Indian.	White.	Colored.		Acres under Cultivation.	No. of Horses.	No. of Mules.	No. of Cattle.	No. of Sheep.	No. of Goats.	No. of Hogs.	No. Bales of Cotton.	No. Bushels of Corn.	No. Bushels of Wheat.	No. Bushels of Oats.	OTHER INFORMATION
61 Bishop Lillis	2	1		1															
62 Josiah Lillis	4	1		1															
63 Stewart Jefferson	25	1		1				9				20							
64 Betsy Jefferson	16		1	1															
65 Peter Jefferson	35	1		1		Farmer	10	5				40		30					
66 Betsy Jefferson	30		1	1															
67 Myrmy Jefferson	5		1	1															
68 Sissy Jefferson	4		1	1															
69 Shepherd Jefferson	2	1		1															
70 Sizer Jefferson	1	1		1															
71 Solomon Campbell	28	1		1			8	2				10	1	30					
72 Arvelium Campbell	28		1	1				1											
73 David Campbell	10	1		1															
74 Philiston Campbell	6	1		1															
75 Louis Campbell	5	1		1															
76 John Campbell	2		1	1															
77 Reuben Jackson	43	1		1			40	10	2	60		50	8	200					
78 Nancy Jackson	43		1	1															
79 Jincy Jackson	16		1	1															
80 Mary Harlin	50	1		1			3	3				15		60					
81 Raden Harlin	13	1		1			6	6				6							
82 Millissa Wilson	50		1	1															
83 Jimmy Wilson	10	1		1															
84 Charles Peter	28	1		1															
85 Sinah Peter	25		1	1															
86 Molly Peter	9		1	1															
87 Jimmy Peter	1	1		1															
88 Thomas Peter	70	1		1															
89 Sampson Michetabe	30	1		1				1											
90 Betsy Meche take	40		1	1															
TOTALS		18	12	30			67	37	2	60		141	9	320					



J. H. Mace & Sons, Printers and Binders, East Scott, Kansas.

NAMES.	DESCRIPTION OF PERSONS.						OCCUPATION.	LAND.		LIVE STOCK.						AGRICULTURAL PRODUCTS.			MISCELLANEOUS.
	AGE.	Male.	Female.	Indian.	White.	Colored.		Acres under Cultivation.	No. of Horses.	No. of Mules.	No. of Cattle.	No. of Sheep.	No. of Goats.	No. of Hogs.	No. Bales of Cotton.	No. Bushels of Corn.	No. Bushels of Wheat.	No. Bushels of Oats.	OTHER INFORMATION
91 Mullis Michetabe	14	1		1															
92 Betsy Michetabe	11		1	1															
93 Sissy Michetabe	10		1	1															
94 Moses Michetabe	2	1		1															
95 Simon Thompson	33	1		1			Farmer	4	6	30		30	1/2	80					
96 Lucy Thompson	30		1	1															
97 Eaton Thompson	14	1		1															
98 Henry Thompson	12	1		1															
99 Agnes Thompson	11		1	1															
100 Emma Thompson	8		1	1															
101 Frances Thompson	1		1	1															
102 Joseph Thompson	24	1		1				20	1	6		30							
103 Aaron Frazier	33	1		1				10	20	150	30	300		50					
104 Jenny Frazier	25		1	1					3	25		10							
105 Martha Frazier	4		1	1															
106 Mary Frazier	60		1	1					10	200	12	350							
107 Lisway Frazier	8		1	1					3	10		40							
108 Lizzie Frazier	6		1	1															
109 Stephen Frazier	32	1		1				15	8	30		50		100					
110 Levissy Frazier	28		1	1								10							
111 Harris Frazier	7	1		1															
112 Eliza Frazier	4		1	1															
113 Eliza Ann Frazier	30		1	1					1			25							
114 Nichols Pickens	30	1		1				5	2										
115 Polly Pickens	30		1	1															
116 Ellen Pickens	6		1	1															
117 Dickson Pickens	1	1		1															
118 Henry LeFlora	17	1		1					2			10							
119 Edmund LeFlora	45	1		1				33	12	125		100		240					
120 Michael LeFlora	15	1		1															
TOTALS		14	16	30				90	68	566	42	955	1/2	170					

Census of Cedar County,

Choctaw Nation, 1885

NAMES.	AGE.	DESCRIPTION OF PERSONS.					OCCUPATION.	LAND.		LIVE STOCK.						AGRICULTURAL PRODUCTS.				MISCELLANEOUS.
		Male.	Female.	Indian.	White.	Colored.		Acres under Cultivation.	No. of Horses.	No. of Mules.	No. of Cattle.	No. of Sheep.	No. of Goats.	No. of Hogs.	No. Bales of Cotton.	No. Bushels of Corn.	No. Bushels of Wheat.	No. Bushels of Oats.	OTHER INFORMATION.	
121 Susan L. Flore	10		1	1																
122 Osborne L. Flore	6	1		1																
123 Mary Ann L. Flore	4		1	1																
124 Nancy L. Flore	1		1	1																
125 Marcha L. Flore	30		1	1																
126 Campbell H. Frazier	45	1				Farmer	25	8	1	50	20	3	260		150	150				
127 Anna Frazier	30		1	1			15	4		45	20		110		75					
128 Frank Frazier	13	1		1																
129 Mary Salahamatukku	25		1	1					2											
130 Jane Garland	25		1	1					1				13							
131 Edmond Garland	5	1		1																
132 Rena Garland	3		1	1																
133 Drisiny Garland	1		1	1																
134 Wallace Jefferson	52	1		1			7	3		9			100		160					
135 Betsy Jefferson	48		1	1																
136 Josiah Jefferson	15	1		1																
137 Isaac Jefferson	1	1		1																
138 Morris Jefferson	3	1		1																
139 Gilbert Shoteau	25	1		1			7	2					10		140					
140 Sophia Shoteau	20		1	1																
141 Lawson Harrison	25	1		1			10	3					40	1	60					
142 Rhoda Harrison	20		1	1																
143 John Hickman	25	1		1																
144 Sely Hickman	22		1	1																
145 Taylor Hickman	3	1		1																
146 Nancy Hickman	1		1	1																
147 Elizabeth Thomas	45		1	1			13			6			10		20					
148 William Thomas	6	1		1			6			4			60							
149 Cleau Thomas	30		1	1																
150 Isaac A. Billy	27	1		1			6	2		29			35		85					
TOTALS		14	16	30			89	25	1	143	40	3	638	1	590	150				


J. H. Rice & Sons, Printers and Binders, Fort Scott, Kansas.

NAMES.	AGE.	DESCRIPTION OF PERSONS.					OCCUPATION.	LAND.		LIVE STOCK.					AGRICULTURAL PRODUCTS.			MISCELLANEOUS.	
		Male.	Female.	Indian.	White.	Colored.		Acres under Cultivation.	No. of Horses.	No. of Mules.	No. of Cattle.	No. of Sheep.	No. of Goats.	No. of Hogs.	No. Bales of Cotton.	No. Bushels of Corn.	No. Bushels of Wheat.	No. Bushels of Oats.	OTHER INFORMATION
151 Emily Billy	11	1	1																
152 Ely Billy	3	1																	
153 Esthena Campbell	45		1	1			Farmer	2								5			
154 Joshua Campbell	27	1		1															
155 Davis Frazier	40	1		1			"	20	14	60	7	200		100					
156 Cetsy Frazier	40		1	1															
157 Jimmy Frazier	10	1		1															
158 Joseph Frazier	28	1		1					1	5		15		75					
159 Emily Frazier	24		1	1															
160 Lida Frazier	1		1	1															
161 Elizabeth Loma	30		1	1															
162 John Loma	7	1		1															
163 Lilly Loma	1		1	1															
164 Wallace Dakabe	30	1		1			"	20		30		150		160					
165 Jenny Dakabe	40		1	1															
166 Sam Henderson	26	1		1			"	6											
167 Sinah Henderson	50		1	1			"		1	5		15							
168 Phebe Lewis	30		1	1			"	8	1			6		40					
169 Salina Lewis	13		1	1															
170 Gilbert Lewis	10	1		1															
171 Stephen Whitaya	49	1		1															
172 Lawrence Williams	33	1		1			"	10	1	3		10		30					
173 Mary Williams	7		1	1															
174 Robert Jackson	19	1		1			"	3	1			20							
175 Millissa Jackson	20		1	1															
176 Silas Bacon	20	1		1															
177 Izabella Bacon	16		1	1			"	2	2	3	3	5							
178 Jackson Barney	24	1		1															
179 Willy Bagby	16	1		1															
180 Nakesh Mchambi	50	1		1															
TOTALS		16	14	30				71	21	103	10	421		110					

Census of Cedar County,

Choctaw Nation, 1885

NAMES.	AGE.	DESCRIPTION OF PERSONS.					OCCUPATION.	LAND.		LIVE STOCK.					AGRICULTURAL PRODUCTS.			MISCELLANEOUS.	
		Male.	Female.	Indian.	White.	Colored.		Acres under Cultivation.	No. of Horses.	No. of Mules.	No. of Cattle.	No. of Sheep.	No. of Goats.	No. of Hogs.	No. Bales of Cotton.	No. Bushels of Corn.	No. Bushels of Wheat.	No. Bushels of Oats.	OTHER INFORMATION.
181 Ellis Nelson	35	1		1			Farmer	18	7		20			50		170			
182 Lizzie Nelson	22		1		1														
183 Devina Nelson	3		1		1														
184 Ellena Nelson	2		1		1														
185 Bessy Nelson	2		1		1														
186 John Willis	60	1			1		"	4	1				2	1	20				
187 Inapesatimma	45		1		1														
188 Josephus	10	1			1														
189 Wilson Loman	54	1			1				1				25						
190 Emv Loman	18		1		1								12						
191 Phillip Noah	55	1			1		"	10	3				10	3	90				
192 Becky Noah	17		1		1														
193 John James	52	1			1		"	8	1				20		60				
194 Loraine James	3	1			1														
195 James Jacob	24	1			1		"		1				30						
196 Samuel Noah	29	1			1		"	3	1				8						
197 Izabella Noah	22		1		1								15						
198 Frances Noah	15		1		1								15						
199 George Washington	30	1			1		"	9	2		3		10		10				
200 Millissa Washington	35		1		1														
201 Lucy Ann Washington	5		1		1														
202 Emcy Washington	4		1		1														
203 Joseph Birch	30	1			1		"	13	1				5						
204 Ina Birch	5		1		1														
205 Simon Thomas	30	1			1		"	8	2				10						
206 Belin Thomas	35		1		1														
207 Josiah Thomas	13	1			1														
208 Jazy Thomas	10		1		1														
209 Solomon Thomas	5	1			1														
210 Simpson Thomas	1	1			1														
TOTALS		15	15		36			73	20		23		212	4	350				



8

Census of

County,

Choctaw Nation, 1885

J. H. Rice & Sons, Printers and Binders, Fort Scott, Kansas.

NAMES.	AGE.	DESCRIPTION OF PERSONS.					OCCUPATION.	LAND.		LIVE STOCK.						AGRICULTURAL PRODUCTS.				MISCELLANEOUS.
		Male.	Female.	Indian.	White.	Colored.		Acres under Cultivation.	No. of Horses.	No. of Mules.	No. of Cattle.	No. of Sheep.	No. of Goats.	No. of Hogs.	No. Bales of Cotton.	No. Bushels of Corn.	No. Bushels of Wheat.	No. Bushels of Oats.	OTHER INFORMATION.	
211 Abel North	25	1		1																
212 Joseph Lewis	18	1		1		Farmer	5	11				11								
213 Joseph Hale	16	1		1																
214 William Luce	35	1		1		"	15	11				30	2	50						
215 Bethuy Luce	26		1	1																
216 Eliza Luce	18		1	1																
217 Lewis Luce	15	1		1																
218 Ellen Luce	5		1	1																
219 Amos Wallace	40	1		1			8	8					2	50						
220 Louisa Wallace	25		1	1								11								
221 Johnny Wallace	15	1		1				6				8								
222 Elsie Wallace	50		1	1			15	11	60			100	3	100						
223 Campbell Wesley	20	1		1			8	2	30	1		25		60						
224 Kanchihona	35		1	1				2	5			10								
225 Lermy Kanchihona	13		1	1				1	3			7								
226 Ellington Hopson	20	1		1								6								
227 Lemmy Hopson	24		1	1				1	11			11								
228 Alfred Hopson	8	1		1																
229 Vermy Hopson	6		1	1																
230 Phibe Hopson	4		1	1																
231 Gillam Hopson	5	1		1																
232 John Hopson	22	1		1																
233 Hilway Hopson	25		1	1				4												
234 Logan Hopson	4		1	1																
235 Davis Hopson	3	1		1																
236 Rosen Hopson	16	1		1																
237 Mary Ann Hopson	18		1	1																
238 Betty Hopson	3		1	1																
239 Sally Hopson	50		1	1			7	1				6								
240 Stephen Payne	22	1		1				1				6								
TOTALS		15	15	30			53	35	109	1		303	7	300						

J. H. Rice & Sons, Printers and Binders, Fort Scott, Kansas.

NAMES.	AGE.	DESCRIPTION OF PERSONS.					OCCUPATION.	LAND.		LIVE STOCK.						AGRICULTURAL PRODUCTS.				MISCELLANEOUS.
		Male.	Female.	Indian.	White.	Colored.		Acres under Cultivation.	No. of Horses.	No. of Mules.	No. of Cattle.	No. of Sheep.	No. of Goats.	No. of Hogs.	No. Bales of Cotton.	No. Bushels of Corn.	No. Bushels of Wheat.	No. Bushels of Oats.	OTHER INFORMATION	
241 Williams, Sahuabe	22	1		1				5	5	1			30							
242 Emma Sahuabe	22		1																	
243 Nelson Wesley	18	1																		
244 Garvin Bacon	22	1							1				10		35					
245 Silas Mulling	17	1																		
246 James Mulling	38	1						5	1						40					
247 Oklohona Mulling	30		1																	
248 Johnson Mulling	3	1																		
249 Martha Mullin	2		1																	
250 John Billy	60	1						60					1							
251 Lyman Billy	12	1																		
252 Martha Billy	30		1																	
253 David Billy	2	1																		
254 Forest Nihka	56	1						6	1											
255 James Nihka	40	1												1	35					
256 Solomon Nihka	19	1																		
257 Joel Nihka	1		1																	
258 Morris Tom	24	1						4	3				15		15					
259 Suckey Tom	20		1						4					2	10					
260 Benson Tom	1	1																		
261 James Louis	25	1						3	3				15		15					
262 Viccy Louis	25		1																	
263 Ben Bacon	20	1							1				16							
264 Mary Garland	30		1						2				25							
265 Susan Garland	3	1																		
266 Sybel Garland	2		1																	
267 Jenny Garland	1		1																	
268 Sasin Houston	40	1						35	10	20			50	2 1/2	150					
269 Aicy Houston	35		1																	
270 Isaac Billy	22	1																		
TOTALS		19	11	30				118	31	22			205	4	300					

Census of Cedar County,

Choctaw Nation, 1885

J. H. Rice & Sons, Printers and Binders, Fort Scott, Kansas.

NAMES	AGE	DESCRIPTION OF PERSONS.					OCCUPATION.	LAND.	LIVE STOCK.						AGRICULTURAL PRODUCTS.				MISCELLANEOUS.
		Male.	Female.	Indian.	White.	Colored.		Acres under Cultivation.	No. of Horses.	No. of Mules.	No. of Cattle.	No. of Sheep.	No. of Goats.	No. of Hogs.	No. Bales of Cotton.	No. Bushels of Corn.	No. Bushels of Wheat.	No. Bushels of Oats.	OTHER INFORMATION.
271 Samuel Nehka	38	1		1			Farmer	5	1		1			20		30			
272 Sarah Nehka	31		1	1															
273 Susan Nehka	17		1	1															
274 Louisa Nehka	7		1	1															
275 Anna Nehka	5		1	1															
276 Daniel Nehka	4	1		1															
277 Betsy Tom	40		1	1															
278 Martha Tom	7		1	1															
279 Louisa Tom	15		1	1															
280 Thompson Tom	1	1		1															
281 Mary Fortis	65		1	1				10	1					8					
282 Nancy Pesatokabe.	65		1	1				2	1					12					
283 Emma Pesatokabe	30		1	1															
284 John Pesatokabe	41	1		1															
285 Hilley Jacob	50		1	1															
286 William Billy	16	1		1															
287 Lawson Billy	8	1		1															
288 John Billy	34	1		1															
289 Betsy Billy	48		1	1															
290 Eliza Gibson	30		1	1															
291 Stanton Gibson	6	1		1															
292 Carlo Gibson	1	1		1															
293 Jameson Tom	34	1		1															
294 Melissa Tom	30		1	1															
295 Jim Tom	15	1		1															
296 Columbus Tom	75	1		1															
297 Joel Tom	9	1		1															
298 Betty Tom	6		1	1															
299 Jessy Tom	5	1		1															
300 Sarah Tom	1		1	1															
TOTALS		14	16	30				27	11	18			65		30				

11 Census of *Cedar* County,

Choctaw Nation, 1885


NAMES.	AGE.	DESCRIPTION OF PERSONS.					OCCUPATION.	LAND.	LIVE STOCK.						AGRICULTURAL PRODUCTS.			MISCELLANEOUS.	
		Male.	Female.	Indian.	White.	Colored.		Acres under Cultivation.	No. of Horses.	No. of Mules.	No. of Cattle.	No. of Sheep.	No. of Goats.	No. of Hogs.	No. Bales of Cotton.	No. Bushels of Corn.	No. Bushels of Wheat.	No. Bushels of Oats.	OTHER INFORMATION
301 Joseph Wesley	38	1		1			Farmer	29	3				23		60				
302 Eliza Wesley	32		1				"		1		3		25						
303 Conny Wesley	8		1				"												
304 Charles Wesley	11	1					"												
305 Phenny Wesley	10		1				"												
306 Sybel Wesley	5		1				"												
307 Minnie Wallace	30		1				"												
308 Stephen Wallace	16	1					"	5	2				7		10				
309 Syngton Wallace	11	1					"												
310 Mary Ann Wallace	8		1				"												
311 Johnson Willis	30	1					"												
312 Niddy Willis	8	1					"	8	6		7		27	2	130				
313 Liza Ann Willis	2		1				"												
314 Samuel Sabor	38	1					"	7	3										
315 Metesho Battiest	13	1					"		1										
316 Kasin Battiest	10	1					"												
317 Cephus Solomon	30	1					"	7	1				10	2	10				
318 Christiana Solomon	28		1				"												
319 Nancy Solomon	5		1				"												
320 Smallwood Solomon	1	1					"												
321 Daniel Aulman	38	1					"												
322 Nancy Ottemma	45		1				"		2				15						
323 Ben Frazier	25	1					"	9	11	18			36	2	100				
324 Susan Frazier	27		1				"	5	4				35		160				
325 Isaac Frazier	5	1					"												
326 Thompson Frazier	3	1					"												
327 Davis Frazier	2	1					"												
328 Graham	34	1					"												
329 Susan Graham	30		1				"	8	1				5	2	40				
330 Wilborns Graham	11	1					"		1										
TOTALS	18	12	30					89	33	28			290	5	510				

Census of *Bedaw* County,

Choctaw Nation, 1885.


J. H. Rice & Sons, Printers and Binders, Fort Worth, Tex.

NAMES.	AGE.	DESCRIPTION OF PERSONS.					OCCUPATION.	LAND.		LIVE STOCK.						AGRICULTURAL PRODUCTS.				MISCELLANEOUS.
		Male.	Female.	Indian.	White.	Colored.		Acres under Cultivation.	No. of Horses.	No. of Mules.	No. of Cattle.	No. of Sheep.	No. of Goats.	No. of Hogs.	No. Bales of Cotton.	No. Bushels of Corn.	No. Bushels of Wheat.	No. Bushels of Oats.	OTHER INFORMATION.	
331 William Graham	7	1		1																
332 Willy Graham	3	1		1																
333 Wade Graham	4	1		1																
334 Eyachubbe	16	1		1		Farmer	15	6	60											
335 Ishlimicki Eyachubbe	67			1																
336 Siy Eyachubbe	30			1																
337 Rincy Eyachubbe	7			1																
338 Wmuh Eyachubbe	5			1																
339 John Colbert	30	1																		
340 Simah Colbert	28			1			7	1					2				30			
341 Joshua Colbert	9	1																		
342 Charles Colbert	7	1																		
343 Martha Colbert	5			1																
344 Jack Battiest	77	1				Farmer	62	30	8	500				50			500			
345 Maile Battiest	55			1																
346 Rincy Battiest	12			1																
347 Jane Battiest	10			1																
348 Calborn Battiest	28	1																		
349 Siclian Battiest	20			1			10	3		5				20			10			
350 Isaac Battiest	4	1																		
351 Elizabeth Battiest	1			1																
352 Nelson Smith	37	1																		
353 Wally Smith	33	1					24	7						3	1/2		50			
354 Selway Smith	17			1																
355 Wacy Smith	13			1																
356 Wansy Smith	4			1																
357 Santia Smith	1			1																
358 James Smith	36	1																		
359 Betsy Smith	5			1																
360 Allen Hampton	28	1																		
TOTALS	14	16	30				115	47	5	169				232	1/2		890			



J. H. Rice & Sons, Printers and Binders, Fort Scott, Kansas

NAMES.	DESCRIPTION OF PERSONS.						OCCUPATION.	LAND.	LIVE STOCK.						AGRICULTURAL PRODUCTS.			MISCELLANEOUS.	
	AGE.	Male.	Female.	Indian.	White.	Colored.		Acres under Cultivation.	No. of Horses.	No. of Mules.	No. of Cattle.	No. of Sheep.	No. of Goats.	No. of Hogs.	No. Bales of Cotton.	No. Bushels of Corn.	No. Bushels of Wheat.	No. Bushels of Oats.	OTHER INFORMATION
361 Eliza Hampton	35		1																
362 Henry Hampton	3	1																	
363 Melina Hampton	1		1																
364 Cornelius Hampton	45	1					farmer	5	2	3			5		10				
365 Mary Hampton	40		1																
366 Edmund Bowen	53	1											30		100				
367 Sally Bowen	40		1																
368 Watson Bowen	15	1																	
369 Martha Bowen	4		1																
370 Sophia Wesley	68		1																
371 Vinny Wesley	32		1																
372 Georcy William	14		1																
373 Mary Jefferson	5		1																
374 Simon Jefferson	44	1																	
375 Robert Wake	45	1						45	1				5		60				
376 Wiece Wake	35	1							1	30		100							
377 Anna Wake	20		1									3							
378 William Wake	80	1						15	10	35		50		30					
379 Edna Wake	27		1						4	10		30							
380 Lericy Wake	25		1						3	30									
381 Luricy Wake	11		1						1	1									
382 Policy Wake	3		1									5							
383 Lewis Noatubbe	38	1						7	3	10		10		50					
384 Sophia Noatubbe	7		1																
385 Selie Noatubbe	45		1																
386 Bincy Noatubbe	6		1																
387 Pilda Noatubbe	5		1																
388 Grant Noatubbe	3	1																	
389 England Noatubbe	1	1																	
390 Sampson Camp	38	1																	
TOTALS	12	12	30					32	33	114		233		270					



14 Census of Cedar County,

Choctaw Nation, 1885.

NAMES.	AGE.	DESCRIPTION OF PERSONS.					OCCUPATION.	LAND.		LIVE STOCK.					AGRICULTURAL PRODUCTS.			MISCELLANEOUS.	
		Male.	Female.	Indian.	White.	Colored.		Acres under Cultivation.	No. of Horses.	No. of Mules.	No. of Cattle.	No. of Sheep.	No. of Goats.	No. of Hogs.	No. Bales of Cotton.	No. Bushels of Corn.	No. Bushels of Wheat.	No. Bushels of Oats.	OTHER INFORMATION.
381 Lucy Felik Katubby	53	1		1															
382 William Felik Katube	30	1		1				1				15							
383 Sully McKinzie	22		1																
394 Nancy McKinzie	5		1																
395 Mack McKinzie	4		1																
396 Selia McKinzie	2		1																
397 Gilbert Felik Katube	28	1		1		Farmer	7	2				25		30					
398 Nancy Felik Katube	25		1																
399 Celia Ann Felik Katube	5		1																
400 Lizzie Ann Felik Katube	2		1																
401 Sucky Felik Katube	2		1																
402 William H. Harkins	53	1		1			3					5							
403 William Harkins	30	1		1															
404 Mary Harkins	38		1																
405 Mark Homma	35	1		1			4	1						50					
406 Sophia Homma	35		1																
407 Paul Homma	17	1		1															
408 Lucampri Homma	12	1		1															
409 Jesse Homma	7	1		1															
410 Turner Cole	31	1		1			3	1				10		60					
411 Elizabeth Cole	25		1																
412 Jincy Cole	2		1																
413 Simmsy Cole	7		1																
414 Eliza Ann Cole	3		1																
415 Thomas Anotabe	36	1		1			6					5							
416 Susan Anotabe	26		1																
417 Selway Anotabe	16		1																
418 Johnson Anotabe	6	1		1															
419 Simon Anotabi	4	1		1															
420 Cornelius James	30	1		1			3												
TOTALS		14	16	30				16	5			60		160					

Census of *Adair* County,

Choctaw Nation, 1885.

J. M. Rice & Sons, Printers and Binders, Fort Scott, Kansas

NAMES.	AGE.	DESCRIPTION OF PERSONS.					OCCUPATION.	LAND.		LIVE STOCK.						AGRICULTURAL PRODUCTS.			MISCELLANEOUS.
		Male.	Female.	Indian.	White.	Colored.		Acres under Cultivation.	No. of Horses.	No. of Mules.	No. of Cattle.	No. of Sheep.	No. of Goats.	No. of Hogs.	No. Bales of Cotton.	No. Bushels of Corn.	No. Bushels of Wheat.	No. Bushels of Oats.	OTHER INFORMATION.
421 Julia Ann James	32		1	1															
422 Nicholas Cole	40	1		1		Farmer	5	2	4			6		10					
423 Solon Cole	14	1		1															
424 Harrison Cole	9	1		1															
425 James Cole	3	1		1															
426 Stephen Yakmishkale	30	1		1			2	5				15		20					
427 Mary Yakmishkale	38		1	1															
428 Davidson Yakmishkale	17	1		1															
429 Calvin Yakmishkale	16	1		1															
430 Timothy Yakmishkale	1	1		1															
431 Batey Camp	65		1	1															
432 Mulsey Camp	65		1	1			8	2				20		20					
433 Nelson Cole	22	1		1								10							
434 Robinson Cole	18	1		1								6							
435 Batsy Cole	18		1	1															
436 Sinah Cole	1		1	1															
437 Allen Cole	6	1		1															
438 Joseph Cole	7	1		1															
439 Wesley Sherrerd	37	1		1			6	1				27		80					
440 Martha Sherrera	27		1	1															
441 Dilway	50		1	1				2	10			25							
442 William Lee	35	1		1			9												
443 Rosie Lee	36		1	1															
444 Houston Lee	15	1		1															
445 Calisse Lee	11		1	1															
446 Abel Collins	40	1		1			2	1	8			6		10					
447 Stephen Cole	40	1		1			4	4	8			7		20					
448 Mulsey Cole	27		1	1					1										
449 Francis Cole	3		1	1															
450 Galamahona	50		1	1			12	6				50		15					
TOTALS		12	13	30			41	23	31			112		145					


16

Census of Cedar County,

Choctaw Nation, 1883

J. H. Rice & Sons, Printers and Binders, Fort Scott, Kansas.

NAMES.	AGE.	DESCRIPTION OF PERSONS.					OCCUPATION.	LAND.		LIVE STOCK.					AGRICULTURAL PRODUCTS.				MISCELLANEOUS.
		Male.	Female.	Indian.	White.	Colored.		Acres under Cultivation.	No. of Horses.	No. of Mules.	No. of Cattle.	No. of Sheep.	No. of Goats.	No. of Hogs.	No. Bales of Cotton.	No. Bushels of Corn.	No. Bushels of Wheat.	No. Bushels of Oats.	OTHER INFORMATION
450. A. Wallace	14	1																	
451. Baley	18		1	1															
452. Isham	8	1		1															
453. John M. Sherrard	43	1		1		Farmer	25	2	2			20		150					
454. Biggy Sherrard	30		1	1															
455. Josephus Sherrard	14	1		1															
456. Hershey Camp	29	1		1			9	3	8			40		20					
457. Eacy Camp	30		1	1															
458. Pesta-hotema	60		1	1															
459. Emma	18		1	1															
460. Joseph Walker	29	1		1			5	2	5			20		30					
461. Eliza Ann Walker	31		1	1			4	1	8			10							
462. Emphy Walker	9		1	1															
463. Davick Walker	3	1		1															
464. Emeline Walker	1		1	1															
465. Gaston Cole	68	1		1				1				20							
466. Elision	19	1		1			9	2	4			6							
467. Cerniak Cole	18		1	1				1	11			30							
468. Stoick Armer	39	1		1			3												
469. Minny Armer	25		1	1															
470. Frances Armer	9		1	1															
471. Wallery Armer	27	1		1															
472. Eliza Ann Armer	6		1	1															
473. Herbert Armer	2	1		1															
474. Harris Anotabe	24	1		1				2				20		10					
475. Eve Anotabe	24		1	1				1											
476. Salina	16		1	1															
477. Washington Baldwin	47	1		1			5	6	50			70		100					
478. Salina Baldwin	45		1	1															
479. Ely Baldwin	16	1		1															
TOTALS		15	15	30				52	22	111		136		300					



Census of *Cochar* County,

Choctaw Nation, 1885

J. H. Rick & Sons, Printers and Binders, Fort Scott, Kansas.

NAMES.	DESCRIPTION OF PERSONS.						OCCUPATION.	LAND.	LIVE STOCK.					AGRICULTURAL PRODUCTS.				MISCELLANEOUS	
	AGE.	Male.	Female.	Indian.	White.	Colored.		Acres under Cultivation.	No. of Horses.	No. of Mules.	No. of Cattle.	No. of Sheep.	No. of Goats.	No. of Hogs.	No. Bales of Cotton.	No. Bushels of Corn.	No. Bushels of Wheat.	No. Bushels of Oats.	OTHER INFORMATION
481 Ann Lucy Baldwin	13		1	1															
482 Elias Baldwin	9	1																	
483 Sam Baldwin	14	1																	
484 James Baldwin	1	1																	
485 Hotchubbe	54	1					Farmer	5	2	5		11			50				
486 Katalia Hotchubbe	35		1	1															
487 Charles Pisahmatake	45	1					"		2				5						
488 Frances Pisahmatake	50		1	1															
489 Thomas Pisahmatake	14	1																	
490 Goodman McKinzie	27	1					"	6	2				15		20				
491 Celia Ann McKinzie	25		1	1															
492 Eiden Nelson	35	1					"	7	2	1			35		52				
493 Susan Nelson	22		1	1															
494 Robert Nelson	1	1																	
495 Isham Fletcher	50	1					"												
496 Emily McKinzie	35		1	1					5				10						
497 Elsie McKinzie	4		1	1															
498 Barton Jones	56	1					"	45	10	350			50						
499 Lincy Jones	33		1	1															
500 James Tom	70	1							1										
501 Narcissa Tom	50		1	1															
502 Boney Tom	75		1	1															
503 William Nelson	42	1					"	11		10			35		15				
504 Celia Nelson	17		1	1															
505 Absalom Nelson	5	1																	
506 Ervin Green	36	1					"		4				30						
507 Tennessee Green	19		1	1															
508 Willy Yakambe	36	1					"	1	6				23						
509 Emeline Hotchubbe	1		1	1															
510 Ann Yakambe	60		1	1			"	0	6				20						
TOTALS		16	14	50				76	40	376		127		165					




Census of *Choctaw* County,

Choctaw Nation, 1885

J. W. Kren & Sons, Printers and Binders, Fort Scott, Kansas.

NAMES.	AGE.	DESCRIPTION OF PERSONS.					OCCUPATION.	LAND. Acres under Cultivation.	LIVE STOCK.						AGRICULTURAL PRODUCTS.				MISCELLANEOUS. OTHER INFORMATION.
		Male.	Female.	Indian.	White.	Colored.			No. of Horses.	No. of Mules.	No. of Cattle.	No. of Sheep.	No. of Goats.	No. of Hogs.	No. Bales of Cotton.	No. Bushels of Corn.	No. Bushels of Wheat.	No. Bushels of Oats.	
511 Emmet Yakanick	10	1		1															
512 Susan Lavenport	30		1	1			70	70	2	300	10		20		100				
513 Sarah Lavenport	18		1	1															
514 Sallie	60		1	1															
515 Fines Lavenport	18		1	1				4		30			50						
516 Mays Lavenport	4		1	1															
517 Lericy	6		1	1															
518 Sampson Morris	17	1		1			8	1					20						
519 George Lavenport	28	1		1			2	20		300	50		100		100				
520 Ellen Lavenport	40		1	1						3									
521 Baggie Lavenport	5		1	1				1		6			10						
522 Wesley Edwards	25	1		1				1											
523 E. M. Enrage	34	1		1				1		150									
524 Euiah Overage	17		1	1				2		4			1						
525 Charly Hickman	36	1		1				3							200				
526 Dixon Battiest	38	1		1			6	4					15		40				
527 Martha Battiest	38		1	1															
528 Stephen Battiest	8	1		1															
529 Alexander Green	57	1		1			16	8		11			20		300				
530 Arizona Green	70		1	1															
531 Sally Green	8		1	1															
532 Jacob Green	10	1		1															
533 Harly Green	5		1	1				2											
534 Lizzie Green	3		1	1															
535 Gilbert Jefferson	28	1		1			1						7		00				
536 Bickey Jefferson	33		1	1															
537 Mutton Jefferson	2	1		1															
538 Robert Jefferson	1	1		1															
539 Lehi Matqua	70		1	1			12	8		13	5		20		12				
540 Sely	19		1	1				5		5			3						
TOTALS		14	16	3			118	141	2	22	95		322		472				



J. W. Rice & Sons, Printers and Binders, Fort Scott, Kansas.

NAMES.	AGE.	DESCRIPTION OF PERSONS.					OCCUPATION.
		Male.	Female.	Indian.	White.	Colored.	
541 Sophia Chenatona	3		1	1			
542 Marnice	13		1	1			
543 Mattatona	30		1	1			
544 Levi	10	1		1			
545 Beviere	5	1		1			
546 Johnson Servant	35	1		1		Farmer	
547 Colin Servant	35	1		1			
548 Phebe Servant	17	1		1			
549 Belinda Servant	13	1		1			
550 Peter Servant	46	1		1			
551 Jefferson Davis	42	1		1			
552 Eldin Davis	40	1		1			
553 Thomas Davis	7	1		1			
554 Maria B. Willis	40	1		1			
555 Kinsey Willis	20	1		1			
		7	5	15			

The Census of Cedar County contains a population of 555 souls - consisting of 281 males and 274 females. That in the year 1884 there were in cultivation in said County 1243 acres of land. That the stock rolls number 658 Horses - 3 mules - 3232 Cattle - 334 sheep and 5 goats, 5037 Hogs. There were produced in said County 1884 - 32 Bales of Cotton - 6927 Bushels of Corn, and 150 Bushels of wheat. In Testimony whereof hereunto sign my Name Officially.
Ben Watkins
Census Commissioner
2nd Judicial Dist - C. N.

TOTALS


J. W. Rice & Sons, Printers and Binders, Fort Scott, Kansas.

NAMES.	AGE.	DESCRIPTION OF PERSONS.					OCCUPATION.
		Male.	Female.	Indian.	White.	Colored.	
<p>I hereby certify that foregoing Census of said Cedar County was taken from the original record book in my office. In witness whereof I have hereunto set the seal of the Cedar County Clerk this 1st day of July 1884. Thompson D. Stinson</p>							

TOTALS

Choctaw Nation, 1885

LAND.	LIVE STOCK.						AGRICULTURAL PRODUCTS.				MISCELLANEOUS.
Acres under Cultivation.	No. of Horses.	No. of Mules.	No. of Cattle.	No. of Sheep.	No. of Goats.	No. of Hogs.	No. Bales of Cotton.	No. Bushels of Corn.	No. Bushels of Wheat.	No. Bushels of Oats.	OTHER INFORMATION.
	3		4			15					
3	17		16	5		22		100			
	1		9	8		5					
			4			4					
2			10			17					
1	0		2			100		300			
5	11		71	13		219		410			



Choctaw Nation, 1885

LAND.	LIVE STOCK.						AGRICULTURAL PRODUCTS.				MISCELLANEOUS.
Acres under Cultivation.	No. of Horses.	No. of Mules.	No. of Cattle.	No. of Sheep.	No. of Goats.	No. of Hogs.	No. Bales of Cotton.	No. Bushels of Corn.	No. Bushels of Wheat.	No. Bushels of Oats.	OTHER INFORMATION.
<p>The Census of Lowson County, of the 2^d Judicial District Choctaw Nation, in 1885.</p>											
<p>INDIAN OFFICE 25795 Incls: No. 7 1886</p>											

Census of


Towson

County,

Choctaw Nation, 1885

J. H. Rice & Sons, Printers and Binders, Fort Scott, Kansas.

NAMES	AGE	DESCRIPTION OF PERSONS					OCCUPATION	LAND		LIVE STOCK					AGRICULTURAL PRODUCTS				MISCELLANEOUS
		Male	Female	Indian	White	Colored		Acres under Cultivation	No. of Horses	No. of Mules	No. of Cattle	No. of Sheep	No. of Goats	No. of Hogs	No. Bales of Cotton	No. Bushels of Corn	No. Bushels of Wheat	No. Bushels of Oats	OTHER INFORMATION
1 Robinson Sampson	25	1		1								10	1/2	15					
2 Helen Sampson	24		1	1															
3 Minny Sampson	2		1	1															
4 Sarah Yale	60		1	1				17	3		6		7	7	100				
5 Peter Yale	12	1		1															
6 Sophia Yale	26		1	1				10	3		5		80						
7 Solomon Yale	5	1		1															
8 John Yale	26	1		1															
9 Agnis Yale	26		1	1															
10 John Hekin	26	1		1				6	2						125				
11 Arny John	30		1	1															
12 Susku William	25		1	1															
13 Laira Williams	2		1	1															
14 Liddy William	24		1	1					1										
15 Tobias William	1	1		1															
16 Abraham Beaver	27	1		1															
17 Sarah Beaver	35		1	1															
18 Polly	65		1	1					2					1/2					
19 Luther	30	1		1				10	2		4	2	10	1	125				
20 Finny	10		1	1					2		1								
21 Nicholas	8	1		1															
22 Louis	11	1		1															
23 Jerry Gardner	38	1		1				200	30	2	160	25	200		1000				
24 Jincy Gardner	28		1	1															
25 Nell Gardner	11	1		1															
26 Alfred Gardner	9	1		1															
27 Edmond Gardner	7	1		1															
28 Jimmy Gardner	5	1		1															
29 Malinda Gardner	1		1	1															
30 Morris Le Flore	24	1		1				4	4		10		15						
TOTALS		16	14	30				247	50	2	186	27	272	9	1365				



Census of *Lowson* County,


Choctaw Nation, 1885

H. Rice & Sons, Printers and Binders, Fort Scott, Kansas.

NAMES.		DESCRIPTION OF PERSONS.					OCCUPATION.	LAND.	LIVE STOCK.					AGRICULTURAL PRODUCTS.			MISCELLANEOUS.			
		AGE.	Male.	Female.	Indian.	White.			Colored.	Acres under Cultivation.	No. of Horses.	No. of Mules.	No. of Cattle.	No. of Sheep.	No. of Goats.	No. of Hogs.		No. Bales of Cotton.	No. Bushels of Corn.	No. Bushels of Wheat.
31	Puss Le Gore	17		1	X	1			4					30						
32	Richard Crowder	46	1		1		Farmer	60	12	2	100			150	17	800				
33	Fanny Crowder	41		1	1															
34	Geo. W. Crowder	25	1		1		Farmer	50	15		15			20	15	700				
35	Fanny Crowder	1 1/2		1	1															
36	Sally Williams	50		1	1		Farmer	18	4		12			9	1	100				
37	Ellen Williams	13		1	1															
38	Lomana Williams	16		1	1															
39	Sarah Williams	8		1	1															
40	Charles Williams	11	1		1															
41	Lorraine Gardner	34	1		1		Farmer	10	3		10			20	3	60				
42	Mary Ann Gardner	31		1	1															
43	Pittman Gardner	12	1		1															
44	Susan Ann Gardner	5		1	1															
45	Miley Gardner	1		1	1															
46	Wm. H. Parsons	40	1			1	Farmer	4	1	1	12			30	4	300				
47	Isabella Parsons	44		1	1			80	2	2	150	100		170	20	1000				
48	Charles Durant	16	1		1				3											
49	Calvin James	35	1		1		Farmer	16	2		4			20	1	20				
50	Jenny James	30		1	1															
51	Louisa James	13		1	1															
52	Ann Eliza James	5		1	1															
53	James F. Kelly	37	1			1	Farmer	40	7		50			100	4	350				
54	Salma F. Kelly	25		1	1															
55	Ida A. Kelly	4		1	1															
56	Willie Kelly	2		1	1															
57	Wash Hespatabe	23	1		1		Farmer	5							1	50				
58	Sely Hespatabe	19		1	1															
59	Sally Hespatabe	1		1	1															
60	Lilly Williams	70		1	1		"	5	6		6			7						
TOTALS			10	20	27	3		288	59	5	359	100		556	66	3380				

NAMES.	AGE.	DESCRIPTION OF PERSONS.					OCCUPATION.	LAND.	LIVE STOCK.					AGRICULTURAL PRODUCTS.			MISCELLANEOUS.		
		Male.	Female.	Indian.	White.	Colored.		Acres under Cultivation.	No. of Horses.	No. of Mules.	No. of Cattle.	No. of Sheep.	No. of Goats.	No. of Hogs.	No. Bales of Cotton.	No. Bushels of Corn.	No. Bushels of Wheat.	No. Bushels of Oats.	OTHER INFORMATION.
61 Louisiana Williams	10		1	1															
62 Suckey	55		1	1			Farmer	4	1				4						
63 Gibby Wall	5	1		1					1				1						
64 Mary	50		1	1			"	4	1										
65 Jo Irish Kaya	30	1		1															
66 John Irish Kaya	12	1		1															
67 Emma Irish Kaya	5		1	1															
68 Keani Robinson	27	1		1			Farmer	8	4				11		80				
69 Melinda Robinson	30		1	1															
70 Vacey Robinson	12		1	1															
71 Suckey Taylor	75		1	1			"	4	1		7		10						
72 Robinson Taylor	22	1		1				6	2				3		30				
73 Eliza Taylor	25		1	1					2				1						
74 Millie Taylor	11	1		1															
75 Louis W. Wilson	25	1		1			Farmer	40	13		125		75						
76 Josephine Wilson	18		1	1															
77 George Wilson	1	1		1															
78 John Wilson	58	1		1			Farmer	50	3		125	24	50	7	200				
79 Jane Wilson	48		1	1					16		105		200		100				
80 John D. Wilson	22	1		1			"		16		105		200		100				
81 Edward Wilson	16	1		1					3		26		25						
82 R. F. Wilson	14	1		1					3		10		25						
83 W. W. Wilson	28	1		1			Farmer	30	30		275		50	2	100		75		
84 Nancy Wilson	18		1	1															
85 Jimmy Wilson	1	1		1															
86 Capt. Nanomantabe	73	1		1			Farmer	45	25		50	14	50	2	230				
87 Mary Nanomantabe	50		1	1															
88 Betty Nanomantabe	27		1	1									3						
89 Sarah Nanomantabe	16		1	1															
90 Wilmon Nanomantabe	15	1		1															
TOTALS		16	14	30				191	111		732	38	517	11	740		75		

NAMES.	AGE.	DESCRIPTION OF PERSONS.					OCCUPATION.	LAND.	LIVE STOCK.						AGRICULTURAL PRODUCTS.			MISCELLANEOUS.	
		Male.	Female.	Indian.	White.	Colored.		Acres under Cultivation.	No. of Horses.	No. of Mules.	No. of Cattle.	No. of Sheep.	No. of Goats.	No. of Hogs.	No. Bales of Cotton.	No. Bushels of Corn.	No. Bushels of Wheat.	No. Bushels of Oats.	OTHER INFORMATION
91 Tobias Naumantake	14	1		1															
92 Albert Naumantake	13	1		1															
93 Henry Naumantake	10		1	1															
94 Bessy Naumantake	9		1	1															
95 Martin Holmon	33	1		1															
96 Minnie Holmon	25		1	1															
97 Ellen Holmon	1		1	1															
98 Vincy	30		1	1															
99 Phoeby	25		1	1															
100 Agnes	2		1	1															
101 Nicholas Jackson	30	1		1			Farmer	20	2	1			10		50				
102 Thomas Jackson	60	1		1															
103 Sally Holmon	50		1	1															
104 William Smith	45	1		1			"	14	3				28	1	30				
105 Lizzie Smith	40		1	1															
106 James Williams	30	1		1				3					18		40				
107 Sophia Williams	25		1	1															
108 Selie Williams	7		1	1															
109 Nancy Cobb	75		1	1															
110 Melvina Cobb	40		1	1						2									
111 Jefferson Cobb	7	1		1															
112 Billy Thomas	30	1		1															
113 Selina Thomas	20		1	1															
114 Sillis Thomas	5		1	1															
115 Emma Thomas	1		1	1															
116 Jackson Tobley	50	1		1			Farmer	8	3				20	1	50				
117 Charles Tobley	22	1		1															
118 Wilson Aaron	60	1		1			"	5	7	25			5		20				
119 Elsey Aaron	45		1	1															
120 Law Aaron	14	1		1															
TOTALS			13	17	30			50	19	29			81	2	170				



Census of

County,

Choctaw Nation, 1885

J. H. Allen & Sons, Printers and Binders, Fort Scott, Kansas.

NAMES.	DESCRIPTION OF PERSONS.						OCCUPATION.	LAND.	LIVE STOCK.						AGRICULTURAL PRODUCTS.				MISCELLANEOUS.
	AGE.	Male.	Female.	Indian.	White.	Colored.		Acres under Cultivation.	No. of Horses.	No. of Mules.	No. of Cattle.	No. of Sheep.	No. of Goats.	No. of Hogs.	No. Bales of Cotton.	No. Bushels of Corn.	No. Bushels of Wheat.	No. Bushels of Oats.	OTHER INFORMATION
121 Cephus Jarou	15	1		1															
122 Foster Cobb	43	1		1			Farmer	4											
123 Mary Cobb	30		1	1						3									
124 Lina Cobb	6		1	1															
125 Ellis Bacon	40	1		1			"	1	2						20				
126 Betty Bacon	40		1	1															
127 Minny Bacon	23		1	1															
128 Sam Bacon	16	1		1															
129 Marsha Bacon	9		1	1															
130 Mack Cobb	119	1		1			"		1					1	20				
131 Lina Cobb	49		1	1															
132 Gibson Cobb	22	1		1															
133 Emily Cobb	8		1	1															
134 Ball Darby	50	1		1			"	30	5				10	1	100				
135 Mahena Jarby	55		1	1															
136 Elsy Darby	5		1	1															
137 Willy Pisakana	25	1		1			"	12	3				100	1	100				
138 Oly Pistana	2	1		1															
139 David Pisakana	4	1		1															
140 John Taylor	30	1		1			"	8	2	3			9		20				
141 Sarah Ann Taylor	21		1	1															
142 Bessy Taylor	4		1	1															
143 Ellen Taylor	3		1	1															
144 Jo Sampson Taylor	1	1		1															
145 Abel Yeohpatabe	49	1		1			"	13	1				5	2	50				
146 Annie Yeohpatabe	45		1	1															
147 Jane Yeohpatabe	14		1	1															
148 Susan James	30		1	1					1										
149 Lucy Ann James	10		1	1															
150 Lemor Bacon	16	1		1															
TOTALS		14	16	30				68	17	5			124	5	310				

6


Census of

County,

Choctaw Nation, 1885

H. Rice & Sons, Printers and Binders, Fort Scott, Kansas

NAMES.	DESCRIPTION OF PERSONS.						OCCUPATION.	LAND.		LIVE STOCK.						AGRICULTURAL PRODUCTS.			MISCELLANEOUS.
	AGE.	Male.	Female.	Indian.	White.	Colored.		Acres under Cultivation.	No. of Horses.	No. of Mules.	No. of Cattle.	No. of Sheep.	No. of Goats.	No. of Hogs.	No. Bales of Cotton.	No. Bushels of Corn.	No. Bushels of Wheat.	No. Bushels of Oats.	OTHER INFORMATION
151. Steele Aaron	35	1		1			Farmer	4					2		15				
152. Susan Aaron	12		1	1															
153. Simon Aaron	6	1		1															
154. Abner Aaron	2	1		1															
155. Pittman Aaron	24	1		1			"	7	5				6		20				
156. Anne Aaron	23		1	1															
157. Phillip Aaron	4	1		1															
158. Tomma Aaron	1	1		1															
159. Millie Aaron	18		1	1															
160. Houston Aaron	16	1		1															
161. John Aaron	14	1		1															
162. Elias Aaron	13	1		1															
163. Joseph Aaron	35	1		1			"	6					30		15				
164. Narcissa Aaron	30		1	1															
165. Gilbert Aaron	14	1		1															
166. Sally Aaron	1		1	1															
167. William Ellis	30	1		1															
168. Lucy Ellis	27		1	1															
169. Pharaoh Aaron	50	1		1			"	8	1										
170. Sally Aaron	45		1	1															
171. Joseph Hokabe	41	1		1				10	3	2			27		20				
172. Siddy Hokabe	21		1	1															
173. Lina Hokabe	22		1	1															
174. Rhoda Hokabe	14		1	1															
175. Mary Hokabe	10		1	1															
176. Sally Hokabe	8		1	1															
177. Susy Hokabe	4		1	1															
178. Sibby Hokabe	1		1	1															
179. A. J. Morris	27	1		1					1	1									
180. Sally Morris	26		1	1															
TOTALS		15	15	30				35	14	9			77		170				



7

Census of

County,

Choctaw Nation, 1885.

H. RICE & SONS, PRINTERS AND BINDERS, FIVE SEVEN, KANSAS

NAMES.	DESCRIPTION OF PERSONS.						OCCUPATION.	LAND.		LIVE STOCK.					AGRICULTURAL PRODUCTS.			MISCELLANEOUS		
	AGE.	Male.	Female.	Indian.	White.	Colored.		Acres under Cultivation.	No. of Horses.	No. of Mules.	No. of Cattle.	No. of Sheep.	No. of Goats.	No. of Hogs.	No. Bales of Cotton.	No. Bushels of Corn.	No. Bushels of Wheat.	No. Bushels of Oats.	OTHER INFORMATION	
181 Osborn Le. Flore	39	1		1			Farmer	150	1	2	100			150	8	700		200		
182 Rhoda Le. Flore	33		1	1																
183 J. Hopping	47	1			1			200	15		900			20		1500				
184 Rosa Hopping	30		1																	
185 Augustus Hopping	8	1																		
186 Gordon Hopping	7	1																		
187 George Scott	14	1			1															
188 Nora Scott	12		1																	
189 Hicks Meshaya	39	1			1		"	10	3					40	1	60				
190 Lolly Meshaya	38		1		1															
191 William Meshaya	18	1			1															
192 Rosa Meshaya	4		1		1															
193 J. V. Melton	48	1			1		"	16	5					5	2	60				
194 Celia Melton	30		1		1															
195 Serena Burris	3		1		1															
196 James Melton	38	1			1		"	5	9					10		50				
197 Sina Melton	38		1		1															
198 Cornelius Hamilton	4	1			1															
199 Susan Washington	20		1		1					15				20						
200 Campbell Shaua	45	1			1		"	15	2		6			30	1	50				
201 Salina Shaua	32		1		1															
202 Ellen Shaua	1		1		1															
203 Emily Bond	17		1		1															
204 Sarah Bond	25		1		1															
205 Lily Bond	35		1		1															
206 Dennis Roberts	15	1			1															
207 Martin Roberts	5	1			1															
208 Susan Bond	13		1		1															
209 Daniel McLean	8	1			1															
210 Ramsey Roberts	4	1			1															
TOTALS		15	15	29	1			396	50	2	806			275	12	2420				312

Census of *Townson* County,

Choctaw Nation, 1885

J. H. RICH & SONS, Printers and Binders, Fort Scott, Kansas

NAMES.	AGE.	DESCRIPTION OF PERSONS.					OCCUPATION.	LAND.	LIVE STOCK.					AGRICULTURAL PRODUCTS.				MISCELLANEOUS.	
		Male.	Female.	Indian.	White.	Colored.		Acres under Cultivation.	No. of Horses.	No. of Mules.	No. of Cattle.	No. of Sheep.	No. of Goats.	No. of Hogs.	No. Bales of Cotton.	No. Bushels of Corn.	No. Bushels of Wheat.	No. Bushels of Oats.	OTHER INFORMATION
211 Colaresa Alford	11		1	1															
212 J. Della Alford	9		1	1															
213 James Drew Alford	7	1		1				12		15		20							
214 E. W. Finis	44	1		1		Merchant	15												
215 Polly Sims	50		1	1															
216 Columbus Sims	24	1		1															
217 George Sims	20		1	1															
218 Silvan Sims	17		1	1															
219 Solomon B. Naumantabee	30	1		1			12	3		4		12		6					
220 S. Clway Naumantabee	17		1	1															
221 Louisa Naumantabee	2		1	1															
222 Nancy Naumantabee	1		1	1															
223 Simken Holmes	25	1		1				1											
224 Silina Holmes	35		1	1															
225 Simon Peter	45	1		1				1											
226 Maria Peter	20		1	1															
227 Noah Peter	3	1		1															
228 Martin Peter	38	1		1			16	2				30		50					
229 Becky Peter	30		1	1															
230 Sophia Peter	7		1	1															
231 Mary Rozenthal	26		1	1				4		100									
232 Ernestine Rozenthal	11		1	1															
233 Jacob Rozenthal	2	1		1															
234 Johnson Aaron	14	1		1															
235 Hlaishkabe	40	1		1			10	2		4				100					
236 Liddy Hlaishkabe	30		1	1															
237 Nancy Hlaishkabe	10		1	1															
238 Angelina Hlaishkabe	2		1	1															
239 Jimmy Byington	50	1		1			20	3		8		25							
240 Mary Byington	40		1	1						6									
TOTALS		12	15	30			43	28		137		87		156					



9


Census of

Lowson

County,


Choctaw Nation, 1885

NAMES.	DESCRIPTION OF PERSONS.					OCCUPATION.	LAND. Acres under Cultivation.	LIVE STOCK.					AGRICULTURAL PRODUCTS.			MISCELLANEOUS.		
	AGE.	Male.	Female.	Indian.	White.			Colored.	No. of Horses.	No. of Mules.	No. of Cattle.	No. of Sheep.	No. of Goats.	No. of Hogs.	No. Bales of Cotton.	No. Bushels of Corn.	No. Bushels of Wheat.	No. Bushels of Oats.
241. Anne Byington	19		1	1														
242. Annus Byington	6		1	1														
243. Lewis Sneed	22	1		1				1	6			31						
244. Betsy Sneed	25		1	1			1											
245. Sophy Sneed	4		1	1														
246. Sophia	25		1	1														
247. J. Taylor	20	1		1														
248. Mary Taylor	6		1	1														
249. Lyman Taylor	3	1		1														
250. P. C. Tolson	34	1		1			35	18	2	50		40						
251. Osborn Garland	6	1		1														
252. E. G. Tolson	22	1		1			18	2										
253. Emma Willis	25		1	1			60	30	2	150		100	15	1500				
254. Perry Willis	1	1		1														
255. Clarence Willis	2	1		1														
256. Florence Willis	1		1	1														
257. William S. Ervin	20	1		1														
258. Pulina Stallard	32		1	1				2	10			100	5	150				
259. Maggie Willis	15		1	1			20	30	1	50		20	20	300				
260. Robert Willis	13	1		1														
261. Minnie Willis	11		1	1														
262. Daisy Willis	9		1	1														
263. Minnie Willis	1	1		1														
264. Phillip Hays	40	1		1				12						100				
265. Susan Hays	30		1	1														
266. Tom Hays	1	1		1														
267. Betsy Hays	1		1	1														
268. C. S. Ervin	67	1		1			60	10	13			150		250				
269. Serena Ervin	47		1	1														
270. Elizabeth Roman	15		1	1														
TOTALS		14	16	29	1		29	93	5	219		130	40	2250				



J. H. Rice & Sons, Printers and Binders, Fort Scott, Kansas.

NAMES.	DESCRIPTION OF PERSONS.						OCCUPATION.	LAND.	LIVE STOCK.					AGRICULTURAL PRODUCTS.				MISCELLANEOUS.	
	AGE.	Male.	Female.	Indian.	White.	Colored.		Acres under Cultivation.	No. of Horses.	No. of Mules.	No. of Cattle.	No. of Sheep.	No. of Goats.	No. of Hogs.	No. Bales of Cotton.	No. Bushels of Corn.	No. Bushels of Wheat.	No. Bushels of Oats.	OTHER INFORMATION.
271	Columbus E. Ervin	36	1		1				10		12			10					
272	Serena Ervin	12		1	1														
273	Viola Ervin	2		1	1														
274	Lizzie Peeler	19		1	1		175	5		130			30		100		50		
275	Vincent W. Sims	47	1		1		8	3		11			18	2	50				
276	Emeline Sims	42		1	1														
277	James Sims	22	1		1														
278	Wesley Sims	17		1	1														
279	Mitchell Sims	16	1		1														
280	Betsy Sims	15		1	1														
281	John Sims	12	1		1														
282	Robert Sims	11	1		1														
283	Wellington Sims	9	1		1														
284	Rosa Sims	3		1	1														
285	Brit Willis	35	1		1		18	15	25	25			50						
286	Levina Shekatabe	10		1	1														
287	Alice Shekatabe	33		1	1								30						
288	Irene Shekatabe	25		1	1														
289	David Shekatabe	17	1		1														
290	William Shekatabe	16	1		1														
291	Johnson Shekatabe	11	1		1				1				5						
292	Bill Shekatabe	30	1		1														
293	Bissey Shekatabe	20		1	1														
294	Simon Shekatabe	11	1		1														
295	Emily Shekatabe	29		1	1														
296	Loellen Shekatabe	1		1	1														
297	William James	31	1		1		15	1					5		150				
298	Malissa James	28		1	1														
299	Lena James	14		1	1														
300	Silas Shekatabe	1	1		1														
TOTALS.			15	15	30			198	35	198			148	2	300		50		



11 Census of _____ County,

Choctaw Nation, 1885

J. H. Rice & Sons, Printers and Binders, Fort Scott, Kansas.

NAMES	AGE	DESCRIPTION OF PERSONS					OCCUPATION	LAND		LIVE STOCK					AGRICULTURAL PRODUCTS			MISCELLANEOUS	
		Male	Female	Indian	White	Colored		Acres under Cultivation	No. of Horses	No. of Mules	No. of Cattle	No. of Sheep	No. of Goats	No. of Hogs	No. Bales of Cotton	No. Bushels of Corn	No. Bushels of Wheat	No. Bushels of Oats	OTHER INFORMATION
301	Darah James	3	1	1															
302	David James	1	1	1															
303	Margaret Hepato	55	1	1			Farmer	2	1										
304	Marshall Hepato	10	1	1															
305	Leona Hepato	3	1	1															
306	Mary Campbell	65	1	1															
307	Illa Mushabe	40	1	1			Farmer	10	1			1		30					
308	Hochatona - Maposhabe	30	1	1															
309	Sarah Maposhabe	13	1	1															
310	Stewart Maposhabe	7	1	1															
311	Beis Maposhabe	1	1	1															
312	Isaac Christy	20	1	1															
313	Eastman Hepato	22	1	1			Farmer	7	4					25					
314	Elizabeth Hepato	21	1	1															
315	Frank Hepato	10	1	1															
316	Wilson Hepato	8	1	1															
317	Emily Hepato	3	1	1															
318	Charles R. Winston	52	1	1			Farmer	12	16	4		1		25					
319	Eliza Winston	50	1	1															
320	Julia Winston	19	1	1															
321	Clarissa Winston	16	1	1															
322	Ephraim Winston	20	1	1															
323	Vernon Winston	8	1	1															
324	Thompson James	38	1	1			Farmer	2	2					50					
325	Salina James	30	1	1															
326	Thomas James	7	1	1															
327	Williamson James	6	1	1															
328	Frances James	1	1	1															
329	Dickson James	48	1	1			Farmer	15	12	50	8	30		200					
330	Eliza James	38	1	1															
TOTALS			17	13	30			53	34	54	8	38		400					



12 Census of *Townson* County,

Choctaw Nation, 1885.

H. Rice & Sons, Printers and Binders, Fort Scott, Kansas.

NAMES.	DESCRIPTION OF PERSONS.						OCCUPATION.	LAND.	LIVE STOCK.						AGRICULTURAL PRODUCTS.				MISCELLANEOUS.
	AGE.	Male.	Female.	Indian.	White.	Colored.		Acres under Cultivation.	No. of Horses.	No. of Mules.	No. of Cattle.	No. of Sheep.	No. of Goats.	No. of Hogs.	No. Bales of Cotton.	No. Bushels of Corn.	No. Bushels of Wheat.	No. Bushels of Oats.	OTHER INFORMATION.
331 Mary Jane James	18		1	1	✓														
332 William James	11	1		1															
333 Anderson James	9	1		1															
334 Agnes James	1		1	1															
335 Gilbert Christy	23	1		1			Farmer												
336 Elizabeth Christy	20		1	1															
337 Eleazer Christy	1	1		1															
338 John Campbell	23	1		1															
339 Susana Campbell	20		1	1															
340 Rehebe Camplin	30		1	1			Farmer	5	3						30				
341 Jincy Camplin	15		1	1															
342 W. A. Payne	50	1		1			Farmer	10	10	26		7		100					
343 Lidea Payne	38		1	1															
344 Minnie Payne	14		1	1															
345 Lizzie Echaya	29		1	1															
346 Subina Payne	9		1	1															
347 Sophina Payne	7		1	1															
348 Matty Payne	2		1	1															
349 Mal. Payne	1		1	1															
350 Morris Payne	45	1		1					1										
351 Nabors Payne	20	1		1															
352 Lilla Payne	12		1	1															
353 Gibson Payne	9	1		1															
354 James Clay	20	1		1			Farmer		10						50				
355 Patsy Clay	30		1	1					1										
356 David Clay	1	1		1															
357 Solomon Clay	1	1		1															
358 Lilly Clay	13		1	1															
359 Ephraim Lewis	20	1		1									9						
360 John Ben	38	1		1			Farmer	8	2				12	2	20				
TOTALS			14	16	30			23	35	26			28	2	220				

J. H. Rice & Sons, Printers and Binders, Fort Scott, Kansas.


NAMES.	DESCRIPTION OF PERSONS.						OCCUPATION.	LAND.	LIVE STOCK.						AGRICULTURAL PRODUCTS.				MISCELLANEOUS.
	AGE.	Male.	Female.	Indian.	White.	Colored.		Acres under Cultivation.	No. of Horses.	No. of Mules.	No. of Cattle.	No. of Sheep.	No. of Goats.	No. of Hogs.	No. Bales of Cotton.	No. Bushels of Corn.	No. Bushels of Wheat.	No. Bushels of Oats.	OTHER INFORMATION.
361 Malissa Bond	25		1	1															
362 Fayette Bond	25	1		1			Farmer	35	2				10		25				
363 Valma Bond	25		1	1															
364 Emma Bond	1/2		1	1															
365 John Christy	16	1		1					1				6		10				
366 Annie Christy	18		1	1															
367 Nissy Christy	14		1	1															
368 Dickson Kirk	35	1		1			Farmer	10	3				26		25				
369 Elsey Kirk	25		1	1															
370 John Kirk	1	1		1															
371 Mary Jones	37	1		1															
372 Jesse Lewis	25	1		1			Farmer	7	1						10				
373 Isabella Lewis	16		1	1															
374 Grayson B. Jacobs	35	1		1			Farmer	25	4	1			60		300				
375 Ellen Jacobs	40		1	1															
376 Houston Jacobs	12	1		1															
377 Sibby Jacobs	3		1	1															
378 Sarah Jacobs	1		1	1															
379 Jinecy	30		1	1					1										
380 Wink	27		1	1															
381 Lamy Kirk	7		1	1															
382 Patterson James	35	1		1			Farmer	12	2	1	3		25		150				
383 Ina James	40		1	1															
384 Garwin James	7	1		1															
385 Mary Ann James	3		1	1															
386 Isham James	1/2	1		1															
387 Isaac James	8	1		1					3		2								
388 Lilly James	12		1	1					3		2								
389 Sam Jefferson	25	1		1			Farmer	2											
390 Mary Jefferson	35		1	1															
TOTALS		13	17	30				92	20	1	6		116		520				

14 Census of *Lawson* County,

Choctaw Nation, 1885

H. Rice & Sons, Printers and Binders, Fort Scott, Kansas.

NAMES	AGE	DESCRIPTION OF PERSONS					OCCUPATION	LAND.	LIVE STOCK.					AGRICULTURAL PRODUCTS.			MISCELLANEOUS.		
		Male.	Female.	Indian.	White.	Colored.		Acres under Cultivation.	No. of Horses.	No. of Mules.	No. of Cattle.	No. of Sheep.	No. of Goats.	No. of Hogs.	No. Bales of Cotton.	No. Bushels of Corn.	No. Bushels of Wheat.	No. Bushels of Oats.	OTHER INFORMATION.
391 Tom Jackson	20	1		1			Farmer	20	1				5		30				
392 Sally Jackson	22		1	1															
393 Edward Christy	30	1		1				18	2	12		14	2	20					
394 Milla Christy	22		1	1															
395 Eastman Christy	3	1		1															
396 Joseph Bond	20	1		1			Farmer		2										
397 Abner R. James	26	1		1			"	15	3	28		30	1	80					
398 Narcissa James	26		1	1															
399 William James	4	1		1															
400 Josiah James	3	1		1															
401 Michael James	6	1		1															
402 Henry Austin	35	1		1			Farmer	10	8	15		20	1	75					
403 Vicky Austin	35		1	1															
404 Brown Austin	10	1		1															
405 Isaac Austin	8	1		1															
406 Manena Austin	2		1	1															
407 Phebe Austin	1		1	1															
408 Dick Hartins	20	1		1					1										
409 Narcissa Garland	30		1	1				30	4	50		40	2	70					
410 Frances Louis	9		1	1															
411 John - Louis	6	1		1															
412 Izabella Lewis	2		1	1															
413 Frances Garland	12		1	1															
414 Rhoda Garland	11		1	1					2										
415 Sarah Garland	9		1	1															
416 Michael Garland	21	1		1			Farmer	40	7	40		100		600					
417 Sarah Garland	55		1	1															
418 Charles Morrison	33	1		1			"	25	10	25				30					
419 Sarah Morrison	35		1	1															
420 Alpheus Morrison	7	1		1															
TOTALS		16	14	30				158	43	175		209	6	925					



15 Census of *Townson* County,

Choctaw Nation, 1885.

J. H. Rice & Sons, Printers and Binders, Fort Scott, Kansas.

NAMES.	AGE.	DESCRIPTION OF PERSONS.					OCCUPATION.	LAND.		LIVE STOCK.						AGRICULTURAL PRODUCTS.				MISCELLANEOUS.
		Male.	Female.	Indian.	White.	Colored.		Acres under Cultivation.	No. of Horses.	No. of Mules.	No. of Cattle.	No. of Sheep.	No. of Goats.	No. of Hogs.	No. Bales of Cotton.	No. Bushels of Corn.	No. Bushels of Wheat.	No. Bushels of Oats.	OTHER INFORMATION.	
421 Gilbertha Henricake	50		1	1																
422 Dickey Le Plone	75		1	1																
423 Louisa James	20		1	1																
424 Sarah Jones	3		1	1																
425 Sophia Williams	16		1	1																
426 Sockey Austin	40		1	1																
427 Malissa Williams	35		1	1																
428 Tobias Austin	35	1		1			Farmer	10	1	15		10								
429 Mary Austin	35		1	1																
430 Levia Austin	10	1		1																
431 Viney Austin	7		1	1																
432 Lena Austin	5		1	1																
433 Jane Austin	5		1	1																
434 Solomon Watson	25	1		1			Farmer	25	12	1	35	50		25						
435 Rosa Watson	35		1	1																
436 William Keith Watson	3	1		1																
437 Julia Watson	1		1	1																
438 Thomas Loman	40	1		1			Farmer	2	1			6		15						
439 Sarah Loman	30		1	1																
440 Melina Loman	7		1	1																
441 Ely Loman	6	1		1																
442 Solomon Williams	54	1		1				20	5			40		300						
443 Rhoda Williams	35		1	1																
444 Letsy Williams	9		1	1																
445 Sarah Taylor	36	1		1			Farmer	5	2			8	2	50						
446 Salina Taylor	20		1	1			"		6	8		50	1	60						
447 William Taylor	30	1		1			"	12	2				1	50						
448 Milticy Taylor	22		1	1																
449 Isen Moses	7	1		1																
450 John Beburick	47	1		1			Farmer	50	15	100		150		600	75	50				
TOTALS																				



Census of Lower Choctaw County,

Choctaw Nation, 1885

W. Rice & Sons, Printers and Binders, Fort Smith, Kansas.

NAMES	AGE	DESCRIPTION OF PERSONS					OCCUPATION	LAND	LIVE STOCK						AGRICULTURAL PRODUCTS			MISCELLANEOUS	
		Male	Female	Indian	White	Colored		Acres under Cultivation	No. of Horses	No. of Mules	No. of Cattle	No. of Sheep	No. of Goats	No. of Hogs	No. Bales of Cotton	No. Bushels of Corn	No. Bushels of Wheat	No. Bushels of Oats	OTHER INFORMATION
451	Mary Pebowick	26	1		1														
452	Joseph Pebowick	15	1		1														
453	Rosella Pebowick	14	1		1														
454	Henry Pebowick	13	1		1														
455	Emma Pebowick	6	1		1														
456	Sam Pebowick	3	1		1														
457	Robert L. Pebowick	1	1		1														
458	James Walter Pebowick	1	1		1														
459	James V. Gardner	34	1		1		Farmer & Merchant	280	40	1	225		300	20	2600				
460	Juggle Perp	9	1		1			150	14						2000				
461	Normus Sampson	48	1		1		Farmer	10	2		10		1		50				
462	Sophy Sampson	40			1														
463	Ahle Kona	66			1														
464	Bob Ahshatabe	54	1		1			18	1		1		15	2	150				
465	Spring Ahshatabe	45			1														
466	Ellis Ahshatabe	15	1		1														
467	Lily Payne	20			1														
468	Melan Payne	16			1														
469	Marcissa Payne	12			1														
470	Osias Payne	14	1		1														
471	Byrington Kelly	18	1		1														
472	Simpson Daniel	25	1		1				1			30							
473	Philan Ahshatabe	12	1		1														
474	Sickey Daniel	30			1														
475	Simoon Daniel	12	1		1														
476	Louis Gardner	8	1		1														
Totals			16	10	25	1		158	67	1	242		249	22	4800				

The Census of Lower County is filed in my office this 18th day of Feb 18 1886.
 Thompson McKimney
 National Secretary
 Choctaw Nation

TOTALS

H. Rice & Sons, Printers and Binders, Fort Scott, Kansas.

DESCRIPTION OF PERSONS.

LAND. LIVE STOCK. AGRICULTURAL PRODUCTS. MISCELLANEOUS.

NAMES.

AGE.

Male Female Indian White Colored.

OCCUPATION.

Acres under Cultivation.

No. of Horses.

No. of Mules.

No. of Cattle.

No. of Sheep.

No. of Goats.

No. of Hogs.

No. Bales of Cotton.

No. Bushels of Corn.

No. Bushels of Wheat.

No. Bushels of Oats.

OTHER INFORMATION

This is to certify that I have been duly appointed and commissioned to take the Census of the 2nd Judicial District C.M. And after carefully taking Towns in County, find it to contain a population of 476 souls, 228 Males and 248 females - 170 Indians and 306 whites.

There were in cultivation in the year 1884 - 2741 acres of land.

The Stock Roll number 733 Horses - 23 Mules - 3338 Cattle - 173 Sheep - 3555 Hogs.

The production of the County for 1884 was 169 bales of cotton - 19176 Bushels of Corn - 75 bushels of wheat - and 375 Bushels of oats.

In Testimony whereof I hereunto sign my name officially July 26 1885. Benjamin Watkins Census Commissioner 2nd Judicial Dist - C.M.

I hereby certify that above & foregoing transcript is a true and correct copy from the Original Record book now on file in my office. This 2nd day of July A.D. 1886. Thompson W. Kinney National Secretary Choctaw Nation.

TOTALS

Choctaw Nation, 1885

LAND.	LIVE STOCK.					AGRICULTURAL PRODUCTS.				MISCELLANEOUS.	
Acres under Cultivation.	No. of Horses.	No. of Mules.	No. of Cattle.	No. of Sheep.	No. of Goats.	No. of Hogs.	No. Bales of Cotton.	No. Bushels of Corn.	No. Bushels of Wheat.	No. Bushels of Oats.	OTHER INFORMATION
<p>The Census of Red River County - In 2nd Judicial District Choctaw Nation in 1885</p>											
<p>25795 INDIAN OFFICE. Incs: No. 8 1886</p>											

Census of *Red River* County,

Choctaw Nation, 1885

J. H. Rice & Sons, Printers and Binders, Fort Scott, Kansas.

NAMES.	DESCRIPTION OF PERSONS:						OCCUPATION.	LAND.		LIVE STOCK.						AGRICULTURAL PRODUCTS.			MISCELLANEOUS.
	AGE.	Male.	Female.	Indian.	White.	Colored.		Acres under Cultivation.	No. of Horses.	No. of Mules.	No. of Cattle.	No. of Sheep.	No. of Goats.	No. of Hogs.	No. Bales of Cotton.	No. Bushels of Corn.	No. Bushels of Wheat.	No. Bushels of Oats.	OTHER INFORMATION.
1 George Saaffe	42	1			1		Farmer	160	0	1	160			100	11				
2 Fredonia Saaffe	37		1	1															
3 Annie Saaffe	13		1	1															
4 Corlinda Saaffe	9		1	1															
5 Frank B. Saaffe	8	1		1															
6 Mary Ella Saaffe	6		1	1															
7 Virginia S. Saaffe	5		1	1															
8 Maud Saaffe	4		1	1															
9 Joseph Saaffe	2	1		1															
10 Elizabeth Harris	64		1	1			Farmer	60	15		30			150	3	100		100	
11 Paul Harris	13	1		1															
12 Sarah Harris	12		1	1															
13 Emma Harris	28	1		1															
14 John G. Harris	33	1		1			Farmer	45	3	1	4			65	3	100		25	
15 Mary A. Harris	30		1	1															
16 Eugenia Harris	11		1	1															
17 John Harris	7	1		1															
18 Cornelia Harris	2		1	1															
19 John Moore	25	1		1			Farmer	14	1					5	3	20			
20 Martha Moore	20		1	1															
21 Pheliston Moore	4	1		1															
22 Mary Moore	2		1	1															
23 Sarah Wade	35	1		1			Farmer	14	3					14	2	40			
24 Anna Wade	20		1	1															
25 Melima Wade	2		1	1															
26 John Wade	1	1		1															
27 Quakerema	30		1	1					1				15	1/2	10				
28 Jackson Camb	22	1		1				3	2					1	20				
29 James Moore	28	1		1				10	1				25	2	60				
30 Silak Moore	40		1	1															
TOTALS		13	17	29	1			306	49	2	187			374	25	1750		425	

2 Census of *Red River* County,

Choctaw Nation, 1885

J. H. Rice & Sons, Printers and Binders, Fort Scott, Kansas.

NAMES.	AGE.	DESCRIPTION OF PERSONS.					OCCUPATION.	LAND.		LIVE STOCK.						AGRICULTURAL PRODUCTS.				MISCELLANEOUS.
		Male.	Female.	Indian.	White.	Colored.		Acres under Cultivation.	No. of Horses.	No. of Mules.	No. of Cattle.	No. of Sheep.	No. of Goats.	No. of Hogs.	No. Bales of Cotton.	No. Bushels of Corn.	No. Bushels of Wheat.	No. Bushels of Oats.	OTHER INFORMATION	
31 Sissy Moore	12		/	/																
32 Lizzie Moore	9		/	/																
33 Anna Moore	5		/	/																
34 Emily Moore	3		/	/																
35 Charles Brown	65	/			/		Farmer	70	25	50	30	100	3	300						
36 Bessy Brown	40		/	/																
37 Tennessee Brown	22	/			/															
38 Josephine Brown	9		/	/																
39 William Camp	50	/			/		Farmer	4	1					30						
40 Eliza Wright	30		/	/			"	4	1				1/2	20						
41 Betsy Wright	12		/	/																
42 Hannah Wright	8		/	/																
43 Eastman Brown	28	/			/			10	6	30	5	50	1/2	50						
44 Lucy Brown	25		/	/								12								
45 Anna Brown	1		/	/																
46 Eliza Harrison	24		/	/								2								
47 Jackson Hale	45	/			/		Farmer	18	15	35		20	3	50						
48 Elizabeth Hale	35		/	/					2	1										
49 Julius Jefferson	19	/			/															
50 Lily Williams	22		/	/																
51 Betsy Williams	1		/	/																
52 Clark Sauc hubbe	30	/			/		"	1	3	15	10	9	1	30						
53 Mahsa Sauc hubbe	39		/	/																
54 Sally Hunter	75		/	/																
55 Mary P Garland	76		/	/			"	40	1	10										
56 E V Wilson	50	/			/		"	7	2	2		11	2	15						
57 Thomas Jefferson	40	/			/		"	15	8	11		70	2	60						
58 Lila Hayona Jefferson	38		/	/					1											
59 Sophia Jefferson	15		/	/																
60 Simeon Jefferson	12	/			/															
TOTALS			10	20	30			169	65	160	45	267	11	555						

3 Census of *Red River* County,

Choctaw Nation, 1885.

J. H. Rice & Sons, Printers and Binders, Fort Scott, Kansas

		DESCRIPTION OF PERSONS.						LAND.							LIVE STOCK.				AGRICULTURAL PRODUCTS.				MISCELLANEOUS.
NAMES.	AGE.	Male.	Female.	Indian.	White.	Colored.	OCCUPATION.	Acres under Cultivation.	No. of Horses.	No. of Mules.	No. of Cattle.	No. of Sheep.	No. of Goats.	No. of Hogs.	No. Bales of Cotton.	No. Bushels of Corn.	No. Bushels of Wheat.	No. Bushels of Oats.	OTHER INFORMATION				
61	Walter Sawchabe	3	1																				
62	Tennessee Jefferson	8		1	1																		
63	John Jefferson	6	1		1																		
64	Mizzie Jefferson	6		1	1																		
65	German Jefferson	1	1		1																		
66	Timney Jefferson	15		1	1		Farmer	6	16		6												
67	Oliza Jefferson	13		1	1																		
68	McConrin McKinney	28	1		1					2					2	50							
69	Simon McKinney	27	1		1																		
70	Jefferson McKinney	26	1		1		"	8	3						1	50							
71	David McKinney	4	1		1					2													
72	Robert Collins	35	1		1		"	3	2		4			12		50							
73	Stellis Collins	38		1	1																		
74	Betty Collins	3		1	1																		
75	Annie Collins	1		1	1																		
76	Elliston McClure	37	1		1		"	40	13	1	15	15		12	3	150							
77	Elsy McClure	35		1	1																		
78	Stephen McClure	12	1		1																		
79	Walter McClure	7	1		1																		
80	Susy McClure	4		1	1																		
81	Nancy McClure	1/2		1	1																		
82	Dixon McClure	19	1		1				2		4												
83	Ellen McClure	70		1	1																		
84	Imatehona	75		1	1		"	15	6		10	3		15	2								
85	Salina James	18		1	1					5					21								
86	Waco Hampton	53	1		1		"	36	18	1	19	23		25	5 1/2	250							
87	Rheto Hampton	37		1	1																		
88	Lina Hampton	5		1	1																		
89	Salina Hampton	3		1	1																		
90	Tom Billy	18	1		1																		
TOTALS			11	16	30			108	69	2	54	41		85	15 1/2	520							

4 Census of Red River County,

Choctaw Nation, 1883

J. H. Kirk & Sons, Printers and Binders, Fort Scott, Kansas

NAMES.	DESCRIPTION OF PERSONS.						OCCUPATION.	LAND.	LIVE STOCK.					AGRICULTURAL PRODUCTS.				MISCELLANEOUS.	
	AGE.	Male.	Female.	Indian.	White.	Colored.		Acres under Cultivation.	No. of Horses.	No. of Mules.	No. of Cattle.	No. of Sheep.	No. of Goats.	No. of Hogs.	No. Bales of Cotton.	No. Bushels of Corn.	No. Bushels of Wheat.	No. Bushels of Oats.	OTHER INFORMATION
91 Thompson Hall	41	1		1				16	6				15	4	20				
92 Suckey Hall	38		1	1															
93 Sarah Hall	10		1	1															
94 Joshua Hall	8	1		1															
95 Mas Hall	5		1	1															
96 Jonas Hall	1/2	1		1															
97 Phibe Hall	60		1	1															
98 Vina Hall	55		1	1															
99 Nancy Hall	6		1	1									20						
100 Philly Lewis	46	1		1									3						
101 Edward Jones	19	1		1					1				1						
102 Salissa Jones	17		1	1															
103 Jimm Simmon	24	1		1			Farmer	4	4	5			12	3	75				
104 Louisa Simmon	20		1	1															
105 Lemmon Simmon	5	1		1															
106 Vinny Simmon	2		1	1															
107 Betsy Simmon	1		1	1															
108 Solomon Parker	30	1		1					4										
109 James Jackson	34	1		1				8	3	5			5		30				
110 Nancy Jackson	30		1	1															
111 Lee Jackson	4	1		1															
112 Wallace Parker	23	1		1					2	2	4		13	1					
113 Lizzie Parker	23		1	1															
114 Nelly Parker	8		1	1															
115 Cole Pheta	6	1		1															
116 Kaselle Camp	3		1	1															
117 Fanny Jackson	34		1	1					1	2			8						
118 Williamson Jackson	25	1		1				15	7	4			7	5	200				
119 Mimma Jackson	25		1	1					5	6									
120 Hutson James	1	1		1															
TOTALS		14	16	30				43	33	24			86	11	375				

5 Census of *Red River* County,

Choctaw Nation, 1883

H. Rice & Sons, Printers and Binders, Fort Scott, Kansas.

NAMES.	AGE.	DESCRIPTION OF PERSONS.					OCCUPATION.	LAND. Acres under Cultivation.	LIVE STOCK.					AGRICULTURAL PRODUCTS.			MISCELLANEOUS OTHER INFORMATION.	
		Male.	Female.	Indian.	White.	Colored.			No. of Horses.	No. of Mules.	No. of Cattle.	No. of Sheep.	No. of Goats.	No. of Hogs.	No. Bales of Cotton.	No. Bushels of Corn.		No. Bushels of Wheat.
121 Celia James	22		1	1														
122 Johnson Williams	22	1		1				1					1/2	25				
123 Logan Jefferson	30	1		1		Farmer		1										
124 Sally Jefferson	35		1	1			6	3				30	3	5				
125 Betsy Jefferson	11		1	1														
126 Nancy Jefferson	12		1	1														
127 Calum Jefferson	7	1		1														
128 Selpha McClure	34	1		1														
129 Lornan Logan	22	1		1		Farmer		1				2						
130 Thompson Logan	27	1		1			6	2				2						
131 Sally Logan	30		1	1								1						
132 Joseph Logan	8	1		1														
133 Eliza Ann Logan	3		1	1														
134 Hopi Sawchabe	22	1		1		Farmer	3	1	1		1							
135 Betsy Sawchabe	55		1	1														
136 Nancy Sawchabe	37		1	1														
137 Alex McClure	40		1	1		Farmer	8	8	16		27	1/2						
138 Betty McClure	10		1	1														
139 Taylor McClure	4	1		1														
140 Albert Harner	35	1		1		Farmer	9	4			1	30						
141 Rosa Harner	30		1	1														
142 Sally Harner	2		1	1														
143 Deane Wilson	31	1		1			18	6	1	1	30							
144 Osborn Wilson	12	1		1														
145 Holman Wilson	10	1		1														
146 Albert Wilson	8	1		1														
147 Stage Wilson	21	1		1			3	3			3							
148 Daniel Hudson	42	1		1			11	1	3				10					
149 Kanahonda Hudson	42		1	1														
150 Joseph Hudson	16	1		1														
TOTALS		17	13	30			64	37	27	7	125	6	110					



Census of *Red River* County,

Choctaw Nation, 1885.

H. Metz & Sons, Printers and Binders, Fort Scott, Kansas.

NAMES.	AGE.	DESCRIPTION OF PERSONS.					OCCUPATION.	LAND. Acres under Cultivation.	LIVE STOCK.					AGRICULTURAL PRODUCTS.				MISCELLANEOUS. OTHER INFORMATION.
		Male.	Female.	Indian.	White.	Colored.			No. of Horses.	No. of Mules.	No. of Cattle.	No. of Sheep.	No. of Goats.	No. of Hogs.	No. Bales of Cotton.	No. Bushels of Corn.	No. Bushels of Wheat.	
151 D M Hudson	3	1		1														
152 Horace Hudson	6	1		1														
153 Emma Hudson	3		1	1														
154 Winny Hudson	2		1	1														
155 Frank Logan	33	1		1		Farmer										30		
156 Margaret Logan	35		1	1			3	3				9						
157 Charin Logan	6	1		1														
158 Nelson Wilson	19	1		1					9			19						
159 Daniel Jefferson	20	1		1		Farmer	5	1				2						
160 Fanny Jefferson	18		1	1														
161 Louisiana Jefferson	12		1	1														
162 Maichela he	60	1		1		"	2								10			
163 Susana Pragian	18		1	1														
164 Thomas Wilson	45	1		1		Farmer	5	4							6			
165 Elantima Wilson	35		1	1														
166 Bessie Wilson	32		1	1														
167 Sophia Wilson	18		1	1														
168 Impson Winship	35	1		1		"	6	4				6 1/2	3					
169 Betsy Winship	40		1	1														
170 Sampson Winship	10	1		1														
171 Willy Winship	7	1		1														
172 Simcon Jones	38	1		1		Farmer	38	3				4	3	100				
173 Bissy Jones	34		1	1														
174 Melvina Jones	18		1	1														
175 Wilson Wright	18	1		1					1									
176 Alfred Going	28	1		1		Farmer	3	10	50	7	100	3	80	30				
177 Eliza Going	36		1	1														
178 Nancy Going	9		1	1														
179 Mitty Going	17		1	1		"												
180 Ben Going	3	1		1														
TOTALS		15	15	30			59	32	50	7	140	6 1/2	229	30				

7 Census of Red River County,

Choctaw Nation, 1885

J. H. Rice & Sons, Printers and Binders, Fort Scott, Kansas.

NAMES.	DESCRIPTION OF PERSONS.					OCCUPATION.	LAND.	LIVE STOCK.					AGRICULTURAL PRODUCTS.				MISCELLANEOUS.		
	AGE.	Male.	Female.	Indian.	White.		Colored.	Acres under Cultivation.	No. of Horses.	No. of Mules.	No. of Cattle.	No. of Sheep.	No. of Goats.	No. of Hogs.	No. Bales of Cotton.	No. Bushels of Corn.	No. Bushels of Wheat.	No. Bushels of Oats.	OTHER INFORMATION
181 Martha Young	2		1	1															
182 Ellen Young	1		1	1															
183 Mary Le Plere	17		1	1						11									✓
184 Collis Saman	20	1		1			36	8		30	19		60	1	50	10	10		
185 Charles J. Stewart	53	1		1			39	8		30	30		65	1	60	12	10		
186 Mulroy Stewart	41		1	1															
187 Hatelye Johnson	16		1	1			16	20		12			100						
188 Louis Johnson	23	1		1															
189 Gibson Logan	8	1		1															
190 Annie Logan	6		1	1															
191 Nicholas Dyer	18	1		1						1									
192 Ethel W. Calvin	23	1		1						1									
193 Mattias McKinney	22	1		1			18	5		15			40	3/2	50				
194 Insa McKinney	21		1	1															
195 Tom Sampson	22	1		1			11	5					20	2	75				
196 Lotty Sampson	20		1	1															
197 Nancy Sampson	6		1	1															
198 Ricey Sampson	3		1	1															
199 Salley Sampson	1		1	1															
200 Martha McClure	60		1	1			8						1/2	80					
201 Molly McClure	38		1	1				1					16						
202 Abel Butler	25	1		1			10	4		4			15	1	30				
203 Helen Bickly	6	1		1															
204 John Harkins	47	1		1			24	4		4			50	2	100				
205 Mahowstema Harkins	45		1	1															
206 Sally McKinney	56		1	1				2											
207 Daniel Coxwell	30	1		1				5		4			3	1/2	15				
208 Sally Coxwell	25		1	1															
209 Granney Coxwell	12		1	1															
210 Anderson Coxwell	6	1		1															
TOTALS		13	17	30			155	64		103	39		369	12 1/2	460	22	20		

8 Census of *Red River* County,

Choctaw Nation, 1885.

H. Rice & Sons, Printers and Binders, Fort Scott, Kansas.

NAMES.	AGE.	DESCRIPTION OF PERSONS.					OCCUPATION.	LAND.		LIVE STOCK.					AGRICULTURAL PRODUCTS.				MISCELLANEOUS
		Male.	Female.	Indian.	White.	Colored.		Acres under Cultivation.	No. of Horses.	No. of Cattle.	No. of Sheep.	No. of Goats.	No. of Hogs.	No. Bales of Cotton.	No. Bushels of Corn.	No. Bushels of Wheat.	No. Bushels of Oats.	OTHER INFORMATION	
211 Jacob Coagswell	2	1																	
212 Charles J. Prudhomme	30	1				Farmer	25	3					2	150					
213 Molly Prudhomme	25		1																
214 King Prudhomme	8			1															
215 Josephine Prudhomme	6		1																
216 Levi Sampson	28	1				Farmer	30	2	1			10	1	70					
217 Winsey Sampson	10		1																
218 Noel Sampson	3	1																	
219 Elizabeth Sampson	2		1																
220 Mason McClure	35	1				Farmer	12	4	10			14	1	10					
221 Selah McClure	30		1					1	13	6									
222 Timothy Jefferson	27	1				Farmer	20	6	16				2	50					
223 Anisia Jefferson	21		1																
224 Orphan Jefferson	1	1																	
225 Jincy Graham	60		1			"	45	45	50	4		9	4	10					
226 Yemintahona	40		1					1											
227 Charles Loud	13	1										12							
228 John Billy	28	1				"	12	1				3	1	50					
229 Cetsy Billy	28		1																
230 David Billy	12	1																	
231 Wilkins Billy	3	1																	
232 Sam Houston	35	1						1	1			1		30					
233 Louisa Houston	48		1																
234 Selin Houston	12		1																
235 John Davis	30	1				"	6					1	1/2						
236 Heloma Davis	28		1																
237 Sabel Davis	4		1																
238 Eastman Jones	27	1				"	6	2					1	30					
239 Betsy Jones	22		1																
240 Sively Jones	1/2		1																
TOTALS		15	15	30				186	66	94	10	50	12 1/2	400					



Census of

County,

Choctaw Nation, 1885

J. M. Rice & Sons, Printers and Binders, Fort Scott, Kansas


NAMES.	AGE.	DESCRIPTION OF PERSONS.					OCCUPATION.	LAND.		LIVE STOCK.					AGRICULTURAL PRODUCTS.				MISCELLANEOUS.
		Male.	Female.	Indian.	White.	Colored.		Acres under Cultivation.	No. of Horses.	No. of Mules.	No. of Cattle.	No. of Sheep.	No. of Goats.	No. of Hogs.	No. Bales of Cotton.	No. Bushels of Corn.	No. Bushels of Wheat.	No. Bushels of Oats.	OTHER INFORMATION
241	Josiah Roman	30	/	/			Farmer	2	1	2				1/2	8				
242	Nicy Roman	10		/	/														
243	Joseph Roman	1	/	/															
244	Hannah Graham	24		/	/														
245	Eastman Roman	53	/	/			Farmer	18	2	6			100	1/2	10				
246	Siss Roman	30		/	/														
247	Charles Kooger	36	/	/			"	30	7	25			100						
248	Sucetta Kooger	30		/	/														
249	David Kooger	10	/	/															
250	William Kooger	8	/	/															
251	Ester Kooger	6		/	/														
252	Linna Kooger	3		/	/														
253	P. Smith Kooger	24	/	/															
254	George Caldwell	40	/	/			Farmer	10	1				6	1/2	50				
255	Letty Caldwell	32	/	/															
256	Willis Wilson	29	/	/			"	12	2	6			2	100					
257	Anna Wilson	28		/	/														
258	Martha Wilson	6		/	/														
259	Sarah Wilson	1		/	/														
260	James Millweed	30	/	/			"	10	10	4			20	1/2	10				
261	Anna Millweed	40		/	/														
262	Lucy Millweed	12		/	/														
263	Hortense Millweed	4	/	/															
264	Simpson Millweed	1	/	/															
265	Susann Millweed	50		/	/					1									
266	Josephine Millweed	9		/	/														
267	Charles Job	19	/	/			"	8	5	8	20			1/2	50				
268	Aly Job	43		/	/														
269	Betsy Job	5		/	/														
270	Frederic Job	30		/	/				2	6									
TOTALS			14	16	30			90	31	57	20		226	6 1/2	228				

10 Census of Red River County,

Choctaw Nation, 1885.

W. Rice & Sons, Printers and Binders, Fort Smith, Arkansas.

NAMES.	AGE.	DESCRIPTION OF PERSONS.					OCCUPATION.	LAND.	LIVE STOCK.					AGRICULTURAL PRODUCTS.				MISCELLANEOUS.	
		Male.	Female.	Indian.	White.	Colored.		Acres under Cultivation.	No. of Horses.	No. of Mules.	No. of Cattle.	No. of Sheep.	No. of Goats.	No. of Hogs.	No. Bales of Cotton.	No. Bushels of Corn.	No. Bushels of Wheat.	No. Bushels of Oats.	OTHER INFORMATION
271	Inis Job	9	1	1															
272	Julia Job	1	1	1															
273	Princy Wilson	15	1	1															
274	Wallace McClure	60	1	1			Farmer	20	8	16	10	10	3	100					
275	Isabella McClure	60	1	1															
276	Reuben McClure	20	1	1			"	4	3										
277	Thompson McClure	18	1	1			"												
278	James Brown	69	1	1			"	12	20	30	18	52	1	30					
279	Sary Brown	55	1	1															
280	Michael Brown	24	1	1			"	3	10			13		15					
281	Lon Brown	19	1	1					4			8	1/2						
282	Haniet Brown	20	1	1					5										
283	Answeath Byington	7	1	1															
284	Joslin G Brown	36	1	1			"	30	16	10	8	20	2						
285	Selden Brown	8	1	1															
286	Adolphus Brown	5	1	1															
287	Wilson Shawin	13	1	1															
288	Oliza Shawin	75	1	1															
289	Jason Thomas	23	1	1			"	9	2				1	50					
290	Loren Harner	40	1	1			"	5	5			7	1	40					
291	Sarah Ann Harner	40	1	1			✓												
292	Smallwood Harner	2	1	1															
293	John Thomas	50	1	1			"	8	1				1	60					
294	Malissa Thomas	25	1	1															
295	Ellen Thomas	22	1	1															
296	Arlington Thomas	3	1	1															
297	Anderson Thomas	2	1	1															
298	Arnis Thomas	1/2	1	1															
299	Robert Collier	26	1	1			"	2					1/2						
300	Thomas H. Byington	44	1	1			"	30	3	2		100	3	200					
TOTALS			19	11	30			123	77	58	36	210	13	495					



11 Census of *Red River* County,

Choctaw Nation, 1885

J. H. Rice & Sons, Printers and Binders, Fort Smith, Kansas.

		DESCRIPTION OF PERSONS.						LAND.		LIVE STOCK.						AGRICULTURAL PRODUCTS.				MISCELLANEOUS.	
NUMBERS.	NAMES.	AGE.	Male.	Female.	Indian.	White.	Colored.	OCCUPATION.	Acres under Cultivation.	No. of Horses.	No. of Mules.	No. of Cattle.	No. of Sheep.	No. of Goats.	No. of Hogs.	No. Bales of Cotton.	No. Bushels of Corn.	No. Bushels of Wheat.	No. Bushels of Oats.	OTHER INFORMATION	
301	Sarah Byington	35		1	1																
302	George Byington	15	1		1																
303	Maudie Byington	11		1	1																
304	Sony Byington	11	1		1																
305	Judas Byington	2	1		1																
306	Milly Harley	23		1	1			Farmer	8	5		15			20		25				
307	Ida Harley	19		1	1																
308	Willis Grant	3	1		1																
309	Dixon Harley	27	1		1			Farmer	12	1	1	25			30	1	100				
310	Silway Harley	33		1	1																
311	Styke Harley	7	1		1																
312	Salley Harley	6		1	1																
313	Widas King	27	1		1			"	3	3						1/2	130				
314	Solomon King	23	1		1			"	3	5						1/2	130				
315	Pesahona Opatonabe	40		1	1			"	8	2		40		10			50				
316	Elizabeth Opatonabe	40		1	1			"		4		6		1							
317	Anna King	28		1	1			"	14	30		4		5			50				
318	Susau Opatonabe	20		1	1			"				20									
319	Johnny Mintabe	10	1		1																
320	John Willis	25	1		1					4		3		3							
321	Agnis Opatonabe	9		1	1					1		2		6							
322	Emey Opatonabe	13		1	1					1		3		6							
323	Thomas Harley	66	1		1				12	9		13		36	1/2		90				
324	Rhoda Harley	65		1	1																
325	Selin Harley	27		1	1																
326	Calvin Harley	36	1		1			"	10	6		8					100				
327	Amelia Harley	35		1	1																
328	Holson Harley	3	1		1																
329	Matamieuhogo	65		1	1					2		2									
330	Pason Wilston	35	1		1			"	10	15		10	8		50	1/2	200				
TOTALS			14	16	30				80	94	1	151	8		167	5	875				



J. H. Rice & Sons, Printers and Binders, Fort Scott, Kansas

NAMES	AGE	DESCRIPTION OF PERSONS					OCCUPATION	LAND		LIVE STOCK					AGRICULTURAL PRODUCTS				MISCELLANEOUS	
		Male	Female	Indian	White	Colored		Acres under Cultivation	No. of Horses	No. of Mules	No. of Cattle	No. of Sheep	No. of Goats	No. of Hogs	No. Bales of Cotton	No. Bushels of Corn	No. Bushels of Wheat	No. Bushels of Oats	OTHER INFORMATION	
331	Beng Wilston	70	1	1																
332	Elizabeth Wilston	2	1	1																
333	Sophia King	14	1	1																
334	Charles Wilston	32	1	1			Farmer	12	30	50	3		150	1/2	150					
335	Louisa Wilston	30	1	1																
336	Rosa Wilston	8	1	1																
337	Jacob Wilston	6	1	1																
338	Silas Wilston	3	1	1																
339	Siddy Wilston	60	1	1			"	10	8	10			20	1/2	50					
340	James Thomas	28	1	1																
341	Wacey Thomas	30	1	1			"	1	5	18			3							
342	John Wilston	24	1	1			"	6	5	15			80	1/2	125					
343	Eliza Ann Wilston	20	1	1						1			8							
344	William Johnson	38	1	1			"	12	1					1/2	60					
345	Berna Johnson	25	1	1					2											
346	Willis Johnson	14	1	1																
347	Sutsey Johnson	6	1	1																
348	Willissa Johnson	3	1	1																
349	Silton Johnson	1	1	1																
350	Oratema	57	1	1			"	1	5											
351	William Sampson	19	1	1																
352	Solomon Jones	32	1	1			"	16	8	19	3		25	1/2	85					
353	Nancy Jones	40	1	1					2	4			8							
354	Oshau Durant	2	1	1						3										
355	Joel Salamintabe	38	1	1			"	14	2					1/2	30					
356	Sally Salamintabe	65	1	1					1											
357	Sally Salamintabe	19	1	1					3											
358	Ostern Pontaiya	4	1	X					1											
359	Wattis Pontaiya	25	1	1																
360	Jacob Jack	60	1	1																
TOTALS																				




13 Census of *Red River* County,

Choctaw Nation, 1885.

H. Rick & Sons, Printers and Binders, Fort Scott, Kansas.

NAMES.	AGE.	DESCRIPTION OF PERSONS.					OCCUPATION.	LAND. Acres under Cultivation.	LIVE STOCK.				AGRICULTURAL PRODUCTS.				MISCELLANEOUS OTHER INFORMATION	
		Male.	Female.	Indian.	White.	Colored.			No. of Horses.	No. of Mules.	No. of Cattle.	No. of Sheep.	No. of Goats.	No. of Hogs.	No. Bales of Cotton.	No. Bushels of Corn.		No. Bushels of Wheat.
367 Melisa Jack	25		1	1														
362 Stewart Mitchell	48	1		1			Farmer	35	8	15			10	70				
363 Eliza Mitchell	45		1	1					1	2		15						
364 Albert Mitchell	20	1		1					1	6		5						
365 Griggs Mitchell	15	1		1														
366 Manoria Mitchell	7		1	1														
367 Maxwell Byington	30	1		1				2				2						
368 Grayson McClure	30	1		1				2										
369 Elvina McClure	40		1	1				3				5						
370 Nancy Camp	8		1	1														
371 Bobby Camp	60	1		1								4						
372 Paul Logan	19	1		1				1				10						
373 Shalatake	40	1		1														
374 Antima	38		1	1														
375 Phoebe Tushka	43		1	1			Farmer	5	4	2		6	1/2					
376 Michael Tushka	15	1		1														
377 Mary Tushka	60		1	1														
378 Wallace Tushka	50	1		1			"	15	6	10		1	1/2	50				
379 Lizzie Tushka	40		1	1														
380 Missell Tushka	15		1	1														
381 Kitty Tushka	13		1	1														
382 Sally Tushka	12		1	1														
383 Eliza Tushka	7		1	1														
384 Silas Tushka	6	1		1														
385 Willis Tushka	3	1		1														
386 Con Davis	28	1		1			"	17	8	2		30	1	60				
387 Black Davis	9	1		1														
388 Gibson Davis	7	1		1														
389 Sucky Davis	5		1	1														
390 Elphin Wright	25	1		1				8	4			20	1	40				
TOTALS		16	14	30				80	40	37		101	14	220				



14 Census of Red River County,

Choctaw Nation, 1885

		DESCRIPTION OF PERSONS.						LAND.		LIVE STOCK.						AGRICULTURAL PRODUCTS.				MISCELLANEOUS.	
No.	NAMES.	AGE.	Male.	Female.	Indian.	White.	Colored.	OCCUPATION.	Acres under Cultivation.	No. of Horses.	No. of Mules.	No. of Cattle.	No. of Sheep.	No. of Goats.	No. of Hogs.	No. Bales of Cotton.	No. Bushels of Corn.	No. Bushels of Wheat.	No. Bushels of Oats.	OTHER INFORMATION.	
391	Bissan Wright	19	1	1											15						
392	Emma Wright	1	1	1																	
393	Henry Pridhomme	40	1		1			Farmer	18	2					20	1	10				
394	Inis Pridhomme	13	1	1																	
395	Armpsey Pridhomme	9	1		1																
396	Dan Ellis	26	1		1			"	3	3	3				30	2	15				
397	Silway Ellis	30	1	1						2	2				5						
398	Susy Ellis	2	1	1																	
399	Philis Ton Thomas	10	1		1					2	2										
400	Sarah Ann Thomas	8	1	1																	
401	Mason Blake	28	1		1			"	4	5					1		30				
402	Mahak Blake	30	1	1																	
403	Doceney Thomas	39	1		1			"													
404	Susan Thomas	39	1	1				"	10	2	14				0	3 1/2	150				
405	Duke Thomas	14	1		1																
406	Louis Ahnetake	37	1		1			"	4	5					4	1 1/2	40				
407	Lucey Ahnetake	35	1	1																	
408	Betsy Ahnetake	30	1	1																	
409	Wilson Ahnetake	13	1		1																
410	Deus Ahnetake	12	1		1																
411	Davis Ahnetake	5	1		1																
412	Ames Achehona	1	1		1			"													
413	Albert Forbis	39	1	1				Farmer	6	3	2				60	1 1/2	85				
414	Jane Forbis	28	1	1																	
415	Eddy Forbis	13	1		1																
416	Julius J. Victor	20	1		1			"	20	15	1	40		25	15	4	300				
417	James L. Harris	28	1		1			"	65	15	20				20	10	2500				
418	Daniel Webster	40	1		1			"	60	80	250	5			50		400				
419	Luisan Webster	22	1	1								15									
420	Sarah Webster	5	1	1																	
TOTALS			18	12	30				190	137	1	348	16		291	23 1/2	3430				

H. Mack & Sons, Printers and Binders, Fort Scott, Kansas.

NAMES.	AGE.	DESCRIPTION OF PERSONS.					OCCUPATION.	LAND. Acres under Cultivation.	LIVE STOCK.					AGRICULTURAL PRODUCTS.			MISCELLANEOUS	
		Male.	Female.	Indian.	White.	Colored.			No. of Horses.	No. of Mules.	No. of Cattle.	No. of Sheep.	No. of Goats.	No. of Hogs.	No. Bales of Cotton.	No. Bushels of Corn.	No. Bushels of Wheat.	No. Bushels of Oats.
421 Stephen Walker	18	1		1			Farmer	4	1					5		8		
422 Benjamin Watkins	37	1		1					2					6	1	45		
423 Anna Watkins	1		1	1														
424 Thomas Wright	29	1		1			"	16	5	15			50	2 1/2	150			
425 Susan Wright	36		1	1														
426 Annie Wright	60		1	1			"	6	1				60		50			
427 Sam Wright	11	1		1														
428 George Kincaid	45	1		1			"	6	8	2			15					
429 Lyman Kincaid	12	1		1														
430 Samuel Kincaid	6	1		1														
431 Eley Watkins	30		1	1			"	1										
432 Lon Watkins	6	1		1														
433 Gibbon Watkins	2	1		1														
434 Ward Willis	37	1		1			"	6	4					1	15			
435 Eliza Willis	27		1	1														
436 Byington Willis	6	1		1														
437 Agna Willis	2	1		1														
438 Wylie Willis	2		1	1														
439 Wesley Watkins	39	1		1			"	15	3	2			10		40			
440 Eliza Watkins	28		1	1														
441 Gibbon Fisher	2	1		1														
442 Impson Oklahambe	45	1		1			"	20	10	3			10	8	250			
443 Betty Oklahambe	40		1	1														
444 Jenny Oklahambe	20		1	1														
445 Lena Oklahambe	3		1	1														
446 Columbus Oklahambe	2	1		1														
447 Peter Thompson	30	1		1			"	6	6	3			13	1	20			
448 Sarah Ann Thompson	20		1	1														
449 Elliston Nelson	26	1		1			"	3	1				5	2	15			
450 Wisedy Nelson	22		1	1														
TOTALS		18	12	30				8	91	25			174	14	593			

16 Census of *Red River* County,

Choctaw Nation, 1885

J. M. Rice & Sons, Printers and Binders, Fort Scott, Kansas

NAMES.	AGE.	DESCRIPTION OF PERSONS.					OCCUPATION.	LAND.		LIVE STOCK.						AGRICULTURAL PRODUCTS.				MISCELLANEOUS.
		Male.	Female.	Indian.	White.	Colored.		Acres under Cultivation.	No. of Horses.	No. of Mules.	No. of Cattle.	No. of Sheep.	No. of Goats.	No. of Hogs.	No. Bales of Cotton.	No. Bushels of Corn.	No. Bushels of Wheat.	No. Bushels of Oats.	OTHER INFORMATION.	
451	3	1		1																
452	1/2	1		1																
453	30	1		1																
454	30		1	1				6	6					1 1/2	50					
455	4	1		1																
456	3	1		1																
457	65	1		1																
458	13	1		1																
459	8	1		1																
460	7		1	1																
461	28	1		1				6	2					35	1/2	10				
462	35		1	1					4											
463	14	1		1																
464	12		1	1				6	4	8			10	3	40					
465	30	1		1																
466	22		1	1																
467	1		1	1																
468	26	1		1																
469	5	1		1																
470	75		1	1					1	5				1/2						
471	12		1	1																
472	50		1	1				58	60	100			50	14	500					
473	18		1	1																
474	9		1	1																
475	5		1	1																
476	30	1		1				10	2				3	1/2	150					
477	40		1	1																
478	6	1		1																
479	45	1		1				3	2											
480	35		1	1																
TOTALS		16	14	30				89	81	173			98	20	750					

17

Census of

County,

Choctaw Nation, 1885

NAMES.	DESCRIPTION OF PERSONS.						OCCUPATION.	LAND.	LIVE STOCK.						AGRICULTURAL PRODUCTS.			MISCELLANEOUS.	
	AGE.	Male.	Female.	Indian.	White.	Colored.		Acres under Cultivation.	No. of Horses.	No. of Mules.	No. of Cattle.	No. of Sheep.	No. of Goats.	No. of Hogs.	No. Bales of Cotton.	No. Bushels of Corn.	No. Bushels of Wheat.	No. Bushels of Oats.	OTHER INFORMATION.
481 Daniel Walker	3	1		1															
482 John Taylor	43	1		1			farmer	13	10	50			10	2	100				
483 Winnie Taylor	30		1	1															
484 Hutson Taylor	15	1		1			"												
485 Jonas Taylor	11	1		1			"												
486 Frances Taylor	7		1	1															
487 Nancy Taylor	20		1	1															
488 William Taylor	1 1/2	1		1															
489 Edmond Scott	46	1		1			Farmer	10	15	12			25	3	70				
490 Betsey Scott	65		1	1															
491 Stephen Jefferson	21	1		1			"	4	4				5		30				
492 John Lemon	21	1		1			"	9	5				25		20				
493 Selina Lemon	20		1	1															
494 Ben Lemon	7	1		1															
495 Byington Brown	34	1		1			"	15	7	15			3	1/2	4				
496 Emma Brown	7		1	1															
497 Ellen Brown	4		1	1															
498 Idas Brown	1		1	1															
499 Emma Brown	60		1	1			"	24	8	20	10		100	1/2	40				
500 Armpson Brown	30	1		1															
501 Stephen Fisher	30	1		1			"	5	5	3			40	1/2	100				
502 Silway Fisher	30		1	1															
503 Winnie Fisher	11		1	1															
504 Silly Fisher	10		1	1															
505 Jackson Luke	22	1		1			"	4	1				30	2	20				
506 Melvina Luke	30		1	1															
507 Wacey Lewis	40		1	1															
508 Sam Robinson	30	1		1			"	3	1				8	1/2					
509 Nellis Robinson	40		1	1															
510 Colbert Watkins	30	1		1			"	10	9	1			10	1/2	10				
TOTALS			15	15	30			97	65	101	10		256	1 1/2	390				



18 Census of Red River County,

Choctaw Nation, 1885

NAMES.	AGE.	DESCRIPTION OF PERSONS.					OCCUPATION.	LAND.	LIVE STOCK.					AGRICULTURAL PRODUCTS.				MISCELLANEOUS.	
		Male.	Female.	Indian.	White.	Colored.		Acres under Cultivation.	No. of Horses.	No. of Mules.	No. of Cattle.	No. of Sheep.	No. of Goats.	No. of Hogs.	No. Bales of Cotton.	No. Bushels of Corn.	No. Bushels of Wheat.	No. Bushels of Oats.	OTHER INFORMATION
511 Polly Watkins	40		1	1															
512 Frank Norman	62	1					Farmer	13	15	3	2		10	1	200				
513 Eliza Norman	50		1	1															
514 Betsy Gibson	23		1	1			"		6				5						
515 Nancy Gibson	1		1	1															
516 J. W. Goodington	38	1		1			"	30	4	4			20	6	75				
517 Melvina Goodington	21		1	1															
518 Virginia Goodington	3		1	1															
519 Jimmy Goodington	1	1		1															
520 Dally Carnes	15		1	1															
521 Carry Carnes	9		1	1															
522 Isen Naknitaya	30	1		1			"	2	1	2			20						
523 Mimy Naknitaya	20		1	1															
524 Louisiana Naknitaya	5		1	1															
525 Emma Naknitaya	3		1	1															
526 Moses Gibson	1	1		1															
527 Tennessee Hodges	7		1	1															
528 John Naknitaya	60	1		1			"	8	2	5					25				
529 Simon Clay	57	1		1			"	30	9	18			10	5	150				
530 Betsy Clay	35		1	1															
531 Garvin Clay	21	1		1					1	3			5						
532 Kiasi Clay	18		1	1					2	6									
533 Kanimonabe	50	1		1			"	12	10		8			3	3				
534 Julia Kanimonabe	30		1	1					2				10						
535 Charleson Kanimonabe	18	1		1					4	2									
536 Esther Kanimonabe	4		1	1															
537 Ene Kanimonabe	2		1	1															
538 John Fisher	35	1		1			"	2	4				6	1/2	10				
539 Lucy Fisher	28		1	1															
540 Wilson Fisher	14	1		1															
TOTALS		12	18	30				97	60	43	10		86	16 1/2	463	2			



19 Census of Red River County,

Choctaw Nation, 1885.

NAMES.	AGE.	DESCRIPTION OF PERSONS.					OCCUPATION.	LAND.	LIVE STOCK.						AGRICULTURAL PRODUCTS.			MISCELLANEOUS.	
		Male.	Female.	Indian.	White.	Colored.		Acres under Cultivation.	No. of Horses.	No. of Mules.	No. of Cattle.	No. of Sheep.	No. of Goats.	No. of Hogs.	No. Bales of Cotton.	No. Bushels of Corn.	No. Bushels of Wheat.	No. Bushels of Oats.	OTHER INFORMATION.
541 Walter Fisher	1/2	1		1															
542 Susy Fisher	17		1	1															
543 Gibson Jarney	23	1		1		Farmer	1	2					1	40					
544 Patsy Jarney	22		1	1															
545 Sid Jarney	5		1	1															
546 Imis Jarney	1/2		1	1															
547 Thomas Loud	45	1		1		"	33	8	1	15	22		30	1/2	100				
548 Willy Loud	40		1	1															
549 Sam Willis	29	1		1															
550 Susan Willis	19		1	1															
551 Nicholas McDaniel	30	1		1		"	5	1											
552 James Brown	50	1		1		"	4	4	3	2		3	1/2	20					
553 Francis Brown	8		1	1															
554 Loman Loud	30	1		1		"	20	5					3	200					
555 Mary Loud	30		1	1															
556 Hilson Mack	34	1		1		"	8	3					2						
557 Julia Mack	40		1	1															
558 Watson Taylor	15	1		1															
559 Watson James	25	1		1		"	3	2						1/2	15				
560 Silma James	28		1	1															
561 Amos James	4	1		1															
562 Jimmy James	12	1		1															
563 Willis Charley	16	1		1															
564 John Dixon	42	1		1															
565 Sis Dixon	11		1	1															
566 Henry McIntosh	32	1		1		"													
567 Betsy McIntosh	30		1	1															
568 Charley Wilson	22	1		1		"	8	1				30		50					
569 William Wilson	1	1		1															
570 Mirna Foster	60		1	1			1												
TOTALS		17	13	30			95	29	1	18	24		70	7 1/2	450				

20 Census of *Red River* County,

Choctaw Nation, 1885.

J. H. Rice & Sons, Printers and Binders, Fort Scott, Kansas.


		DESCRIPTION OF PERSONS.						LAND.		LIVE STOCK.						AGRICULTURAL PRODUCTS.			MISCELLANEOUS.		
NUMBERS.	NAMES.	AGE.	Male.	Female.	Indian.	White.	Colored.	OCCUPATION.	Acres under Cultivation.	No. of Horses.	No. of Mules.	No. of Cattle.	No. of Sheep.	No. of Goats.	No. of Hogs.	No. Bales of Cotton.	No. Bushels of Corn.	No. Bushels of Wheat.	No. Bushels of Oats.	OTHER INFORMATION.	
571	Doris Foster	13	/		/																
572	Frances Foster	7		/	/																
573	Phelan Tushka	40	/		/			Farmer	40	13		3			70	3	100				
574	Silway Tushka	41		/	/																
575	Winney Tushka	16		/	/																
576	Silvia Tushka	12		/	/																
577	James Tushka	4	/		/																
578	James Hooks	60	/		/			"	6	5		7			7		50				
579	Robert Taylor	30	/		/			"	13	7		6			20	2	30				
580	Wiley Taylor	28		/	/																
581	Simon Taylor	11	/		/																
582	Siley Taylor	8		/	/																
583	Elsy Taylor	14		/	/																
584	John E. Wright	31	/		/																
585	Susan Wright	28		/	/																
586	Sally Wright	6		/	/																
587	Peter Wright	2	/		/																
588	Elam Hast	32	/		/			"	12	2					21	2	100				
589	Bissey Hast	20		/	/											2	50				
590	Arlington Hast	1	/		/																
591	Thomas Billy	16	/		/					1											
592	Sally Billy	11		/	/																
593	Louisiana Billy	40		/	/			"	6	1											
594	Minnie Billy	20		/	/																
595	Gratham Billy	15	/		/																
596	Geny Billy	13		/	/																
597	Joe Billy	9	/		/																
598	Elza Billy	4		/	/																
599	William Billy	5	/		/																
600	Lucy McAfee	40		/	/			"	4	2		6			8	1/2					
TOTALS				14	16	30			81	32		22			126	9 1/2	330				

NAMES.	AGE.	DESCRIPTION OF PERSONS.					OCCUPATION.	LAND. Acres under Cultivation.	LIVE STOCK.						AGRICULTURAL PRODUCTS.				MISCELLANEOUS OTHER INFORMATION.
		Male.	Female.	Indian.	White.	Colored.			No. of Horses.	No. of Mules.	No. of Cattle.	No. of Sheep.	No. of Goats.	No. of Hogs.	No. Bales of Cotton.	No. Bushels of Corn.	No. Bushels of Wheat.	No. Bushels of Oats.	
601 Melvina McAfee	20		1	1				4	2										
602 Frank McAfee	15	1		1															
603 Gracey McAfee	10		1	1															
604 Harmon Jones	5	1		1															
605 Josephine Jones	1		1	1															
606 Elizabeth Jones	20		1	1															
607 Sefpy Jones	1		1	1															
608 Willis Makambe	60	1		1		Farmer	12	15	1	60	10		100	2	100				
609 Bissy Makambe	25			1	1				2										
610 Jo Gibson	19	1		1					2	1									
611 Will Impson	25	1		1					2							50			
612 Nancy Impson	6		1	1															
613 Osborn Fisher	33	1		1		"	10	2						4	20				
614 Selin Fisher	20		1	1															
615 Solomon Jones	38	1		1		"	15	15		20	8		30	7	100				
616 Dixie Jones	40		1	1															
617 Hannibal Jones	8	1		1															
618 Ison Jones	19	1		1															
619 Kumpsi	30	1		1		"	8	5		7				1/2	50				
620 Louisa Kumpsi	25		1	1															
621 Dallas Kumpsi	1	1		1															
622 Wilmon McAfee	35	1		1		"	10							1/2	10				
623 Josiah McAfee	7	1		1															
624 Joseph Hambe	40	1		1		"	4	2		5				2	25				
625 Louisa Hambe	20		1	1															
626 Hodges Kanimaya	22	1		1		"	4	2											
627 Jenny Kanimaya	24		1	1															
628 Impson Toshka	21	1		1		"			7				5	1/2	100				
629 Mary Toshka	20		1	1															
630 Alfred Luskka	3	1		1															
TOTALS		17	13	33			67	56	1	93	18		136	17 1/2	455				

22 Census of *Red River* County,

Choctaw Nation, 1885.

NAMES.	AGE.	DESCRIPTION OF PERSONS.					OCCUPATION.	LAND.		LIVE STOCK.						AGRICULTURAL PRODUCTS.				MISCELLANEOUS.
		Male.	Female.	Indian.	White.	Colored.		Acres under Cultivation.	No. of Horses.	No. of Mules.	No. of Cattle.	No. of Sheep.	No. of Goats.	No. of Hogs.	No. Bales of Cotton.	No. Bushels of Corn.	No. Bushels of Wheat.	No. Bushels of Oats.	OTHER INFORMATION.	
631 Amy Robinson	45	1	1																	
632 Man Robinson	16	1		1																
633 Saile Allapale	55	1	1			Farmer	14	3				36								
634 Filis Allapale	19	1	1			"	2	1	2			12								
635 Raven Mintabe	25	1		1			15	9	30	10		10	1	20						
636 Nancy Mintabe	22	1	1																	
637 Anderson Mintabe	51	1		1																
638 Saini Mintabe	2	1	1																	
639 Stein Mintabe	1/2	1	1																	
640 Ellis Barney	35	1		1		"	18	4	3			15								
641 Izabella Barney	34	1	1																	
642 Samuel Barney	8	1	1																	
643 Vinny Barney	5	1	1																	
644 Bob Shaw	60	1		1		"	8	2	7			30		30						
645 Saini Shaw	53	1	1																	
646 Tom Shaw	18	1	1																	
647 Philiston Shaw	16	1	1																	
648 Iney Shaw	9	1	1																	
649 Alice Taylor	39	1	1			"	10	3	11			40		40						
650 Filis Taylor	34	1	1																	
651 Amy Taylor	13	1	1																	
652 Zack Taylor	10	1	1																	
653 Mason Taylor	8	1	1																	
654 Selpha Taylor	6	1	1																	
655 Eastman Bettiest	41	1		1		"	14	3	4			7	1/2	45						
656 Phebe Bettiest	50	1	1																	
657 Sophia Bettiest	7	1	1																	
658 Ellen Bettiest	5	1	1																	
659 Melvina Bettiest	90	1	1			"	9	1	1			8								
660 Wright Wilson	9	1	1						1	1										
TOTALS		13	17	30			81	35	61			158	1/2	165						



23 Census of *Red River* County,

Choctaw Nation, 1885.

J. W. Rice & Sons, Printers and Binders, Fort Scott, Kansas

NAMES.	AGE.	DESCRIPTION OF PERSONS.					OCCUPATION.	LAND. Acres under Cultivation.	LIVE STOCK.						AGRICULTURAL PRODUCTS.			MISCELLANEOUS. OTHER INFORMATION.	
		Male.	Female.	Indian.	White.	Colored.			No. of Horses.	No. of Mules.	No. of Cattle.	No. of Sheep.	No. of Goats.	No. of Hogs.	No. Bales of Cotton.	No. Bushels of Corn.	No. Bushels of Wheat.		No. Bushels of Oats.
661 Anna Wright	7		1	1															
662 Mary Wright	3		1	1															
663 Elie Wright	2		1	1															
664 Hilsey Jones	13		1	1															
665 Adam Balliest	44	1		1				1					6						
666 Thompson Balliest	2	1		1															
667 Houston Balliest	17	1		1															
668 Nancy Balliest	4		1	1															
669 Kanchilona James	20		1	1															
670 Benson Hampton	40	1		1			<i>Farm</i>		5	1	8		50	1	100				
671 Della French	20		1	1															
672 Sam Kaniatabe	47	1		1			"	22	6	2	19		60	3	140				
673 Sally Kaniatabe	46		1	1															
674 Billy Kaniatabe	20	1		1															
675 Ross Kaniatabe	4	1		1															
676 Selia Kaniatabe	25		1	1															
677 Follis Kaniatabe	4	1		1															
678 Moses Kaniatabe	9	1		1															
679 Izabella Kaniatabe	14		1	1															
680 Lyla Kaniatabe	3		1	1															
681 Morris John	35	1		1															
682 Benin John	25	1		1															
683 James John	1	1		1															
684 Betsy Cornelius	60		1	1															
685 Nancy John	24		1	1															
686 Agnes John	37		1	1															
687 Heopatabe	70	1		1			"	20	10	10	2		50	3	100				
688 Lyoke Heopatabe	62		1	1															
689 Simon Heopatabe	48	1		1															
690 Jane Heopatabe	18		1	1															
TOTALS		14	16	30				50	22	3	91	2	106	7	250				

24 Census of *Red River* County,

Choctaw Nation, 1883


NAMES.	DESCRIPTION OF PERSONS.						OCCUPATION.	LAND.		LIVE STOCK.					AGRICULTURAL PRODUCTS.			MISCELLANEOUS.	
	AGE.	Male.	Female.	Indian.	White.	Colored.		Acres under Cultivation.	No. of Horses.	No. of Mules.	No. of Cattle.	No. of Sheep.	No. of Goats.	No. of Hogs.	No. Bales of Cotton.	No. Bushels of Corn.	No. Bushels of Wheat.	No. Bushels of Oats.	OTHER INFORMATION.
676 Simon Wakaiya	36	1		1			Wagon	5	1	3			30	1	50				
677 Diney Wakaiya	35		1	1				3							70				
678 Joel Wakaiya	4	1		1															
679 Wilson Vragin	15	1		1															
680 Allen James	30	1		1			"	4	3										
686 Sizzie James	35		1	1															
687 Milly James	6		1	1															
688 Bissy James	4		1	1															
689 Alcy James	2		1	1															
700 Ketsy James	1		1	1															
701 Helen Walker	40		1	1					2										
702 Henry Walker	15		1	1															
703 Arny Walker	45		1	1															
704 Sam Walker	12	1		1															
705 Sibby Walker	45		1	1															
706 Nancy Walker	20		1	1															
707 Sally Walker	18		1	1															
708 Cephus Walker	10	1		1															
709 Abel Sockey	23	1		1			"	18	5				10	2 1/2	120				
710 Sally Sockey	25		1	1															
711 Jacob Sockey	6	1		1															
712 Chauncy Sockey	4	1		1															
713 Sully Sockey	65		1	1			"	3	9	6			10	1/2	70				
714 Solomon Allen	20	1		1					3										
715 Sammie Allen	20		1	1															
716 Jacob Lewis	25	1		1															
717 Sally Lewis	20		1	1															
718 Mary Lewis	1		1	1															
719 Jackson Jozarn	40	1		1			"	20	6	20	10		25	2	75				
720 Sally Jozarn	30		1	1															
TOTALS		12	18	30				53	28	29	10		75	6	275				

25 Census of Red River County,

Choctaw Nation, 1885

J. H. Rice & Sons, Printers and Binders, Post Office, Kansas

NAMES.	AGE.	DESCRIPTION OF PERSONS.					OCCUPATION.	LAND.		LIVE STOCK.					AGRICULTURAL PRODUCTS.				MISCELLANEOUS.
		Male.	Female.	Indian.	White.	Colored.		Acres under Cultivation.	No. of Horses.	No. of Mules.	No. of Cattle.	No. of Sheep.	No. of Goats.	No. of Hogs.	No. Bales of Cotton.	No. Bushels of Corn.	No. Bushels of Wheat.	No. Bushels of Oats.	OTHER INFORMATION
721 Eliza Shawnee	15		1	1															
722 Nancy Shawnee	11		1	1															
723 William Amos	30	1		1			Farmer	18	10	2			30	1	20				
724 Elias Amos	3	1		1					2	8			20						
725 Mary Amos	1		1	1															
726 Susan Amos	25		1	1															
727 Amy Jozarn	60	X	1	1			"	2	6	10			18						
728 Isham Jozarn	24	1		1			"	5	4	5			10						
729 Betsy Jozarn	20		1	1															
730 Julieton Jozarn	6	1		1															
731 Melissa Jozarn	4		1	1															
732 Garies Wallis	22	1		1			"	4	3	10			110	1/2	25				
733 Salina Wallis	30		1	1															
734 Martha Wilson	6		1	1															
735 Sampson Wallis	30	1		1			"	2	7				60		10				
736 Lucy Wallis	35		1	1															
737 Emily Wallis	1		1	1															
738 Wally Winlock	35	1		1			"	6	11	11			6	2	25				
739 Sally Winlock	45		1	1															
740 Selia Winlock	4		1	1															
741 Alpheus Winlock	1	1		1															
742 Ed Harris	31	1		1			"	110	50	4	80	4		200	10	500			
743 Amanda Harris	33		1	1															
744 Percy Simpson	30		1	1			"	100	8	1	25		80	8	200				
745 Johnson J. Watkins	45	1		1			"	35	14	1	24		75	4	150				
746 Balinda Watkins	35		1	1															
747 Emma Watkins	3		1	1															
748 Edwy Fisher	30		1	1															
749 Thomas Fisher	6	1		1															
750 Crockett Garland	24	1		1					2										
TOTALS.			12	18	30				282	104	6	168	1	529	27 1/2	980			



24 Census of Red River County,

Choctaw Nation, 1885

J. H. Rice & Sons, Printers and Binders, Fort Scott, Kansas

NAMES.	AGE.	DESCRIPTION OF PERSONS.					OCCUPATION.	LAND.		LIVE STOCK.					AGRICULTURAL PRODUCTS.			MISCELLANEOUS.	
		Male.	Female.	Indian.	White.	Colored.		Acres under Cultivation.	No. of Horses.	No. of Mules.	No. of Cattle.	No. of Sheep.	No. of Goats.	No. of Hogs.	No. Bales of Cotton.	No. Bushels of Corn.	No. Bushels of Wheat.	No. Bushels of Oats.	OTHER INFORMATION
751 Reuben Wilson	37	1		1			Farm	14	1		4			1	1 1/2	100			
752 Beulimma Wilson	39		1	1										1					
753 Smith Wilson	16	1		1							1			1					
754 Bickey Wilson	13		1	1							2								
755 Mike Wilson	9	1		1							1								
756 David Wilson	8	1		1															
757 Charley Wilson	5	1		1															
758 Sarah Wilson	3		1	1															
759 Kizzie Jones	20		1	1															
760 Mike Hampton	25	1		1			"	40	15	1	15			30	2	200			
761 Nicholas Hampton	6	1		1															
762 William Hampton	1/2	1		1															
763 Len Hampton	24	1		1							1			1					
764 W. D. Kirby	35	1		X	1		"	20	8		8			40	4	200			
765 Lizzie Kirby	38		1	1															
766 Bob Kirby	12	1		1															
767 Anna Kirby	9		1	1															
768 Eddy Kirby	3	1		1															
769 Sally Kirby	1/6		1	1															
770 D. L. H. Spingle	39	1		X	1		"	2	2		1			20		30			
771 Lucy Spingle	27		1	1															
772 Jimmy Spingle	14		1	1															
773 Maggy Spingle	9		1	1															
774 Alice Spingle	3		1	1															
775 Auldy Spingle	1/2		1	1															
776 Henry C. Harris	48	1		1			"	300	20	5	80	23		75	50	4000			400 = Dist collector 2 District Choctaw Nation.
777 Margaret Harris	46		1	1															
778 Jack C. Harris	20	1		1															
779 Jo Harris	17	1		1															
780 Robert Harris	16	1		1															
TOTALS		17	13	28	2			376	57	6	127	23		190	57 1/2	4550		400	

27 Census of Red River County,

Choctaw Nation, 1885

J. W. Rich & Sons, Printers and Binders, Fort Scott, Kansas

NAMES.	AGE.	DESCRIPTION OF PERSONS.					OCCUPATION.	LAND.	LIVE STOCK.					AGRICULTURAL PRODUCTS.			MISCELLANEOUS.		
		Male.	Female.	Indian.	White.	Colored.		Acres under Cultivation.	No. of Horses.	No. of Mules.	No. of Cattle.	No. of Sheep.	No. of Goats.	No. of Hogs.	No. Bales of Cotton.	No. Bushels of Corn.	No. Bushels of Wheat.	No. Bushels of Oats.	OTHER INFORMATION.
781 Charles Harris	16	1		1															
782 Betty Harris	14		1	1															
783 Walter Harris	13	1		1															
784 James Harris	12	1		1															
785 John G. Farr	33	1			1	Farmer	140	5	2	8			40	25	650				
786 Anna Farr	24		1	1															
787 Arthur Farr	6	1		1															
788 Georgia Farr	1		1	1															
789 Betsy Borland	12		1	1															
790 Borah Watkins	35	1		1			9	4		8	4		40	1	20				
791 Bessie Watkins	33		1	1															
792 Cornelius Watkins	7		1	1															
793 Isen Morris	39	1		1			20	4					25	3	100				
794 Eliza Morris	30		1	1															
795 Charles Morris	10	1		1															
796 William Morris	4	1		1															
797 Sing Morris	2		1	1															
798 Billy Lewis	20	1		1															
799 Agnes Lewis	20		1	1															
800 Burt Harris	7	1		1															
801 Mattie Harris	4		1	1															
802 Carry Hampton	38		1	1			3	5		2			12		10				
803 Suella Morris	17		1	1															
804 Abbie Morris	14		1	1															
805 Solon Morris	11	1		1															
806 Susan McClure	19		1	1															
807 TOTALS		13	13	25	1		172	18	2	18	4		117	29	580				

28 Census of Red River County,

Choctaw Nation, 1885

J. H. Rice & Sons, Printers and Binders, Fort Scott, Kansas.

NAMES.	AGE.	DESCRIPTION OF PERSONS.					OCCUPATION.	LAND.	LIVE STOCK.					AGRICULTURAL PRODUCTS.			MISCELLANEOUS.
		Male.	Female.	Indian.	White.	Colored.		Acres under Cultivation.	No. of Horses.	No. of Mules.	No. of Cattle.	No. of Sheep.	No. of Goats.	No. of Hogs.	No. Bales of Cotton.	No. Bushels of Corn.	No. Bushels of Wheat.
<p>This is to certify that I have been duly appointed and commissioned to take the Census of the 2nd Judicial District of the Choctaw Nation, and that after carefully taking the Census of Red River County I find it to contain a population of 808 souls - 378 Males and 410 females. - 804 Indians and 4 white persons.</p> <p>There were in cultivation during the year 1884 - 3329 acres of land. The stock rolls number 1513 horses - 25 mules - 2387 cattle - 336 sheep - 5019 Hogs.</p> <p>There were produced in 1884 402² Bales of Cotton - 21128 Bushels of Corn - 30 Bushels of wheat - and 825 Bushels of Oats.</p> <p>In Testimony whereof I hereunto sign my Name officially July 12th 1885 - Ben Watkins Census Commissioner 2nd Judicial District, Choctaw Nation.</p> <p>I hereby certify that the foregoing transcript is a true and correct copy from the Original record Book now on file in my office. In Testimony whereof I hereunto affixed the seal of the Choctaw Nation This July 3rd 1886, Thompson McKinney National Secretary Choctaw Nation.</p>																	
<p>TOTALS</p>																	

Census of *Booktolo*

County,

Choctaw Nation, 1885


H. Rice & Sons, Printers and Binders, Fort Scott, Kansas.

NAMES.	AGE.	DESCRIPTION OF PERSONS.					OCCUPATION.	LAND.		LIVE STOCK.					AGRICULTURAL PRODUCTS.				MISCELLANEOUS.
		Male.	Female.	Indian.	White.	Colored.		Acres under Cultivation.	No. of Horses.	No. of Mules.	No. of Cattle.	No. of Sheep.	No. of Goats.	No. of Hogs.	No. Bales of Cotton.	No. Bushels of Corn.	No. Bushels of Wheat.	No. Bushels of Oats.	OTHER INFORMATION.
1 <i>Gaines Anderson</i>	50	1		1			<i>Farmer</i>	30	1	18	12		19	3	50				
2 <i>Nellis Anderson</i>	45		1	1															
3 <i>Sila Limon</i>	10		1	1															
4 <i>Mattius Jefferson</i>	11	1		1															
5 <i>Johnson</i>	21	1		1															
6 <i>Leen Johnson</i>	17		1	1															
7 <i>Kanchihonia</i>	45		1	1			<i>Farmer</i>	4	2										
8 <i>Susan</i>	48		1	1					3										
9 <i>Arvice</i>	11		1	1															
10 <i>Ahona</i>	56		1	1			"	10	2						25				
11 <i>Priest</i>	17	1		1															
12 <i>Sissy</i>	15		1	1															
13 <i>Silmy</i>	14		1	1															
14 <i>Sala</i>	56		1	1															
15 <i>Sarah</i>	21		1	1															
16 <i>Nancy</i>	1		1	1															
17 <i>Susan</i>	32		1	1															
18 <i>Gaston Ward</i>	36	1		1			"	21	4	20	5	10	3	55					
19 <i>Casey Ward</i>	30		1	1															
20 <i>Wilmon Ward</i>	14	1		1															
21 <i>Elean Ward</i>	12		1	1															
22 <i>Liddy Ward</i>	2		1	1															
23 <i>Tom Ward</i>	2	1		1															
24 <i>Lucy Apoantabe</i>	60		1	1			"	18	5	5	2	4	2	40					
25 <i>William Anderson</i>	21	1		1															
26 <i>Colbert Anderson</i>	16	1		1															
27 <i>Nancy Anderson</i>	11		1	1															
28 <i>Silas Anderson</i>	42	1		1						2			30						
29 <i>Jincy Anderson</i>	26		1	1				5	4	4			4						
30 <i>Gibson</i>	15	1		1				4		1			10						
TOTALS		11	19	30				82	27	50	2	77	8	200					



J. N. Rice & Sons, Printers and Binders, East Scott, Kansas

NAMES.	DESCRIPTION OF PERSONS.						OCCUPATION.	LAND.		LIVE STOCK.						AGRICULTURAL PRODUCTS.				MISCELLANEOUS.
	AGE.	Male.	Female.	Indian.	White.	Colored.		Acres under Cultivation.	No. of Horses.	No. of Mules.	No. of Cattle.	No. of Sheep.	No. of Goats.	No. of Hogs.	No. Bales of Cotton.	No. Bushels of Corn.	No. Bushels of Wheat.	No. Bushels of Oats.	OTHER INFORMATION.	
31 Igalice Gibson	18		/	/					1	2			5							
32 Lillian	3		/	/																
33 Haklohona	70		/	/			12	6	19											
34 Mary	35		/	/																
35 Martha	30		/	/																
36 Natty	20		/	/																
37 Nancy	15		/	/																
38 Albert Ishkaya	12	/		/																
39 Isham	10	/		/																
40 Salena	9		/	/																
41 Finney	2		/	/																
42 Thomas Dishu	41	/		/			40	22	21			60	2							
43 Dixie Dishue	21		/	/																
44 Lucy Dishu	2		/	/																
45 Adam Dishu	3	/		/																
46 Eliam Dishu	6		/	/																
47 Wincy Dishu	8		/	/																
48 Mary Dishu	15		/	/																
49 Lafayette James	30	/		/				3	6			20	1	15						
50 Bessie James	25		/	/																
51 Betsy James	7		/	/																
52 Molly James	4		/	/																
53 Elsie James	4		/	/																
54 Benjamin Allen	40	/		/			35	1	2			18		70						
55 Eliza Ann Campbell	30		/	/			5	2												
56 Leana Campbell	16		/	/																
57 Liddia Campbell	10		/	/																
58 Anderson Campbell	8	/		/																
59 Simson Makes	16	/		/			2	2				5								
60 Davidson Colbert	17	/		/			1	1				5								
TOTALS			92	130			95	35	50			113	3	85						
							92	38												



NAMES.	AGE.	DESCRIPTION OF PERSONS.					OCCUPATION.	LAND.		LIVE STOCK.						AGRICULTURAL PRODUCTS.				MISCELLANEOUS.
		Male.	Female.	Indian.	White.	Colored.		Acres under Cultivation.	No. of Horses.	No. of Mules.	No. of Cattle.	No. of Sheep.	No. of Goats.	No. of Hogs.	No. Bales of Cotton.	No. Bushels of Corn.	No. Bushels of Wheat.	No. Bushels of Oats.	OTHER INFORMATION.	
61 Nampson Colbert	66	1		1				4	1					20		30				
62 Sarah Ann Colbert	25		1	1																
63 Silvester Colbert	4	1		1																
64 Ellis Colbert	1	1		1																
65 Bob Tekabe	27	1		1		Farmer		8	2				18		15					
66 Pisatima Tekabe	30		1	1																
67 Sarah Tekabe	8		1	1																
68 Judas Tekabe	3	1		1																
69 Wilson Thomas	30	1		1				15	4	5					30					
70 Anolihona Thomas	45		1	1					1				13							
71 Gysa Thomas	9		1	1					1	2										
72 Sarah Thomas	8		1	1																
73 Susan Thomas	7		1	1					1	20										
74 Coleman F. Hickman	28	1		1		Farmer		20	1	10			40	4	80					
75 Nancy Hickman	20		1	1					2		1		18							
76 James Hickman	9	1		1																
77 Billy Fors Hickman	13	1		1																
78 Izabella Hickman	5		1	1																
79 Wilson Hickman	2	1		1																
80 Quincy Parker	54		1	1																
81 Edmund P. Willis	27	1		1				5	1				25	1	15					
82 Eliza Willis	22		1	1																
83 Calvin Willis	4	1		1																
84 Alfred James	31	1		1				15	3	15			16							
85 Sakoya James	30		1	1																
86 Jo James	8	1		1																
87 Ben James	6	1		1																
88 David James	4	1		1																
89 Jacob James	2	1		1																
90 Lincoln S. Commar	22	1		1																
TOTALS		18	12	30				67	23	52	4		150	5	170					

4 Census of *Booklet* County,

Choctaw Nation, 1885.

NAMES.	AGE.	DESCRIPTION OF PERSONS.					OCCUPATION.	LAND.		LIVE STOCK.						AGRICULTURAL PRODUCTS.				MISCELLANEOUS.
		Male.	Female.	Indian.	White.	Colored.		Acres under Cultivation.	No. of Horses.	No. of Mules.	No. of Cattle.	No. of Sheep.	No. of Goats.	No. of Hogs.	No. Bales of Cotton.	No. Bushels of Corn.	No. Bushels of Wheat.	No. Bushels of Oats.	OTHER INFORMATION.	
91 Wallace Anderson	22	1		1			Farmer				2			2		30				
92 Betsy Anderson	19		1	1									10							
93 Alfred Anderson	1/2	1		1																
94 Sally Anderson	50		1	1			Farmer	6	2	4			10							
95 Paymus B. Sampson	25	1		1			"	6	6	5			20		15					
96 Salass Anderson	26		1	1			"		2				20							
97 Will Impson	35	1		1			"	10	1	3			100		10					
98 Lapoma Impson	30		1	1				7	2				10							
99 Lizzie Impson	14		1	1									4							
100 Will Amos Impson	10	1		1																
101 Leonidas Impson	9	1		1																
102 Miles Impson	3	1		1																
103 Thomas Charley	43	1		1			Farmer	20	3				15	1	10					
104 Lina Charley	30		1	1																
105 Impson Charley	5	1		1																
106 Elam Charley	3	1		1																
107 John Talleheli	20	1		1			Farmer		1				12	1/2	20					
108 Wily Talleheli	9	1		1																
109 Isaac Talleheli	6	1		1																
110 Amelia Talleheli	3		1	1																
111 Wallace Crosby	37	1		1			Farmer	6	3	12			40	2 1/2						
112 Inez Crosby	31		1	1																
113 R. W. Crosby	6	1		1																
114 Elizabeth Crosby	4		1	1																
115 Lizzie Crosby	1		1	1																
116 Joseph Roberts	50	1		1			Farmer	9	3				48	1	40					
117 Ama Roberts	36		1	1																
118 Nelson Dehletambe	44	1		1			"	20	2				2		20					
119 Siss Dehletambe	15		1	1																
120 Willy Charley	22	1		1			"	10	1				5		20					
TOTALS		18	12	30				94	26	26			298	5	165					



Census of *Bokeke* County,

Choctaw Nation, 1885

NAMES.	AGE.	DESCRIPTION OF PERSONS.					OCCUPATION.	LAND. Acres under Cultivation.	LIVE STOCK.						AGRICULTURAL PRODUCTS.			MISCELLANEOUS. OTHER INFORMATION.	
		Male.	Female.	Indian.	White.	Colored.			No. of Horses.	No. of Mules.	No. of Cattle.	No. of Sheep.	No. of Goats.	No. of Hogs.	No. Bales of Cotton.	No. Bushels of Corn.	No. Bushels of Wheat.		No. Bushels of Oats.
121 Ennis Charley	20		1	1															
122 Wallace Charley	20	1		1			Farmer	6						2		20			
123 Impson Luke	40	1		1			"	5	1							10			
124 Lucy Luke	16		1	1															
125 Milly Luke	8		1	1															
126 George Luke	2	1		1															
127 Phibe Thomas	40		1	1			Farmer	20	2	4	5			1	25				
128 Ben Thomas	16	1		1															
129 Lawson Thomas	14	1		1															
130 Elias Thomas	12	1		1															
131 Arria Thomas	10		1	1															
132 Tobias Thomas	6	1		1															
133 Mica Thomas	4		1	1															
134 Quigg John	26	1		1			Farmer	20	2	6				30	2	70			
135 Patsy John	35		1	1					1					6					
136 Salletabe	70	1		1			"	20	2	6				30	1	30			
137 Edward Dwight	20	1		1										1		2			
138 Selin Dwight	26		1	1															
139 Bond Anderson	21	1		1			"	10	1	2				20	1	15			
140 Ellen Anderson	26		1	1															
141 Daniel Anderson	6	1		1															
142 Lewis Anderson	3	1		1															
143 Martha Anderson	2		1	1															
144 Miahonabe	54	1		1			"	12	8	7				45	1	65			
145 Kiana	76		1	1															
146 Wiley Clay	45		1	1			"	12	3	39				50		100			
147 Hopiashubbe Clay	16	1		1					3										
148 Akner Clay	14	1		1					3										
149 Sophia	12		1	1															
150 Ennis	11		1	1															
TOTALS		16	14	30				105	26	64	5			184	6	337			



6 Census of *Booktalo* County,

Choctaw Nation, 1885

NAMES.	DESCRIPTION OF PERSONS.						OCCUPATION.	LAND.	LIVE STOCK.						AGRICULTURAL PRODUCTS.				MISCELLANEOUS.
	AGE.	Male.	Female.	Indian.	White.	Colored.		Acres under Cultivation.	No. of Horses.	No. of Mules.	No. of Cattle.	No. of Sheep.	No. of Goats.	No. of Hogs.	No. Bales of Cotton.	No. Bushels of Corn.	No. Bushels of Wheat.	No. Bushels of Oats.	OTHER INFORMATION.
147 Emma Clay	6		1	1															
148 Laura Clay	5		1	1															
149 Ada Clay	3		1	1															
150 Katy	1		1	1															
151 Cumpri	28	1		1				2											
152 Elizabeth Cumpri	19		1	1															
153 Sampson Dennis	35	1		1			8	3				4		20					
154 Kollia Dennis	28		1	1															
155 Ben. Watkins	56	1				1	Farmer	200	8	1	30	1	75	4	1200				
156 Melvina Watkins	40		1	1															
157 Blanche Watkins	11		1	1															
158 Maude Watkins	9		1	1															
159 Katie Watkins	6		1	1															
160 Cora Watkins	2		1	1															
161 Hudson Billy	28	1		1			Farmer	8	2						45				
162 Selen Billy	25		1	1															
163 Sophia Billy	6		1	1															
164 Lena Billy	4		1	1															
165 Hickman Thompson	23	1		1				8	4			4		10					
166 Elan tina	43		1	1				2	1										
167 Ely	10	1		1															
168 Sally	8		1	1															
169 Forbis Kanishambe	29	1		1				5	3	20		11		50					
170 Ellen Kanishambe	25		1	1															
171 Juicy	5		1	1															
172 Tom	3	1		1															
173 Morris Billy	20	1		1															
174 Betsy Billy	25		1	1															
175 Raymond Billy	4	1		1															
176 Lena	19		1	1															
TOTALS		10	20	29	1			231	23	1	50		99	4	1325				



Census of *Bohoklo* County,

Choctaw Nation, 1885.

NAMES.	AGE.	DESCRIPTION OF PERSONS.					OCCUPATION.	LAND. Acres under Cultivation.	LIVE STOCK.						AGRICULTURAL PRODUCTS.				MISCELLANEOUS. OTHER INFORMATION.	
		Male.	Female.	Indian.	White.	Colored.			No. of Horses.	No. of Mules.	No. of Cattle.	No. of Sheep.	No. of Goats.	No. of Hogs.	No. Bales of Cotton.	No. Bushels of Corn.	No. Bushels of Wheat.	No. Bushels of Oats.		
181 Betsy Morris	29		1	1																
182 Loty	6		1	1																
183 Samy	4	1		1																
184 Jincy	2		1	1																
185 G. P. Cobb	42	1		1		Farmer	25	5		2				11			50			
186 Susan Cobb	29		1	1			2	1		9				1						
187 Mary Cobb	4		1	1																
188 Sellen Cobb	1		1	1																
189 Ellen	19		1	1																
190 Daniel	14	1		1																
191 Sampson Willis	18	1		1										30						
192 Josiah Crosby	35	1		1		Farmer	25	2		9				40	3		150			
193 Selin Crosby	35		1	1																
194 Louisa Crosby	14		1	1																
195 Susan Crosby	12		1	1																
196 Stephen Crosby	7	1		1																
197 Leana Crosby	5		1	1																
198 David Crosby	3	1		1																
199 Lomis	19		1	1																
200 William Anchaktah	42	1		1		"	45	8		21	22			20	1/2		100			
201 Cornelia	30		1	1																
202 Morrison	12	1		1										1						
203 Nancy	32		1	1																
204 Moses	10	1		1																
205 Mary	2		1	1																
206 Sissy	1		1	1																
207 Amos Jackson	21	1		1		"	3	1		4				6			45			
208 Nancy Jackson	25		1	1																
209 Moses Jackson	7	1		1																
210 Jesse Jackson	3	1		1																
TOTALS		13	17	30			100	21		45	22			110	3 1/2		315			

8 Census of *Behtoklo* County,

Choctaw Nation, 1885

NAMES.	AGE.	DESCRIPTION OF PERSONS.					OCCUPATION.	LAND. Acres under Cultivation.	LIVE STOCK.						AGRICULTURAL PRODUCTS.				MISCELLANEOUS. OTHER INFORMATION.
		Male.	Female.	Indian.	White.	Colored.			No. of Horses.	No. of Mules.	No. of Cattle.	No. of Sheep.	No. of Goats.	No. of Hogs.	No. Bales of Cotton.	No. Bushels of Corn.	No. Bushels of Wheat.	No. Bushels of Oats.	
211 Michintabe	50	1		1			Farmer	8	1		1			25	1	15			
212 David	13	1		1															
213 Thompson	12	1		1															
214 Mary	10		1	1															
215 Lucy	7		1	1															
216 Saml Jackson	5		1	1															
217 Isabella Jackson	1		1	1															
218 Stephen Outayabe	45	1		1			Farmer	20	10		4			4	1	300			
219 Nancy Outayabe	45		1	1															
220 Lemus Stephen	20	1		1															
221 Lewis	12	1		1															
222 Robert	10	1		1															
223 Sarke	9		1	1															
224 Jincy	7		1	1															
225 Ellen Fry	28		1	1			"	10	8		5			12					
226 Edmund Fry	35	1		1			"	40	1		8			10					
227 Selin Fry	32		1	1			"	20	5		20			30	1	100			
228 Garvin	19	1		1															
229 Impson Fry	18	1		1															
230 Lizzie Fry	13		1	1															
231 Vincy Fry	10		1	1															
232 Lucy Fry	8		1	1															
233 Simion	6	1		1															
234 Polly	22		1	1															
235 Sucky	40		1	1															
236 Sally	19		1	1															
237 Josephus	15	1		1						1									
238 Johnson	22	1		1						2									
239 Nancy	31		1	1															
240 Balatabe	90	1		1				3	1		2			10	2	10			
TOTALS		14	16	30				101	29		95	2		91	3 1/2	425			

NAMES.	DESCRIPTION OF PERSONS.						OCCUPATION.	LAND.	LIVE STOCK.					AGRICULTURAL PRODUCTS.				MISCELLANEOUS.	
	AGE.	Male.	Female.	Indian.	White.	Colored.		Acres under Cultivation.	No. of Horses.	No. of Mules.	No. of Cattle.	No. of Sheep.	No. of Goats.	No. of Hogs.	No. Bales of Cotton.	No. Bushels of Corn.	No. Bushels of Wheat.	No. Bushels of Oats.	OTHER INFORMATION.
241 Ely Shcubby	40	1		1			Farmer	10	2	4			10		100				
242 Litty	30		1	1															
243 Nancy	10		1	1															
244 Angelic	5		1	1															
245 Moses	2	1		1															
246 Thomas Balatabe	30	1		1			Farmer	3	3	7	2		1	1	100				
247 Sophia Balatabe	30		1	1															
248 Allen Balatabe	8	1		1															
249 Lewis Balatabe	7	1		1															
250 Francis Balatabe	4		1	1															
251 Rool Balatabe	3	1		1															
252 Cephus	5	1		1															
253 Shanatabe	37	1		1			Farmer	10	4	1			14		200				
254 Selu	29		1	1															
255 Jesse	5	1		1															
256 Johnson Williams	21	1		1					1		8		20		10				
257 Rube Williams	20		1	1															
258 Lizzie	11		1	1				36	4	18	20		54						
259 Susan	7		1	1					2	2									
260 Aaron	5	1		1					2	2									
261 Thompson Dennis	45	1		1			"	10	7	11	6		50		60				
262 Mary Dennis	40		1	1			"	3											
263 Sibel Dennis	16		1	1															
264 Micy Dennis	14		1	1															
265 Narcissa Dennis	5		1	1															
266 Jacob Dennis	1	1		1															
267 Geanuy Jones	50		1	1				3	2				4		40				
268 Izreal Jones	30	1		1				2	1				6						
269 Stephen Jones	16	1		1															
270 Williamson Jones	15	1		1															
TOTALS		16	14	30				77	28	45	36		157	1	510				

NAMES.	DESCRIPTION OF PERSONS.						OCCUPATION.	LAND.	LIVE STOCK.						AGRICULTURAL PRODUCTS.				MISCELLANEOUS.
	AGE.	Male.	Female.	Indian.	White.	Colored.		Acres under Cultivation.	No. of Horses.	No. of Mules.	No. of Cattle.	No. of Sheep.	No. of Goats.	No. of Hogs.	No. Bales of Cotton.	No. Bushels of Corn.	No. Bushels of Wheat.	No. Bushels of Oats.	OTHER INFORMATION.
271 Harrison Jones	11	1		1															
272 Joel Wilson	30	1		1			Farmer	1	1	1			1						
273 Betsy Wilson	18		1	1															
274 Selly Wilson	1		1	1															
275 Siny Ellis	35		1	1															
276 Jimmy Ellis	9	1		1															
277 Isham Ellis	8	1		1															
278 Jo Ellis	6	1		1															
279 Alice Ellis	5		1	1															
280 Agnis Ellis	1		1	1															
281 Izabella Basket	22		1	2				4	2	8			5	1					
282 Simon H. Stephen	44	1		1			"	75	8	3	300	50	100		700				Ex member of the Choctaw General Council.
283 Sybel Stephen	35		1	1															
284 Davis Takeshi	16	1		1															
285 Sim Takeshi	15	1		1															
286 Jo Jones	10	1		1															
287 Crauen Wilson	20	1		1															
288 Ellen Wilson	18		1	1															
289 Pisahintabe	50	1		1			"	8	5	6			14		35				
290 Sily	45		1	1															
291 Simeon	15	1		1															
292 Simon Warren	45	1		1			"	1	3				10		10				
293 Julia Warren	25		1	1															
294 Sophia Warren	2		1	1															
295 Palamintabe	65	1		1				10	2	4			20		40				
296 Susan Palamintabe	35		1	1															
297 Salina Palamintabe	13		1	1															
298 Thompson Palamintabe	2	1		1															
299 Tom Ishtia honaki	25	1		1															
300 Golston	1	1		1				1						1	25				
TOTALS		17	13	30				99	22	3	319	50	282	2	810				


11 Census of *Bozkloko* County,

Choctaw Nation, 1885.

NAMES.	DESCRIPTION OF PERSONS.						OCCUPATION.	LAND. Acres under Cultivation.	LIVE STOCK.						AGRICULTURAL PRODUCTS.				MISCELLANEOUS. OTHER INFORMATION.
	AGE.	Male.	Female.	Indian.	White.	Colored.			No. of Horses.	No. of Mules.	No. of Cattle.	No. of Sheep.	No. of Goats.	No. of Hogs.	No. Bales of Cotton.	No. Bushels of Corn.	No. Bushels of Wheat.	No. Bushels of Oats.	
301 Simon J Peter	37	1		1			Farmer	12	1					25	2	70		<i>County Judge of Bozkloko County.</i>	
302 Sophia Peter	26		1	1			"		5	1	2		50						
303 Betsy Peter	8		1	1															
304 Emma Peter	1		1	1															
305 Nancy	2		1	1															
306 Sarah	4		1	1															
307 Salina	40		1	1			"	4	6				40	1	40				
308 Ben Fishua	58	1		1				10	6				20	1	20				
309 Silbarn Lewis	30	1		1				16	11	10	8		40	2	50				
310 Eliza Lewis	31		1	1															
311 Johnson Lewis	7	1		1															
312 Betsy Lewis	8		1	1															
313 Solomon Fishu	30	1		1				10	6				30	1/2					
314 Phillis Fishu	17		1	1						4			10						
315 Powell Lewis	28	1		1				10	1				40						
316 Margaret Lewis	35		1	1															
317 Yancy Lewis	8	1		1															
318 Jincy Lewis	1		1	1															
319 Solomon Tikkambi	50	1		1				30	6	14			70		200				
320 Salina Tikkabi	40		1	1															
321 Jack McTikkabi	2	1		1															
322 Teampri	24	1		1				4	3										
323 Lizzie	21		1	1					1	1									
324 Eastman H Millis	36	1		1				31	5	18			39	1	50				
325 Russell Millis	15	1		1															
326 Wilson Wilson	10	1		1															
327 Rena Willis	8		1	1															
328 Allison	6	1		1															
TOTALS		14	14	28				127	53	53	10		364	7 1/2	430				

J. H. Rice & Sons, Printers and Binders, Fort Scott, Kansas.

NAMES.	AGE.	DESCRIPTION OF PERSONS.					OCCUPATION.	LAND. Acres under Cultivation.	LIVE STOCK.						AGRICULTURAL PRODUCTS.				MISCELLANEOUS. OTHER INFORMATION.
		Male.	Female.	Indian.	White.	Colored.			No. of Horses.	No. of Mules.	No. of Cattle.	No. of Sheep.	No. of Goats.	No. of Hogs.	No. Bales of Cotton.	No. Bushels of Corn.	No. Bushels of Wheat.	No. Bushels of Oats.	
Sisaway	25	/	/																
Isaac Ishteka	25	/	/			Farmer	2	3									30		
Isabella Ishteka	24	/	/																
Heeou Ishteka	7	/	/																
Susan Ishteka	5	/	/																
Watkins Ishteka	1	/	/																
Anukatubee	30	/	/			Farmer	6	1									30		
Iapouabe	53	/	/			"	5	2	8			8					30		
Lynnan Watt	30	/	/			"	7	4									50		
Sisaway Watt	20	/	/																
Adilon Watt	7	/	/																
Alice Watt	2	/	/																
Sam Pesahikabi	35	/	/			Farmer	12	8	10			10	1/2				60		
Iatona Pesahikabi	35	/	/																
John Pesahikabi	12	/	/																
Susy Pesahikabi	10	/	/																
Smellwood Pesahikabi	6	/	/																
Watty Pesahikabi	2	/	/																
Levis Anderson	30	/	/			Farmer	8	6				25	1/2				100		
Louisa Anderson	25	/	/																
Eliza Anderson	7	/	/																
Watem Anderson	3	/	/																
Robinson Anderson	1	/	/																
Cooper Wilson	30	/	/			Farmer	8	2	1			2	1				50		
Chisna Wilson	30	/	/																
Mina Wilson	1	/	/																
Ishtama hona koke	50	/	/			Farmer	8	3	4	4		10	1/2				8		
David Lomastabe	25	/	/			"	4	2											
Wallace Lomastabe	50	/	/			"	2										5		
Iskhona Wallace	35	/	/																
TOTALS		17	14	31			62	31	23	4		55	3 1/2				363		



J. H. Rice & Sons, Printers and Binders, New York, Kansas

NAMES.	AGE.	DESCRIPTION OF PERSONS.					OCCUPATION.	LAND. Acres under Cultivation.	LIVE STOCK.						AGRICULTURAL PRODUCTS.			MISCELLANEOUS. OTHER INFORMATION.
		Male.	Female.	Indian.	White.	Colored.			No. of Horses.	No. of Mules.	No. of Cattle.	No. of Sheep.	No. of Goats.	No. of Hogs.	No. Bales of Cotton.	No. Bushels of Corn.	No. Bushels of Wheat.	
Letsy Wallace	18		/	/														
Inola Wallace	17		/	/														
Kiey Wallace	8		/	/														
Lynkil Wallace	5		/	/														
Peter Wallace	3	/		/														
Midway	25		/	/														
Allen	12	/		/														
Erwata Allen	8	/		/														
Eliza Ann Allen	4		/	/														
Akshambo	50	/		/		Farmer	4											
Betsy Akshambo	55		/	/														
Cyrus Akshambo	19	/		/														
Easton Akshambo	41	/		/														
Leon Akshambo	7	/		/														
Charles Smith	30	/	/	/		Farmer	3											
Margaret Smith	27		/	/														
Elly Smith	7	/		/														
Chalmon Lewis	43	/		/		Farmer	1	1										
Ellis Lewis	10	/		/														
Holmon Lewis	10	/		/														
Sophia Lewis	6		/	/														
Hona	60		/	/														
Izual	20	/		/														
Salawatona	28	0	/	/														
Billy	7	/		/														
Davis Naknitaya	55	/		/			25	5	7	4	20	1/2	55					
Kanotema Naknitaya	40							1	2	1/2								
Cleston Naknitaya	10	/						1	2									
Mica Naknitaya	10		/	/														
Leana Naknitaya	6		/	/														
Yancy Naknitaya	3	/		/														
TOTALS	17	14	31				33	8	11	5	20	1/2	55					

J. H. Rice & Sons, Printers and Binders, Fort Worth, Texas

DESCRIPTION OF PERSONS.							LAND.	LIVE STOCK.					AGRICULTURAL PRODUCTS.			MISCELLANEOUS.				
NAMES.	AGE.	Male.	Female.	Indian.	White.	Colored.	OCCUPATION.	Acres under Cultivation.	No. of Horses.	No. of Mules.	No. of Cattle.	No. of Sheep.	No. of Goats.	No. of Hogs.	No. Bales of Cotton.	No. Bushels of Corn.	No. Bushels of Wheat.	No. Bushels of Oats.	OTHER INFORMATION.	
Molly Nakmitaya	1		1	1																
Celia Nakmitaya	35		1	1																
Simon Nakmitaya	4	1																		
Watkins Nakmitaya	1/2	1		1																
Isham Yahpalli	40	1		1			Farmer	7	3		2			5	1	30				
Olney Yrhpalli	35		1	1																
Rice Stewart	11	1		1																
David Stewart	10	1		1																
Levi Stewart	9	1		1																
Allie Stewart	11		1	1																
Ellen Stewart	1		1	1																
Lena Stewart	25		1	1																
Kanotkabe	30	1		1			Farmer	5	12	2	2			30	2	40				
Mary Kanotkabe	16		1	1																
Cilia Kanotkabe	3		1	1																
Sim Kanotkabe	2	1		1																
Samuel Wilson	40	1		1			Farmer	30	2	1				30	3	75				
Mintima Wilson	110		1	1																
John Wilson	12	1		1																
Isaac Wilson	2	1		1																
Jefferson Potatabe	35	1		1				1						16	1/2					
Elizabeth Potatabe	20		1	1																
Riggs Potatabe	2	1		1																
Nancy Potatabe	1/2		1	1																
Ahmitabe	50	1		1				15	15		25	6		15	2	55				
Elias Wesley	10	1		1																
Wilmon Wesley	20	1		1																
Eley Wesley	15		1	1																
Jiney Wesley	10		1	1																
Lewis Wesley	8		1	1																
Gramis Wesley	6	1		1																
TOTALS		17	14	31				58	33	3	32	6		96	8 1/2	200				

5 Census of County,

Choctaw Nation, 1885

J. H. Hill & Sons, Printers and Binders, Fort Scott, Kansas.

NAMES	DESCRIPTION OF PERSONS.						OCCUPATION	LAND.	LIVE STOCK.					AGRICULTURAL PRODUCTS.			MISCELLANEOUS.		
	AGE	Male	Female	Indian	White	Colored			Acres under Cultivation.	No. of Horses.	No. of Mules.	No. of Cattle.	No. of Sheep.	No. of Goats.	No. of Hogs.	No. Bales of Cotton.		No. Bushels of Corn.	No. Bushels of Wheat.
Yugeman	55	1		1			Farmer	5	1						15				
Marcy Yugeman	31		1	1															
James Yugeman	20	1		1															
Morris	17	1		1															
Hosace	3	1		1															
Leonidas Ahmitabe	29	1		1			Farmer	12	4	12		10	2	100					
Emily Ahmitabe	30		1	1															
Arminy Ahmitabe	8		1	1															
Sally Ahmitabe	6		1	1															
Betsy Ahmitabe	4		1	1															
Lucy Ahmitabe	2		1	1															
Katy Ahmitabe	1		1	1															
Kachautabe	1/2		1	1															
John Woodry	41	1			1		Merchant	5				35							
Marcy Woodry	4	1		1															
Walker Woodry	3	1		1															
Calvin Christy	31	1		1			Farmer	1	5		15								
Mary Christy	25		1	1															
Menny Christy	6		1	1															
Charles Christy	3	1		1															
Amanda Christy	1/2		1	1															
Nelson Christy	26		1	1															
Dallas Christy	28	1		1				1	2		10								
Sophia Christy	22		1	1															
Rosa Christy	1/6		1	1															
Harris Elliott	30	1		1															
Anderson Elliott	14	1		1															
Abbot Elliott	6	1		1															
Malissa Elliott	5		1	1															
Kelly	14		1	1															
TOTALS	15	16	30	1				22	7	19		30	2	115					

J. H. Rice & Sons, Printers and Stationers, Fort Scott, Kansas

NAMES.	DESCRIPTION OF PERSONS.						OCCUPATION.	LAND.	LIVE STOCK.					AGRICULTURAL PRODUCTS.			MISCELLANEOUS.		
	AGE.	Male.	Female.	Indian.	White.	Colored.		Acres under Cultivation.	No. of Horses.	No. of Mules.	No. of Cattle.	No. of Sheep.	No. of Goats.	No. of Hogs.	No. Bales of Cotton.	No. Bushels of Corn.	No. Bushels of Wheat.	No. Bushels of Oats.	OTHER INFORMATION.
Martin	28	1		1															
Mincy Martin	7		1	1															
Jefferson Gardner	40	1		1			20	4		20			10			100			National Treasures
Melia Gardner	22		1	1															
Eliza Gardner	13		1	1															
John Gardner	6	1		1															
Nilly Gardner	11	1		1															
Emma Gardner	2		1	1															
Millicent Mamby	58	1		1			2	3					25	1/2	80				
Pikey Mamby	18		1	1															
Wallace Loshka	30	1		1			8	2					3	1	50				
Isabella Loshka	38		1	1															
Levy Loshka	5	1		1															
Wesley Loshka	3	1		1															
Silas Lohnaika	30	1		1			15	1	8			6	3	30					
Onis Lohnaika	30		1	1															
Hulson Lohnaika	8	1		1															
Selia Lohnaika	5		1	1															
Sally Ann Lohnaika	3		1	1															
Jawson Lohnaika	20	1		1			9	6	4			10	2	60					
Eliza Ann Lohnaika	18		1	1															
Watson Lohnaika	1/2	1		1															
Mickson Gering	35	1		1			7	4	6			10		10					
Francis Gering	25		1	1															
Micy Gering	5		1	1															
Anderson Lohnaika	36	1		1			21	3	30			27	5	360					
Jincy Lohnaika	30	1		1															
Sister Lohnaika	7		1	1															
Elsy Lohnaika	7		1	1															
Pickman Mamby	18	1		1															
Scott Gardner	1/2	1		1															
TOTALS	17	14	31				82	23	68			121	11 1/2	620	100				



Census of Eagle County,

Choctaw Nation, 1885

NAMES.	AGE.	DESCRIPTION OF PERSONS.					OCCUPATION.	LAND.	LIVE STOCK.					AGRICULTURAL PRODUCTS.			MISCELLANEOUS.		
		Male.	Female.	Indian.	White.	Colored.		Acres under Cultivation.	No. of Horses.	No. of Mules.	No. of Cattle.	No. of Sheep.	No. of Goats.	No. of Hogs.	No. Bales of Cotton.	No. Bushels of Corn.	No. Bushels of Wheat.	No. Bushels of Oats.	OTHER INFORMATION
Sam Ward	29	1		1															
Nancy Ward	40		1	1															
Isabel Ward	6		1	1															
Mary Ward	3		1	1															
Nicy Ward	1		1	1															
William Billy	30	1		1			Farmer	10	1	2			12	1	20				
Yonice Billy	25		1	1															
Simon Billy	7	1		1															
Narceway Billy	5		1	1															
Alec Billy	3	1		1															
Mary Billy	2		1	1															
Satscy Billy	1/2		1	1															
Fisher Billy	20	1		1			Farmer	6	1										
Sophia Billy	13		1	1															
Edeway Billy	7	1		1															
William Billy	10	1		1															
Susy Billy	4		1	1															
Mary Billy	2		1	1															
Johnaika	40	1		1			Farmer	20	1	2	31		50	8	30				
Dickson Schniker	20	1		1			"		1				3						
Albert Schniker	18	1		1															
Garrin Schniker	7	1		1															
Alla Honabe	28	1		1			Farmer	5	5	3	3		12	2	100				
Louisa Honabe	25		1	1															
Anice Honabe	3		1	1															
Billis Honabe	1		1	1															
Simpson Johnika	23	1		1			Farmer		2										
Bicy Johnika	20		1	1															
Sally Johnika	1		1	1															
Simpson Colbert	25	1		1					2	2				1					
Kibby Colbert	2		1	1															
TOTALS	149	17	31					41	13	5	37		77	12	200				

NAMES.	AGE.	DESCRIPTION OF PERSONS.					OCCUPATION.	LAND.		LIVE STOCK.						AGRICULTURAL PRODUCTS.				MISCELLANEOUS.
		Male.	Female.	Indian.	White.	Colored.		Acres under Cultivation.	No. of Horses.	No. of Mules.	No. of Cattle.	No. of Sheep.	No. of Goats.	No. of Hogs.	No. Bales of Cotton.	No. Bushels of Corn.	No. Bushels of Wheat.	No. Bushels of Oats.	OTHER INFORMATION.	
Adam Johneta	25	1		1			Farmer	10	3		1			23	1	200				
Susan Johneta	25		1	1																
Charles Johneta	11	1		1																
Maxwell Johneta	2	1		1																
Giliston McCoy	35	1		1			Farmer	6	4		2	15		15		10				
Hona McCoy	35		1	1																
Alice McCoy	6		1	1																
Tom McCoy	11	1		1																
Charles Bond	35	1		1			Farmer	20	2		3			2	1/2	70				
Salina Bond	23		1	1																
Immer Bond	15		1	1																
Silas Bond	13	1		1																
Eliza Bond	8		1	1																
Bennaway Bond	11	1		1																
Watkins Bond	1/2	1		1																
Starling Bond	18	1		1			Farmer	6	1		2			7	5	180				
Sally Bond	20		1	1																
Mary Bond	1		1	1																
Eliza Abbott	4		1	1																
Isham Going	57	1		1			Farmer	35	9	2	18			7	3	170				
Kanstema Going	40		1	1																
Bennette Going	7	1		1																
Norma Going	5	1		1																
Katy Going	6		1	1																
Jim Going	3	1		1																
Wilson	20	1		1			Farmer				1			10		50				
Mary Mullins	50		1	1					1		2			3						
Yakalee Mullins	17	1	1	1				3		2										
Leroy Mullins	3/4	1		1																
Stephen Going	45	1		1			Farmer	17	4		17	5		30		200				
Lina Going	47		1	1																
TOTALS		17	14	30	1			94	27	2	51	20		97	12 1/2	880				

9

Census of

Eagle

County,

Choctaw Nation, 1885

NAMES.	AGE.	DESCRIPTION OF PERSONS.					OCCUPATION.	LAND.	LIVE STOCK.					AGRICULTURAL PRODUCTS.			MISCELLANEOUS.		
		Male.	Female.	Indian.	White.	Colored.		Acres under Cultivation.	No. of Horses.	No. of Mules.	No. of Cattle.	No. of Sheep.	No. of Goats.	No. of Hogs.	No. Bales of Cotton.	No. Bushels of Corn.	No. Bushels of Wheat.	No. Bushels of Oats.	OTHER INFORMATION.
Sissy Going	30		/	/	X														
Amanda Goibig	7		/	/															
Liddy	19		/	/															
Sickey	30	1		/			4	1				2							
Jincy Sickey	30		/	/															
My Sickey	7		/	/															
Satena Sickey	5		/	/															
Stety	18		/	/															
Solon Sickey	7	1		/															
Nicholas Wade	25	1		/			4	2				1							
Arva Going	31	1		/															
Mary Going	34		/	/			10	2				20	2	150					
Ellison Going	9	1		/															
Nanema Going	8		/	/															
Nacessa Going	4		/	/															
Elsy Going	2		/	/															
Jefferson Going	1	1		/															
Elice Hutson	19		/	/															
Isadora Hutson	18		/	/															
Henry Hutson	13	1		/															
Charles Hutson	8	1		/															
Melvina Hutson	6		/	/															
Mary Hutson	11		/	/															
Ling	25		/	/															
Abel Cooper	40	1		/		Farmer	40	3	6	5		50	3	50					
Emity Cooper	40		/	/															
Jincy Cooper	18		/	/															
William Cooper	16	1		/															
Dickson Cooper	14	1		/															
Albert Cooper	13	1		/															
Sarah	7		/	/															
TOTALS		12	19	31			58	8	6	5		93	3½	200					

10 Census of Eagle County,

Choctaw Nation, 1885

NAMES	AGE	DESCRIPTION OF PERSONS					OCCUPATION	LAND	LIVE STOCK					AGRICULTURAL PRODUCTS				MISCELLANEOUS	
		Male	Female	Indian	White	Colored		Acres under Cultivation	No. of Horses	No. of Mules	No. of Cattle	No. of Sheep	No. of Goats	No. of Hogs	No. Bales of Cotton	No. Bushels of Corn	No. Bushels of Wheat	No. Bushels of Oats	OTHER INFORMATION
Cornelius Cooper	12	1		1															
Melvinia Cooper	10		1		1														
James Cooper	6	1			1														
Thomas Amos	38	1			1	Farmer		4	6			19		70	20				
Harriet Amos	35		1		1														
Sarah Amos	14		1		1														
Anna Amos	8		1		1														
Andrus Amos	6		1		1														
William Amos	4	1			1														
Allen Amos	3	1			1														
Ellen Amos	13		1		1														
Tanapuoabe	67	1			1	Farmer	17	16	23			40	2	400					
Everna Tanapuoabe	30		1		1														
Smallwood Harrison	24	1			1														
Louisa Harrison	19		1		1														
Leat Harrison	17	1			1														
Sam Harrison	8	1			1														
Webster Harrison	4	1			1														
Sarah Harrison	1/2		1		1														
Basin Homma	28	1			1	Farmer	10	1				10	1/2	200					
Faney Homma	24		1		1														
Simon Homma	6	1			1														
Muley Homma	4		1		1														
Walter Homma	2	1			1														
Ellen Homma	1/4		1		1														
Doc Hob	40	1			1	Farmer	10	1	1			100	3	80	6				
Sina Hob	21		1		1		15	2	10										
Salina	3		1		1														
James Dyer	47	1			1	Carpenter													
Abner Dias	42	1			1			1				13							
Asa Dias	37	1			1			4				3							
TOTALS		17	14	31			52	29	40			185	5 1/2	770	26				


// Census of _____ County,

Choctaw Nation, 1885

NAMES.	DESCRIPTION OF PERSONS.						OCCUPATION.	LAND.	LIVE STOCK.						AGRICULTURAL PRODUCTS.				MISCELLANEOUS.
	AGE.	Male.	Female.	Indian.	White.	Colored.		Acres under Cultivation.	No. of Horses.	No. of Mules.	No. of Cattle.	No. of Sheep.	No. of Goats.	No. of Hogs.	No. Bales of Cotton.	No. Bushels of Corn.	No. Bushels of Wheat.	No. Bushels of Oats.	OTHER INFORMATION.
Balinta Dyer	23		1	1															
Alfred Dyer	18	1		1															
Caroline Dyer	14		1	1															
William Dyer	13	1		1															
Elliston Dyer	9	1		1															
Josephine Dyer	7		1	1															
Laura Dyer	4		1	1															
Suena Dyer	3		1	1															
Adaline Dyer	1/4		1	1															
Joe Christy	55	1		1			Farmer	45	4	30			70		500				
Emily Christy	45		1	1															
George Thompson	37	1		1			Farmer	30	2	2			30		15				
Lucy Thompson	28		1	1															
Robinson Thompson	1	1		1															
Viney	5		1	1															
Norman Thompson	4	1		1															
Adaline Thompson	9		1	1															
Dewentine Young	27	1		1			Farmer	14	1	1			1	1	100				
Busha Billy	27	1		1			"	11	1				10	1	50				
Amy Billie	18		1	1															
Salla Billy	2		1	1															
Sister Johneta	30	1		1			Farmer	20	8	1	10		100	6	100				
Platona Johneta	30		1	1															
Davis Johneta	11	1		1															
Sophy Johneta	9	1		1															
Jefferson John	25	1		1			Farmer	15	4	10			30	1/2	80				
Francis John	24		1	1															
David John	6	1		1															
Jimmy John	2	1		1															
Sally John	1		1	1															
Jimmy Johneta	2	1		1															
TOTALS		15	16	31				135	20	1	53		271	8 1/2	705				

J. H. Rice & Sons, Printers and Binders, Fort Scott, Kansas.


NAMES.	DESCRIPTION OF PERSONS.						OCCUPATION.	LAND.		LIVE STOCK.						AGRICULTURAL PRODUCTS.				MISCELLANEOUS.
	AGE.	Male.	Female.	Indian.	White.	Colored.		Acres under Cultivation.	No. of Horses.	No. of Cattle.	No. of Sheep.	No. of Goats.	No. of Hogs.	No. Bales of Cotton.	No. Bushels of Corn.	No. Bushels of Wheat.	No. Bushels of Oats.	OTHER INFORMATION.		
Bettie Lee Johnson	30	1		1			Farmer	8	4	15			40	1/2	10					
Sissy Jones	35		1	1																
Bella	35		1	1																
Nancy	18		1	1																
Jackson Hudson	40	1		1			Farmer	40	2	45			100	3/4	200					
Ishtemma Hudson	40		1	1																
Wash Hudson	30	1		1			Farmer	50	2	7			33	3	90					
Francis Hudson	22		1	1																
Peter Hudson	7	1		1																
Rena Hudson	4	1		1																
Jenny Hudson	7		1	1																
Humphrey Bohanan	45	1		1			Farmer	50	1	9			8	1/2	200					
Ina Bohanan	40		1	1																
Millice Bohanan	9	1		1																
David Bohanan	8	1		1																
Sarah	6		1	1																
Mike	40		1	1				8	4				12							
Lee Grob	18	1		1																
Willy Grob	15	1		1																
Elen Grob	12	1		1																
Hoty	30		1	1																
Alfred Ward	37	1		1			Farmer	8	3	7			25	1	100					
Sarah Ward	33		1	1																
Jimmy Ward	10	1		1																
Genal Ward	7		1	1																
Stewart Wilson	20	1		1				10	10				1/2	50						
Celia Wilson	20		1	1																
Eddie Wilson	1	1		1																
Simon Jones	50	1		1			Farmer	30	13	10			17	2	70	5				
Nancy Jones	51		1	1																
Mary Jones	12		1	1																
TOTALS		16	15	31				204	39	93			235	8 1/2	720	5				



J. W. Rice & Sons, Printers and Binders, Fort Scott, Kansas.

NAMES.	AGE.	DESCRIPTION OF PERSONS.					OCCUPATION.	LAND.		LIVE STOCK.						AGRICULTURAL PRODUCTS.				MISCELLANEOUS.
		Male.	Female.	Indian.	White.	Colored.		Acres under Cultivation.	No. of Horses.	No. of Mules.	No. of Cattle.	No. of Sheep.	No. of Goats.	No. of Hogs.	No. Bales of Cotton.	No. Bushels of Corn.	No. Bushels of Wheat.	No. Bushels of Oats.	OTHER INFORMATION	
Deon Jones	9	1		1			Farmer	30	5		5			30	1	30				
Sally Jones	6		1	1																
Nelson Jones	2	1		1																
Ashaliutabe	65	1		1																
Lewis Ashaliutabe	64		1	1																
Gail Ashaliutabe	16	1		1																
Alec Ashaliutabe	31	1		1			Farmer	25	3		5			40	1	20	20			
Micy Ashaliutabe	21		1	1																
Quetman Ashaliutabe	5	1		1																
Graven Ashaliutabe	7	1		1																
David Dyer	26	1		1			Farmer													
Soty Dyer	34		1	1				18	2		1			24	1	45				
Alfred Byington	34	1		1			Farmer	5	2						2	10				
Salasen Byington	30		1	1																
Gillis Byington	12	1		1																
Davis Byington	9	1		1																
Silin Byington	6		1	1																
Susan Byington	4		1	1																
Levian Byington	3	1		1																
Josephine Byington	1		1	1																
Commis Wilson	38	1		1			Farmer	15	1		1			24		20				
Ada Wilson	25		1	1																
Bicy Wilson	10		1	1																
Celia Wilson	1		1	1																
Alec Byington	33	1		1			Farmer	16	6		5			20	2	30				
Louisa Byington	30		1	1																
Alice Byington	7	1		1																
Mary Byington	5		1	1																
Elizabeth Byington	3		1	1																
Atlas Byington	1	1		1																
Erin Byington	1		1	1																
TOTALS		15	16	31				109	19		15			138	5 1/2	155	30			

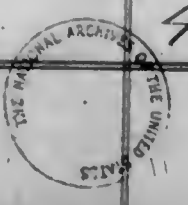
NAMES.	DESCRIPTION OF PERSONS.						OCCUPATION.	LAND. Acres under Cultivation.	LIVE STOCK.						AGRICULTURAL PRODUCTS.				MISCELLANEOUS. OTHER INFORMATION.
	AGE.	Male.	Female.	Indian.	White.	Colored.			No. of Horses.	No. of Mules.	No. of Cattle.	No. of Sheep.	No. of Goats.	No. of Hogs.	No. Bales of Cotton.	No. Bushels of Corn.	No. Bushels of Wheat.	No. Bushels of Oats.	
John Amos	32	1		1			Farmer	5	3				5	5	30				
Betsy Amos	30		1	1															
Nancy Amos	5		1	1															
Seward Amos	4	1		1															
George Jones	35	1		1			Farmer	20	6	2		40	2	50					
Linda Jones	35		1	1															
Edson Jones	1	1		1															
Elitanchitabe	43	1		1			Farmer	10	16	11		100		30					
Polly Elitanchitabe	65		1	1					8	4		20							
Samuel Wall	22	1		1			Farmer	10	5	10		10		15					
Binty Wall	20		1	1															
William Wall	11	1		1															
Macl Wall	2	1		1															
Smith Wall	1/2	1		1															
David Winston	22	1		1					5	4		25	1	10					
Helen Winston	25		1	1															
Pearro B. Farver	39	1		1			Farmer	260	15	1	40	180	42	2000		75			
Sissy Farver	24		1	1															
Will Amos Farver	9	1		1															
Charles Farver	8	1		1															
Impson Farver	5	1		1															
Harmon Bohanan	16	1		1															
Hampton Williams	16	1		1					2										
Silas Smilyta	21	1		1					2	6									
Sally Smilyta	26		1	1															
Ince Smilyta	4		1	1															
Melena Smilyta	1		1	1															
William Impson	51	1		1															
John Homma	65	1		1			Farmer	30	25	15		30	3	130		1			
Sally Homma	55		1	1															
Liddy Homma	19		1	1															
TOTALS		19	12	31				335	87	1	134	330	48	2275		1	75		



NAMES.	AGE.	DESCRIPTION OF PERSONS.					OCCUPATION.	LAND.		LIVE STOCK.					AGRICULTURAL PRODUCTS.			MISCELLANEOUS.	
		Male.	Female.	Indian.	White.	Colored.		Acres under Cultivation.	No. of Horses.	No. of Mules.	No. of Cattle.	No. of Sheep.	No. of Goats.	No. of Hogs.	No. Bales of Cotton.	No. Bushels of Corn.	No. Bushels of Wheat.	No. Bushels of Oats.	OTHER INFORMATION.
Silas Hemma	30	1		1															
Cornelius Hemma	38	1		1			Farmer	30	25	15			30	3	130	130			
Isabella Hemma	38		1	1															
Salin Hemma	20		1	1															
Edmund Hemma	13	1		1															
Edward Hemma	13	1		1					3	2									
Mary Anderson	33		1	1			Farmer	5	5	20		8							
Walter Anderson	14	1		1															
Adrian Anderson	12	1		1															
Tracy Anderson	10		1	1															
Simmon Anderson	3	1		1															
Nancy Frances	50	1		1			Farmer	12	1							10			
James Wall	60	1		1				14	3	5			6	2	80				
Lena Wall	33		1	1															
Timothy Wall	14	1		1															
Naaman Wall	11	1		1															
Joseph Wall	8	1		1															
Lira Wall	6	1		1															
John Stephens	35	1		1			Farmer	36	7				50	3	200				
Melvin Stephens	30		1	1				7	3				30						
Lissy Stephens	16		1	1															
Peter Stephens	14	1		1															
Celia Stephens	12		1	1															
Wallace Stephens	9	1		1															
Albert Stephens	7	1		1															
Sophia Stephens	5		1	1															
Cosy Stephens	2		1	1															
Adison Amos	20	1		1			Farmer	14	1		5		5	1/2	50				
Geel Amos	20		1	1															
Mary Ann Amos	5		1	1															
Nicholas Amos	4	1		1															
TOTALS		19	12	31				121	48	52	5		129	8 1/2	470	130			

J. H. Rice & Son, Printers and Stationers, Fort Smith, Arkansas

NAMES.	AGE.	DESCRIPTION OF PERSONS.					OCCUPATION.	LAND.		LIVE STOCK.						AGRICULTURAL PRODUCTS.			MISCELLANEOUS.
		Male.	Female.	Indian.	White.	Colored.		Acres under Cultivation.	No. of Horses.	No. of Mules.	No. of Cattle.	No. of Sheep.	No. of Goats.	No. of Hogs.	No. Bales of Cotton.	No. Bushels of Corn.	No. Bushels of Wheat.	No. Bushels of Oats.	OTHER INFORMATION.
<i>Colia Amos</i>	50		/	/															
<i>Joseph Iahulabe</i>	47	/		/			<i>Mechanic</i>	10	1										
<i>William Iahulabe</i>	17	/		/															
<i>Simon Fob</i>	30	/		/															
<i>Susan Fob</i>	20		/	/															
<i>Davis Fob</i>	1	/		/															
<i>John Achayatabe</i>	57	/	X	/			<i>Farmer</i>	14	3				4	1	40				
<i>Louisa Achayatabe</i>	50		/	/															
<i>James Billy</i>	28	/		/															
<i>Eliza Achayatabe</i>	16		/	/															
<i>Amos Billy</i>	19	/		/			<i>Farmer</i>	3				15							
<i>Scott Billy</i>	1	/		/															
<i>Eastman Billy</i>	6	/		/															
<i>John Joseph</i>	30	/		/					3			1							
<i>Lena Joseph</i>	20		/	/															
<i>Gibson Joseph</i>	2	/		/															
<i>Johnsen Hotambo</i>	35	/		/			<i>Farmer</i>	25	4	2		4	2	100					
<i>Ellany Hotambo</i>	30		/	/															
<i>Clam Hotambo</i>	4	/		/															
<i>Betsy Hotambo</i>	5		/	/															
<i>Chester Hotambo</i>	4	/		/															
<i>Jimmy Hotambo</i>	2	/		/															
<i>Watkins Fob</i>	11	/		/															
<i>Allen Fob</i>	9		/	/															
<i>Green Billy</i>	30	/		/			<i>Farmer</i>	20	1										
<i>Milly Billy</i>	20		/	/															
<i>Maldira Billy</i>	11		/	/															
<i>Nelson Billy</i>	7	/		/															
<i>Tinny Billy</i>	3		/	/															
<i>Siub Billy</i>	1	/		/															
<i>Tikimma</i>	40		/	/															
TOTALS	19	12	31					72	12	2		24	3	140					



NAMES.	DESCRIPTION OF PERSONS.						OCCUPATION.	LAND.	LIVE STOCK.						AGRICULTURAL PRODUCTS.				MISCELLANEOUS.
	AGE.	Male.	Female.	Indian.	White.	Colored.		Acres under Cultivation.	No. of Horses.	No. of Mules.	No. of Cattle.	No. of Sheep.	No. of Goats.	No. of Hogs.	No. Bales of Cotton.	No. Bushels of Corn.	No. Bushels of Wheat.	No. Bushels of Oats.	OTHER INFORMATION.
Simon Billy	28	1		1			Farmer	5					30	20					
Susan Billy	25		1	1															
Jim Billy	9	1		1															
Carmen Billy	6	1		1															
Issi Ellen Billy	3		1	1															
Louisiana Billy	1/2		1	1															
Billy McKee	50	1		1			Farmer	30	2	2		10		30					
Molly McKee	30		1	1															
Hoster McKee	15	1		1															
Mary McKee	10		1	1															
Elizabeth McKee	3		1	1															
Willis McKee	7	1		1															
Billy McKee	17	1		1				2	1										
Wilson James	35	1		1			Farmer	85	6	60	6		11	5	150				
Margaret James	30		1	1															
Charles James	13	1		1															
Simon James	10	1		1															
Jonas James	8	1		1															
Phillip James	5	1		1															
Simpson Farver	24	1		1			Farmer	25	2	28			16	2	100			2	
Ellen Farver	23		1	1															
Billy Farver	3	1		1															
Luby Farver	1		1	1															
John Farver	30	1		1			Farmer	12	8	5	6		23	2	100				
Sally Farver	30		1	1															
Thomas Farver	11	1		1			Farmer	12	1	1	6			1	20				
Frances Farver	7		1	1															
Charles Farver	3	1		1															
Billy Barlow	30	1		1															
Sila Barlow	30		1	1															
Ninny Barlow	18		1	1															
TOTALS		17	14	31				171	20	95	18		90	10	420			2	

18 Census of *Eagle* County,

Choctaw Nation, 1885.

H. RICK & SONS, Printers and Binders, Fort Scott, Kansas.

NAMES.	AGE.	DESCRIPTION OF PERSONS.					OCCUPATION.	LAND. Acres under Cultivation.	LIVE STOCK.						AGRICULTURAL PRODUCTS.				MISCELLANEOUS. OTHER INFORMATION.	
		Male.	Female.	Indian.	White.	Colored.			No. of Horses.	No. of Mules.	No. of Cattle.	No. of Sheep.	No. of Goats.	No. of Hogs.	No. Bales of Cotton.	No. Bushels of Corn.	No. Bushels of Wheat.	No. Bushels of Oats.		
Warren Bartow	13	1		1																
Michael Bartow	13	1		1																
Jennie Bartow	6	1		1																
Mary Bartow	4		1	1																
Herb's Bartow	1	1		1																
pr Barnup	51	1		1		Farmer	23	2	1		11	2	70							
Marcy Barnup	40		1	1																
William Barnup	16	1		1																
Lizzie Barnup	11		1	1																
Lucy Barnup	8		1	1																
Allen Colbert	50	1		1		Farmer	6	2			10	1/2	80							
Lidia Colbert	40		1	1																
Lilly Colbert	14		1	1																
Samuel Hudson	40	1		1		Farmer	30	16	5		30	2	80							
Sally Hudson	35		1	1																
Lira Hudson	8		1	1																
Saber Hudson	6	1		1																
Levina Hudson	4		1	1																
Lirna Hudson	3		1	1																
John Thompson	68	1		1		Farmer	6	1			20		25							
Martha Thompson	60		1	1																
Amos Colbert	17	1		1		Farmer	20	1					50							
Ahotatema Colbert	60		1	1			15		5	6	6		50							
Dennis Mambe	30	1		1		Farmer	7	1			4	1/2	90							
Delia Mambe	35		1	1																
Willis Mambe	7	1		1																
Emma Mambe	2		1	1																
Manda Colbert	40		1	1																
Mad Colbert	8	1		1																
Sweeney Colbert	6	1		1																
John Colbert	1	1		1																
TOTALS		16	15	31			107	23	14	6	84	5	445							



19 Census of Eagle County,

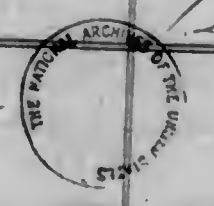
Choctaw Nation, 1885

J. H. Rice & Sons, Printers and Binders, Fort Scott, Kansas.

NAMES.	DESCRIPTION OF PERSONS.						OCCUPATION.	LAND.		LIVE STOCK.						AGRICULTURAL PRODUCTS.				MISCELLANEOUS.
	AGE.	Male.	Female.	Indian.	White.	Colored.		Acres under Cultivation.	No. of Horses.	No. of Mules.	No. of Cattle.	No. of Sheep.	No. of Goats.	No. of Hogs.	No. Bales of Cotton.	No. Bushels of Corn.	No. Bushels of Wheat.	No. Bushels of Oats.	OTHER INFORMATION.	
Polly Mambi	65	1	1				Farmer	10	4				3	1/2						
Williamson Mambi	12	1		1																
Silway Mambi	24	1	1																	
William Impson	23	1		1			Farmer	25	1				2		50					
Ellen Impson	20		1	1					2	2										
Davis Impson	12	1		1																
John Impson	8	1		1																
Styler Mambi	1	1		1																
Fanny Howell	27		1	1			Farmer	400	2	1	35		7	50	500					
Sam Amos	50	1		1			"	10			4		15		10					
Louisa Amos	30		1	1																
Licumpsi Amos	12	1		1																
Mulvey Amos	51		1	1																
Bath Amos	3	1		1																
Eastman Amos	1	1		1																
Anoake	40		1	1																
Ellis Tohtaya	50	1		1			Farmer	5	1				7							
Eastman Tohtaya	5	1		1																
Blahotabe	30	1		1			"	20	1				7	1	100					
Lizzie Blahotabe	23		1	1																
Lucy Blahotabe	1		1	1																
Gilson Hayakonabe	21	1		1			Farmer	8		3			3		10					
Susan Hayakonabe	18		1	1																
Sina Hayakonabe	4		1	1																
Galambontabe	70	1		1			Farmer	2	5	3			3	1/2						
Nowahimma	55		1	1			"	15		6			1	1/2	30					
Lizzie Ann	16		1	1																
Dixie	14		1	1																
Wiley	10		1	1																
Hickman Hayakonabe	30	1		1			Farmer	20	1	5			15	3	15					
Belia Hayakonabe	25		1	1																
TOTALS		15	16	31				515	17	1	58		63	55 1/2	595					

J. H. Rice & Sons, Printers and Binders, Fort Scott, Kansas.

NAMES.	AGE.	DESCRIPTION OF PERSONS.					OCCUPATION.	LAND.		LIVE STOCK.					AGRICULTURAL PRODUCTS.				MISCELLANEOUS.
		Male.	Female.	Indian.	White.	Colored.		Acres under Cultivation.	No. of Horses.	No. of Mules.	No. of Cattle.	No. of Sheep.	No. of Goats.	No. of Hogs.	No. Bales of Cotton.	No. Bushels of Corn.	No. Bushels of Wheat.	No. Bushels of Oats.	OTHER INFORMATION.
Lena Hayakonabe	6		1	1															
Austin Hayakonabe	4	1																	
Eliza Hayakonabe	3		1	1															
Lucy Hayakonabe	1		1	1															
Austin McGee	35	1																	
Senisa McGee	25		1	1		Farmer	8	2				5	1	100					
Betty McGee	8		1	1															
Santa Anna	25	1		1		Farmer	3	1					1/2	10					
Battiste	30	1		1		"													
Martin Battiste	12	1		1															
Jo Ben	30	1		1		Farmer	15	1	2			12	1/2	50					
Selma Ben	35		1	1															
Syda Ben	1		1	1															
Hamlin	25	1		1		Farmer	10	3	3			3	2	30					
Louisiana Hamlin	20		1	1															
Wellington Hamlin	3	1		1															
Bob Kaimabe	50	1		1		Farmer	18	14	17	13		50	3	80					
Molly Kaimabe	29		1	1															
Tennessee	60	1		1		Farmer	20	1	6			6	1	100					
Jaloe Tennesse	50		1	1															
Nancy Tennesse	20		1	1															
Wilson Tennesse	18	1		1															
Anderson Tennesse	12	1		1															
Jmy Tennesse	7		1	1															
Massell Tennesse	4	1		1															
Watkins Tennesse	1	1		1															
Agnis	45		1	1															
Fosie	12		1	1															
Isaac John	44	1		1		Farmer	6	1	2			8	1	20					
Holena Minna John	40		1	1															
Leseway John	12	1		1															
TOTALS		15	16	31			80	23	30	13		34	10	450					



J. H. Rice & Sons, Printers and Binders, Fort Scott, Kansas.

NAMES.	AGE.	DESCRIPTION OF PERSONS.					OCCUPATION.	LAND. Acres under Cultivation.	LIVE STOCK.						AGRICULTURAL PRODUCTS.				MISCELLANEOUS. OTHER INFORMATION.
		Male.	Female.	Indian.	White.	Colored.			No. of Horses.	No. of Mules.	No. of Cattle.	No. of Sheep.	No. of Goats.	No. of Hogs.	No. Bales of Cotton.	No. Bushels of Corn.	No. Bushels of Wheat.	No. Bushels of Oats.	
Bicy John	10		/	/															
Mary Ann John	6		/	/															
Welsy John	4		/	/															
Morris John	3 1/4	/		/															
Payahema	60		/	/			Farmer	6	1	5			11						
Wm Jefferson	16	/		/															
Thompson Notambe	35	/		/			Farmer	3	5	15			35	2	160				
Jincey Notambe	22		/	/				2					8						
Amey Notambe	4		/	/															
H Notambe	65	/		/			Farmer	4	2	30			6	1	50				
Pesantona Notambe	60		/	/															
Sally Bob	50		/	/			"	8	2	6			13	1/2	30				
Sampson Bob	15	/		/															
Lizzie Bob	9		/	/															
Barcy Bob	5		/	/															
Adahn Hollace	25	/		/			Farmer	10	1	3			20	1	100				
Bicksy Hollis	31		/	/															
Anderson Hollis	4	/		/															
Allen Hollis	1	/		/															
Sam Loman	25	/		/									7	1 1/2	40				
Celia Loman	20		/	/				4					15						
Willy Hampton	18	/		/															
Lige Hampton	5	/		/															
Elsy McClure	50		/	/				20	12	20	7		20	3	250				
Sarah McClure	14		/	/															
Carralson McClure	13	/		/															
John McClure	11	/		/															
Peter McClure	10	/		/															
Albert McClure	9	/		/															
Samaya McClure	5		/	/															
Mindy McClure	3		/	/															
TOTALS		15	16	31				53	27	69	7		135	8 1/2	630				




22 Census of _____ County,

Choctaw Nation, 1885.

J. H. RICK & SONS, Printers and Binders, Fort Scott, Kansas

NAMES.	AGE.	DESCRIPTION OF PERSONS.					OCCUPATION.	LAND. Acres under Cultivation.	LIVE STOCK.						AGRICULTURAL PRODUCTS.				MISCELLANEOUS. OTHER INFORMATION.
		Male.	Female.	Indian.	White.	Colored.			No. of Horses.	No. of Mules.	No. of Cattle.	No. of Sheep.	No. of Goats.	No. of Hogs.	No. Bales of Cotton.	No. Bushels of Corn.	No. Bushels of Wheat.	No. Bushels of Oats.	
Nayson Kane	20	1		1			Farmer	6						13	1/2	8			
Martha Ann Kane	12		1	1				4	1	1			15						
McCullow McCoy	28	1		1			Farmer	4	1	2			17	1/2	60				
Kalama McCoy	31		1	1															
Dickson McClure	12	1		1															
Mary	50		1	1			"												
Lyle James	14		1	1			"	4	2	2	10		12		20				
Sam	60	1		1			Farmer	5	1				2	1	40				
John Wilson	28	1		1			"	5	5	2			10	2	75				
Lucy Ann Wilson	30		1	1															
Robert Wilson	1/2	1		1															
Davis Cornelius	33	1		1			"		1					1	40				
Bessy Cornelius	21		1	1															
Elias Cornelius	34	1		1															
Carson Davis	19	1		1					5				1						
Edmond Bettiest	70	1		1			"	20	3	27	4		35	1 1/4	300				
Sapessahona Battist	35		1	1			"	8	1	22			9	3/4	50				
Shattima Harrison	65		1	1			"		1				4						
Celia Harrison	35		1	1															
Austin Harrison	6	1		1															
Light Harrison	4	1		1															
Coraine Austin	25	1		1			"						5	1	50				
Silway Austin	20		1	1															
Lety Thompson	17		1	1															
Lizzie Thompson	15	1		1						4			1						
John Harrison	55	1		1						4			1						
Johnson Harrison	22	1		1				45	6	50	10		60	11	450				
Josephia Harrison	35		1	1						2			4						
William Wilson	60	1		1				8	3	10			75	3	200				
Ersey Wilson	30		1	1															
Wiley Wilson	40		1	1				9	2	4			9	1/2	60				
TOTALS	17	14	3																



J. H. Rick & Sons, Printers and Binders, Fort Scott, Kansas.

C	DESCRIPTION OF PERSONS.						OCCUPATION.	LAND.	LIVE STOCK.						AGRICULTURAL PRODUCTS.			MISCELLANEOUS.		
	NAMES.	AGE.	Male.	Female.	Indian.	White.		Colored.	Acres under Cultivation.	No. of Horses.	No. of Mules.	No. of Cattle.	No. of Sheep.	No. of Goats.	No. of Hogs.	No. Bales of Cotton.	No. Bushels of Corn.	No. Bushels of Wheat.	No. Bushels of Oats.	OTHER INFORMATION.
	<i>Sena Lawson</i>	8		1	1															
	<i>Adam Lawson</i>	5	1																	
	<i>Simon Jefferson</i>	35	1					8	2		12			25	1	100				
	<i>Mary Jefferson</i>	30		1																
	<i>Joselyn Jefferson</i>	10	1																	
	<i>Felix Jefferson</i>	8	1																	
	<i>Ellis Jefferson</i>	6	1																	
	<i>Beleny Jefferson</i>	4		1																
	<i>Elled Jefferson</i>	2		1																
	<i>Sally Jefferson</i>	50		1				15	2		10			12	1/2	60				
	<i>Sampron Jefferson</i>	16	1																	
	<i>Bethe Jefferson</i>	9		1																
	<i>Byrta Jefferson</i>	6		1																
	<i>Washington</i>	40	1																	
	<i>Sarolan Aaiya</i>	35	1					4	2							10				
	<i>Lisaway Aaiya</i>	25		1																
	<i>Pimmy Aaiya</i>	1	1																	
	<i>Solomon Williams</i>	35	1												1/2					
	<i>Pikey Williams</i>	23		1					1				1							
	<i>Sho Williams</i>	3	1																	
	<i>Matkins Williams</i>	1		1																
	<i>Joseph Bob</i>	35	1					15	4		18			50	2	400				
	<i>Betty Bob</i>	20		1																
	<i>Hedmon Bob</i>	14	1																	
	<i>Keith Bob</i>	13	1																	
	<i>Selly Bob</i>	9		1																
	<i>Adkins Bob</i>	3	1																	
	<i>Nancy Bob</i>	1		1																
	<i>Lawson Battist</i>	35	1					4	2		16	2		20	2	50				
	<i>Polly Battist</i>	35		1																
	<i>Sophy Battist</i>	12		1																
	TOTALS	17	14	31				46	13		56	2		108	7	620				



24 Census of *Eagle* County,

Choctaw Nation, 1885

J. H. RICE & SONS, Printers and Binders, Fort Scott, Kansas.

NAMES.	AGE.	DESCRIPTION OF PERSONS.					OCCUPATION.	LAND.	LIVE STOCK.					AGRICULTURAL PRODUCTS.				MISCELLANEOUS.	
		Male.	Female.	Indian.	White.	Colored.		Acres under Cultivation.	No. of Horses.	No. of Mules.	No. of Cattle.	No. of Sheep.	No. of Goats.	No. of Hogs.	No. Bales of Cotton.	No. Bushels of Corn.	No. Bushels of Wheat.	No. Bushels of Oats.	OTHER INFORMATION.
Liseway Battiest	6	1	1																
Letha Battiest	4	1	1																
Carson Battiest	2	1	1																
Wilsey Battiest	1	1	1																
Sainis Battiest	1/2	1	1																
Gilbert Lewis	55	1	1			Farmer	20	6	7			30	2	200					
Glautima Lewis	40	1	1																
Loretta Lewis	22	1	1																
Listy Lewis	4	1	1																
Harman Hopaiishubbe	28	1	1			Farmer	15	35	2	100		300	2	100					
Eliza Hopaiishubbe	34	1	1				2	2											
Calambe Hopaiishubbe	4	1	1																
Calima Hopaiishubbe	6	1	1																
Garvin Hopaiishubbe	15	1	1																
Ebafoka	50	1	1			Farmer	25	10	14			30	2	100					
Sina Ebafoka	40	1	1																
Sampson Ebafoka	10	1	1																
Simeon Ebafoka	3	1	1																
Winnie Ebafoka	5	1	1																
Liddy Ebafoka	1	1	1																
David Wilson	35	1	1			Farmer	20	3	14			30	5	50					
Anna Wilson	20	1	1																
Daniel Wilson	3	1	1																
Armus Wilson	1	1	1																
Siss Wilson	40	1	1				20												
Betsy Wilson	70	1	1				12	2	1			6	2	100					
Eldana Wilson	26	1	1																
Nyley Wilson	23	1	1																
Winnie Wilson	20	1	1																
James Jones	37	1	1			Farmer	10	2	30			39	1	50					
Sain Jones	35	1	1																
TOTALS	14	17	31				124	60	2	172		135	14	600					



25 Census of *Eagle* County,

Choctaw Nation, 1885.

J. H. Rice & Sons, Printers and Binders, Fort Scott, Kansas.

DESCRIPTION OF PERSONS.

NAMES. AGE. OCCUPATION.

Male. Female. Indian. White. Colored.

The Choctaw Nation
Eagle County

This is to certify that I have been duly appointed and commissioned to take Census of the 2^d Judicial District of the Choctaw Nation and that after carefully taking the census of Eagle County, C. N., find that it contains a population of 744 souls, 387 males and 357 females, consisting of 742 Indians and 2 white persons.

That in the year 1884 there were in cultivation 2837 acres of land,

The stocks rolls number 663 Horses, 16 Mules, 1361 Cattle - 144 Sheep - and 3309 Hogs.

The assessment rolls of production for the year 1884 show that there were produced in said County 330 bales of Cotton, 12331 bushels of Corn, 281 bushels of wheat and 2 bushels of Oats.

In Testimony whereof I hereunto signed my name officially this May 11 1885.

Ben Watkins
Census Commissioner
2^d Judicial District
Choctaw Nation.

The foregoing census of Eagle County is filed in my office this 8th day of February 1886.

Thompson McKinney
National Secretary
Choctaw Nation.



TOTALS

LAND. LIVE STOCK. AGRICULTURAL PRODUCTS. MISCELLANEOUS.
Acres under Cultivation. No. of Horses. No. of Mules. No. of Cattle. No. of Sheep. No. of Goats. No. of Hogs. No. Bales of Cotton. No. Bushels of Corn. No. Bushels of Wheat. No. Bushels of Oats. OTHER INFORMATION.

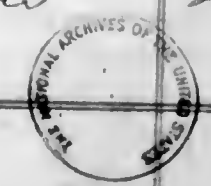
I hereby certify that the foregoing transcript is a true and correct copy taken from the original Record Book now on file in my office.
In Testimony hereunto set my hand and affixed the Seal of the Choctaw Nation.
This 1st day of July 1886.

Thompson McKinney
National Secretary
Choctaw Nation.

Census of *Nashoba* County,

Choctaw Nation, 1885

		DESCRIPTION OF PERSONS.						LAND.	LIVE STOCK.						AGRICULTURAL PRODUCTS.				MISCELLANEOUS.		
1	NAMES.	AGE.	Male.	Female.	Indian.	White.	Colored.	OCCUPATION.	Acres under Cultivation.	No. of Horses.	No. of Mules.	No. of Cattle.	No. of Sheep.	No. of Goats.	No. of Hogs.	No. Bales of Cotton.	No. Bushels of Corn.	No. Bushels of Wheat.	No. Bushels of Oats.	OTHER INFORMATION.	
1	Jackson Momintabe	56	1		1				1												
2	Silas Momintabe	10	1		1												5				
3	Winnie Momintabe	35	1	1																	
4	Solomon Williams	45	1		1			Farmer	75	7	3	50			25		650				
5	Wicy Williams	38		1	1																
6	Nacissa Williams	19		1	1																
7	Jesse Smith	12	1		1																
8	Alexander Williams	16	1		1																
9	Morris Baker	43	1		1			"	6	3		40	3		10						
10	Sophy Ann Baker	13		1	1																
11	Imphy Baker	11		1	1																
12	Fiefa Baker	7		1	1																
13	Veney Baker	5		1	1																
14	Morris Williams	38	1		1			"	20	6	1	30		10	2	300					
15	Tenneau Williams	38		1	1																
16	Moses Loman	50	1		1			"	10	10		5	10		12	1	50				
17	Hoyohema Loman	54		1	1																
18	Sammy Loman	7	1		1																
19	Johnson Wallace	25	1		1																
20	Tom Wallace	1	1		1				2	1					6						
21	Sissy Wallace	28		1	1																
22	Thompson Morrison	29	1		1			"	11	5		5		20	2	250					
23	Elly Morrison	32		1	1																
24	Winnie Morrison	18		1	1																
25	Fincy Morrison	9		1	1																
26	Lizzie Morrison	4		1	1																
27	Lucey Morrison	2		1	1																
28	Wallace Homma	25	1		1				3					10							
29	Byington Homma	8	1		1																
30	Nicholas Watkins	22	1		1				1		10			20							
TOTALS			15	15	30				125	45		140	13		133	5	1285				




2 Census of *Nashoba* County,

Choctaw Nation, 1885

NAMES.	AGE.	DESCRIPTION OF PERSONS.					OCCUPATION.	LAND.		LIVE STOCK.						AGRICULTURAL PRODUCTS.			MISCELLANEOUS.
		Male.	Female.	Indian.	White.	Colored.		Acres under Cultivation.	No. of Horses.	No. of Mules.	No. of Cattle.	No. of Sheep.	No. of Goats.	No. of Hogs.	No. Bales of Cotton.	No. Bushels of Corn.	No. Bushels of Wheat.	No. Bushels of Oats.	OTHER INFORMATION
31 Emissy Watkins	30		1	1															
32 Sony Watkins	4	1																	
33 Hickman Watkins	1	1																	
34 Dixon H. Wallace	40	1		1		Farmer	8	2				25		30					
35 Betty Wallace	35		1	1															
36 Sidney Wallace	3	1		1															
37 William Wallace	1	1		1															
38 James Gibson	30	1		1		"	30	10	30			20		100					
39 Elizabeth Gibson	28		1	1															
40 Stephen Gibson	12	1		1															
41 Susy Gibson	3		1	1															
42 Margaret Gibson	12		1	1															
43 Hoyo hoka	70		1	1															
44 Abel Loman	25	1		1		"	5	1	6	2		13							
45 Iney Loman	30		1	1															
46 Banatabi	30	1		1															
47 Phillip Coleman	74	1		1			8	1	1			5							
48 Melissa Coleman	18		1	1															
49 Devon Loman	30	7		1		"	8	2				20		80					
50 Wiley Loman	20	1		1				3				5							
51 Ether Loman	4	1		1					2										
52 Gaston Loman	3	1		1															
53 Wallace Barney	29	1		1		"	12	8	50	3		40		150					
54 Rube Barney	26		1	1															
55 Edward Barney	11	1		1															
56 Leana Barney	6		1	1															
57 Arimny Barney	2		1	1															
58 John Baker	32	1		1		"	10	3	3	4		7		140					
59 Elsy Baker	25		1	1															
60 Mitchell Baker	10	1		1															
TOTALS	16	14	30				81	33	82	9		137	1	500					

NAMES.		DESCRIPTION OF PERSONS.						OCCUPATION.	LAND.	LIVE STOCK.						AGRICULTURAL PRODUCTS.				MISCELLANEOUS.
		AGE.	Male.	Female.	Indian.	White.	Colored.		Acres under Cultivation.	No. of Horses.	No. of Mules.	No. of Cattle.	No. of Sheep.	No. of Goats.	No. of Hogs.	No. Bales of Cotton.	No. Bushels of Corn.	No. Bushels of Wheat.	No. Bushels of Oats.	OTHER INFORMATION.
61	Betsy Baker	8		1	1															
62	Isham Baker	6		1	1															
63	Cephus Baker	4		1	1															
64	Robinson Baker	1		1	1															
65	Gaines Belliard	55		1	1		Farmer	20	10	20	8		10	1	100					
66	Daniel Billy	30		1	1		"	2	1				21		20					
67	Henry Billy	29		1	1															
68	Willy Billy	12		1	1															
69	Melinda Billy	5		1	1															
70	Ely Billy	3		1	1															
71	Betty Billy	2		1	1															
72	Brazile Bacon	25		1	1			8	2				2		20					
73	Betty Bacon	18		1	1															
74	Mellen Bacon	2		1	1															
75	Sally Bacon	1		1	1															
76	Lake John	94		1	1		"	13	3	9			10	2	150					
77	Agnes John	24		1	1															
78	Betty John	9		1	1															
79	Kdon John	7		1	1															
80	Almusa John	5		1	1															
81	Listy John	3		1	1															
82	Perd John	1		1	1															
83	Bissy Baker	30		1	1		"	26	10	9			30							
84	Saidi Baker	17		1	1															
85	Lizzie Baker	10		1	1															
86	Emily Baker	5		1	1															
87	Coleman Baker	5		1	1															
88	Jonhka	53		1	1			100	16	60	6		15	2	250					
89	Aperatimma Jonhka	55		1	1															
90	Rason Jonhka	15		1	1															
TOTALS		14	16	30				169	42	98	14		88	5	540					



4 Census of *Nashoba* County,

Choctaw Nation, 1883

NAMES.	AGE.	DESCRIPTION OF PERSONS.					OCCUPATION.	LAND.	LIVE STOCK.						AGRICULTURAL PRODUCTS.			MISCELLANEOUS.	
		Male.	Female.	Indian.	White.	Colored.			Acres under Cultivation.	No. of Horses.	No. of Mules.	No. of Cattle.	No. of Sheep.	No. of Goats.	No. of Hogs.	No. Bales of Cotton.	No. Bushels of Corn.	No. Bushels of Wheat.	No. Bushels of Oats.
91	Sony Johnka	13	1	1															
92	Edington King	20	1	1			Farmer	2						1	20				
93	Willy King	25	1	1				1	1	1									
94	Thomas King	16	1	1															
95	Wisen King	13	1	1															
96	Sally King	11	1	1															
97	Mason King	9	1	1															
98	Sam Houston King	7	1	1															
99	Mickey King	5	1	1															
100	Isy King	3	1	1															
101	Hulson King	1/2	1	1															
102	Isreal Columbus	21	1	1				2	1	5		5							
103	Sophia Columbus	24	1	1															
104	Jony Jefferson	25	1	1				14	4	7		20	1	30					
105	Ellen Jefferson	17	1	1				5											
106	Martha Peter	16	1	1				4		2									
107	Wilmon Cephus	4	1	1						1									
108	Sever Johnson	50	1	1				20	4	1		10		10					
109	Francy Johnson	20	1	1						1									
110	Samuel Johnson	1	1	1															
111	William Battiest	24	1	1				2	2										
112	Ellen Battiest	1	1	1															
113	Peter Ludlow	31	1	1															
114	Fralisi Ludlow	38	1	1															
115	Calista Ludlow	3	1	1															
116	Mintehoke Makiki	30	1	1					1										
117	Kacy Williams	50	1	1				24	2	18		6	1	100					
118	Stephen Watkins	40	1	1				24	4	1	20		3	4	50				
119	Sarah ann Watkins	40	1	1															
120	Sophia Watkins	18	1	1															
TOTALS		16	16	30				97	29	64		44	7	210					

NAMES.	DESCRIPTION OF PERSONS.						OCCUPATION.	LAND.	LIVE STOCK.						AGRICULTURAL PRODUCTS.				MISCELLANEOUS.
	AGE.	Male.	Female.	Indian.	White.	Colored.		Acres under Cultivation.	No. of Horses.	No. of Mules.	No. of Cattle.	No. of Sheep.	No. of Goats.	No. of Hogs.	No. Bales of Cotton.	No. Bushels of Corn.	No. Bushels of Wheat.	No. Bushels of Oats.	OTHER INFORMATION.
151	Salvia Noah	48		1	1														
152	Naaman Noah	13	1		1														
153	Beard Noah	8	1		1														
154	Morgan Noah	6	1		1														
155	Reed Noah	4	1		1														
156	Susan Noah	2		1	1														
157	Sinly Davis	40		1	1		Farmer	2											
158	Susan Davis	18		1	1														
159	Nancy Davis	2		1	1														
160	Sarah Jefferson	40		1	1			2	4	4			10		50				
161	Susan Jefferson	13		1	1														
162	Sinzy Jefferson	11	1		1														
163	Austin Jefferson	9	1		1														
164	Siney Jefferson	4		1	1				1										
165	Sim Jefferson	1	1		1														
166	Sampson Cobb	28	1		1			7	3				4		50				
167	Sophy Cobb	19		1	1														
168	B.G. Battest	26	1		1			26	2	2	10		15		150				
169	Mary Batteste	27		1	1				4		10		10						
170	Henry Batteste	3	1		1														
171	Agnes Batteste	1		1	1														
172	James Wood	56	1		1			6	4				12	1	100				
173	Kanotima Wood	40		1	1														
174	Levi Wood	19	1		1														
175	Melrina Wood	15		1	1														
176	Cosen Wade	45	1		1			2	1	1	2		3		30				
177	Melissa Wade	44		1	1			2			2		3						
178	Robert Wade	13	1		1			1			7		8						
179	Hickson Jefferson	28	1		1			1			2		4		10				
180	Adeline Jefferson	20		1	1														
TOTALS			15	15	30			49	18	3	37		69	1	390				



7 Census of *Nashoba* County,

Choctaw Nation, 1885

NAMES.	DESCRIPTION OF PERSONS.						OCCUPATION.	LAND.		LIVE STOCK.						AGRICULTURAL PRODUCTS.				MISCELLANEOUS.
	AGE.	Male.	Female.	Indian.	White.	Colored.		Acres under Cultivation.	No. of Horses.	No. of Mules.	No. of Cattle.	No. of Sheep.	No. of Goats.	No. of Hogs.	No. Bales of Cotton.	No. Bushels of Corn.	No. Bushels of Wheat.	No. Bushels of Oats.	OTHER INFORMATION	
181 Samuel Jefferson	1	1		1																
182 Bryan Stephens	25	1		1			Farmer	2	1											
183 Woley Stephens	26		1	1																
184 Edward Stephens	7	1		1																
185 Susan Stephens	5		1	1																
186 Baxton Noah	36	1		1			"	23	11	2	20		20	1	200					
187 Nancy Noah	27		1	1																
188 Simon Noah	5	1		1																
189 Emily Noah	2		1	1																
190 Enny Bacon	40		1	1					2		3		10							
191 Suxton Bacon	5	1		1																
192 Jackson Heath	25	1		1			"	10	5		5		5	1	100					
193 Sinah Heath	20		1	1																
194 Sicily Heath	4	1		1																
195 Houston Heath	3	1		1																
196 Joseph Heath	30	1		1			"	8	8		1		3	1/2	50					
197 Rosy Heath	30		1	1																
198 Ellen Heath	3		1	1																
199 Joseph Heath	1	1		1																
200 John Cephus	40	1		1			"	16	3		6		5	1	100					
201 Adeline Cephus	40		1	1																
202 Timothy Cephus	20	1		1																
203 Mary Cephus	14		1	1																
204 Lena Cephus	5		1	1																
205 Ely Cephus	1	1		1																
206 Kauriohme Hicks	39		1	1			"	6	2		6	19	14							
207 Nancy Hicks	17		1	1																
208 Selie Hicks	12		1	1																
209 Peter Hicks	7	1		1																
210 Joel Shota	56	1		1			"	7	2		3		3	1/2	50					
TOTALS	16	14	50					72	34	2	44	19	60	4	500					

Census of *Nashoba* County,

Choctaw Nation, 1885.

NAMES.	AGE.	DESCRIPTION OF PERSONS.					OCCUPATION.	LAND.	LIVE STOCK.					AGRICULTURAL PRODUCTS.			MISCELLANEOUS.		
		Male.	Female.	Indian.	White.	Colored.		Acres under Cultivation.	No. of Horses.	No. of Mules.	No. of Cattle.	No. of Sheep.	No. of Goats.	No. of Hogs.	No. Bales of Cotton.	No. Bushels of Corn.	No. Bushels of Wheat.	No. Bushels of Oats.	OTHER INFORMATION
211 Lucy Shote	30		/	/															
212 Robert Shote	7	/		/															
213 Nelly Shote	5		/	/															
214 Sisty Shote	1		/	/															
215 Salma Shote	7		/	/															
216 Jozey Shote	50		/	/															
217 Nettie Shote	30		/	/															
218 Bessy Shote	14		/	/															
219 Macey Shoate	12		/	/															
220 Curtam Shoate	10	/		/															
221 Martha Shote	1		/	/															
222 John Thom	70	/				/	Farmer	9	1		12							60	
223 Paul Stevens	30	/				/	"	16	7		10			10	3			140	
224 Bessy Stevens	35		/	/															
225 Grandison Stevens	7	/		/															
226 Holson Mullis	30	/		/			"	11	3		10			25	2			100	
227 Sarah Mullis	30		/	/															
228 Milly Mullis	15		/	/															
229 Issiah Mullis	9	/		/															
230 Phillip Mullis	6	/		/															
231 Eliza Harley	55		/	/			"		1		1			3				10	
232 Margaret Harley	18		/	/															
233 Madison Jefferson	34	/		/			"	15	2		7			10	1			150	
234 Kanemahona	50		/	/			"	20	5		10			90	1			100	
235 Sookay Jefferson	30		/	/															
236 William Labor	30	/		/			"	26	3	2	25			45	4			300	
237 Phibe Labor	29		/	/															
238 Susan Labor	9		/	/															
239 Peggy Labor	5		/	/															
240 Nacessa Labor	4		/	/															
TOTALS		10	20	28		2		97	24	2	76			183	9			860	



9 Census of *Nashoba* County,

Choctaw Nation, 1885

NAMES.	DESCRIPTION OF PERSONS.						OCCUPATION.	LAND. Acres under Cultivation.	LIVE STOCK.						AGRICULTURAL PRODUCTS.				MISCELLANEOUS. OTHER INFORMATION.
	AGE.	Male.	Female.	Indian.	White.	Colored.			No. of Horses.	No. of Mules.	No. of Cattle.	No. of Sheep.	No. of Goats.	No. of Hogs.	No. Bales of Cotton.	No. Bushels of Corn.	No. Bushels of Wheat.	No. Bushels of Oats.	
241 Melhamy Labor	1		1	1															
242 Daniel Monabe	30	1		1			Farmur	18	2				30	1	250				
243 Henry Monabe	30		1	1															
244 Raymus Monabe	12	1		1															
245 Bob Monabe	53	1		1			"	17	2				10	2	40				
246 Imy Monabe	30		1	1															
247 Quinton Monabe	20	1		1															
248 Nanomantake Monabe	9	1		1															
249 Ned Monabe	2	1		1															
250 Ben Watkins Monabe	1	1		1															
251 Helmon McCoy	27	1		1			"	18	5	25			20	2	50				
252 Susan Ann McCoy	27		1	1															
253 Charles McCohn	17	1		1			"	4	5	5			8						
254 Amsey McCohn	17		1	1															
255 Asbert McCohn	26		1	1					2										
256 Minihoke McCohn	86		1	1															
257 Kanikhtema McCohn	11		1	1					6	2									
258 Elliston McCamby	10	1		1															
259 Massy McCamby	4		1	1															
260 Simmon McCoy	10	1		1															
261 Sotey McCoy	10		1	1															
262 Phebe McCoy	16		1	1															
263 Morgan Monabe	26	1		1			"	6	2	x	1			30					
264 Nancy Monabe	26		1	1															
265 Silts Monabe	9		1	1															
266 Dixie Monabe	8		1	1															
267 Sinah Monabe	6		1	1															
268 Minton Monabe	4	1		1															
269 Watkins Monabe	1	1		1															
270 Adam J. Palmer	37	1		1			"	5	3				10		50				
TOTALS		15	15	30				68	27	1	33		78	5	420				

10 Census of *Nashoba* County,

Choctaw Nation, 1885

NAMES.	DESCRIPTION OF PERSONS.						OCCUPATION.	LAND.	LIVE STOCK.						AGRICULTURAL PRODUCTS.			MISCELLANEOUS.	
	AGE.	Male.	Female.	Indian.	White.	Colored.		Acres under Cultivation.	No. of Horses.	No. of Mules.	No. of Cattle.	No. of Sheep.	No. of Goats.	No. of Hogs.	No. Bales of Cotton.	No. Bushels of Corn.	No. Bushels of Wheat.	No. Bushels of Oats.	OTHER INFORMATION.
271	<i>Sowen Palammi.</i>	26		1	1														
272	<i>Sophia Palammi</i>	12		1	1														
273	<i>Allen Palumny</i>	10	1		1														
274	<i>Polly Palumny</i>	7	X	1	1														
275	<i>Lawson Palumny</i>	2	1		1														
276	<i>Charles Payne</i>	35	1		1		<i>Farmer</i>	12	4							150			
277	<i>Betty Payne</i>	25		1	1														
278	<i>Tomie Payne</i>	12	1		1														
279	<i>John Foster</i>	48	1		1		"	10	1				14	1	200				
280	<i>David Foster</i>	25	1		1		"	12	2	5			6		50				
281	<i>Selen Foster</i>	18		1	1														
282	<i>Ernie Wheat</i>	27	1		1		"	2	2				10		10				
283	<i>Lizzie Wheat</i>	17		1	1														
284	<i>Wilson Wheat</i>	3	1		1														
285	<i>Raymon Wheat</i>	1	1		1														
286	<i>Washington Watson</i>	18	1		1			20	1	10			20	1	100				
287	<i>Byson Watson</i>	20		1	1														
288	<i>Nancy Watson</i>	57		1	1		"												
289	<i>Adeliza Watson</i>	15		1	1														
290	<i>Jess Taylor</i>	34	1		1			4	3	4			50	1	60				
291	<i>Sophina Taylor</i>	28		1	1														
292	<i>Lucinda Taylor</i>	11		1	1														
293	<i>Suzan Taylor</i>	8		1	1														
294	<i>Catherine Taylor</i>	3		1	1														
295	<i>Santa Anna Taylor</i>	1/2	1		1														
296	<i>Thomas Watson</i>	27	1		1		"	3	2	5			10	2	100				
297	<i>Lizzie Watson</i>	20		1	1														
298	<i>George Watson</i>	3	1	X	1														
299	<i>Sam Watson</i>	1	1		1														
300	<i>Ramsey Watson</i>	27	1		1		"	8	2	9			18	1	75				
TOTALS			16	14	30			71	17	93			128	6	745				

17 Census of *Nashoba* County,

Choctaw Nation, 1885

NAMES.	AGE.	DESCRIPTION OF PERSONS.					OCCUPATION.	LAND.		LIVE STOCK.						AGRICULTURAL PRODUCTS.				MISCELLANEOUS.
		Male.	Female.	Indian.	White.	Colored.		Acres under Cultivation.	No. of Horses.	No. of Mules.	No. of Cattle.	No. of Sheep.	No. of Goats.	No. of Hogs.	No. Bales of Cotton.	No. Bushels of Corn.	No. Bushels of Wheat.	No. Bushels of Oats.	OTHER INFORMATION	
301 Amy Watson	26		1	1																
302 Sabrina Watson	4		1	1																
303 Rizzie Watson	5		1	1																
304 Lucy Ann Watson	3		1	1																
305 Lawson Watson	1	1		1																
306 Amis Cobb	21	1		1				2	1			10								
307 Thomas Taylor	19	1		1				6	15			15	2	100						
308 Nanema Taylor	60		1	1																
309 Feliston Taylor	15	1		1																
310 Raymas Taylor	11	1		1																
311 Nelson McCoy	57	1		1		Farmer	52	2	4	100		10	150	6	500	50	60		He is a member of the Choctaw General Council	
312 Adaline McCoy	55		1	1																
313 Nancy McCoy	16		1	1																
314 Gaston McCoy	10	1		1																
315 Albert Carney	25	1		1			4					15		60						
316 Marlis Carney	30		1	1																
317 Mary Ann Carney	1		1	1																
318 Joseph Jackson	27	1		1			9	1	4			10		50						
319 Sanati Jackson	28		1	1																
320 Lilly Jackson	5		1	1																
321 Silmon Jackson	2	1		1																
322 Joseph Johnson	35	1		1			50	6	150	20		50	2	200						
323 Sully Johnson	26		1	1																
324 Ellen Johnson	14		1	1																
325 Milmon Johnson	9	1		1																
326 Gibson Going	22	1		1			4	2	13	7		40	1	50						
327 Sally Going	30		1	1																
328 Ely Going	13	1		1																
329 Peter Going	7	1		1																
330 Ebenezer Going	3	1		1																
TOTALS		16	14	30			119	19	4	293	27	10	290	11	960	50	60			

1/2 Census of *Nashoba* County,

Choctaw Nation, 1885.

NAMES.	DESCRIPTION OF PERSONS.						OCCUPATION.	LAND.		LIVE STOCK.					AGRICULTURAL PRODUCTS.			MISCELLANEOUS.	
	AGE.	Male.	Female.	Indian.	White.	Colored.		Acres under Cultivation.	No. of Horses.	No. of Mules.	No. of Cattle.	No. of Sheep.	No. of Goats.	No. of Hogs.	No. Bales of Cotton.	No. Bushels of Corn.	No. Bushels of Wheat.	No. Bushels of Oats.	OTHER INFORMATION.
331 Vincent Going	34	1																	
332 Wickley McCoy	34	1					28	3	2				30	1	30				
333 Lyla Ann McCoy	30		1																
334 Gilliam McCoy	1	1																	
335 Etson Jefferson	11	1																	
336 Minny Jefferson	8		1																
337 Isaac Samuel	26	1					20	2	30	2			20	1/2	10				
338 Martha Samuel	19		1																
339 Louisa Samuel	55		1																
340 Josie Bohanan	23	1					4	2						1/2	40				
341 Susan Bohanan	23		1																
342 Lucy Bohanan	5		1																
343 Lissy Bohanan	1		1																
344 Nissy Bohanan	7		1																
345 Melkins Nail	24	1						1	2			10							
346 Allen James	23	1										5	1/2	30					
347 Addie James	16		1																
348 Minny James	1		1																
349 Barabemma	26		1																
350 H. J. Sudlow	40	1					4					3							
351 Mayson Sudlow	40		1				6	2	6			20	1/2	100					County Judge of Nashoba County.
352 Lissy Sudlow	14	1																	
353 Austin Sudlow	7	1																	
354 Lucyanna Sudlow	7		1																
355 S. Elway Sudlow	5		1																
356 Martha Sudlow	3		1																
357 Molly Sudlow	1		1																
358 Joseph Bohanan	15	1					29	4	1	2				2	100				
359 Sally Bohanan	50		1																
360 Watson Bohanan	19	1																	
TOTALS	13	17	30				71	14	1	42	2		87	7	390				

13 Census of *Nashoba* County,

Choctaw Nation, 1885

NAMES.	AGE.	DESCRIPTION OF PERSONS.					OCCUPATION.	LAND.		LIVE STOCK.						AGRICULTURAL PRODUCTS.				MISCELLANEOUS.
		Male.	Female.	Indian.	White.	Colored.		Acres under Cultivation.	No. of Horses.	No. of Mules.	No. of Cattle.	No. of Sheep.	No. of Goats.	No. of Hogs.	No. Bales of Cotton.	No. Bushels of Corn.	No. Bushels of Wheat.	No. Bushels of Oats.	OTHER INFORMATION.	
361	Jonas Bohanan	12	1		1															
362	Melvin Bohanan	7	1		1															
363	Alex R. Durant	46	1		1		Farmer & Merchant	35	10	4	32		150		500					Supreme Judge of the 2nd Judicial District C.N.
364	Sarah P. Durant	40		1	1															
365	Noel Baker	16	1		1															
366	Robert James	70	1		1															
367	Nancy James	35		1	1															
368	Sophia James	12		1	1															
369	Carri James	9	1		1															
370	Lucy James	6		1	1															
371	Reuben James	1	1		1															
372	Cephus Samuel	21	1		1		"	20			2		15	1/2	35					
373	Nelson Samuel	20	1		1															
374	Justin Samuel	16	1		1															
375	Sydia Samuel	10		1	1															
376	Wimpy Samuel	10		1	1															
377	Sam Taylor	61	1		1		"	5	1											
378	Silly Taylor	16		1	1															
379	Benjamin Taylor	13	1		1															
380	John Taylor	9	1		1															
381	Calvin Taylor	27	1		1		"	10	1				3							
382	Farella Taylor	19		1	1															
383	Sweeney Taylor	9	1		1															
384	John Taylor	25	1		1			6	3				1		50					
385	Sarah Taylor	30		1	1															
386	Lacy Ann Taylor	9		1	1															
387	Freeling Taylor	6	1		1															
388	Battiest Taylor	3	1		1															
389	Charles Harrison	70	1		1			14	4	10	5		22	2	100					
390	Onahua Harrison	50		1	1															
TOTALS			19	11	30			90	19	4	34	5	191	2 1/2	435					



14 Census of *Naskoba* County,

Choctaw Nation, 1885

NAMES.	DESCRIPTION OF PERSONS.						OCCUPATION.	LAND. Acres under Cultivation.	LIVE STOCK.						AGRICULTURAL PRODUCTS.			MISCELLANEOUS. OTHER INFORMATION.
	AGE.	Male.	Female.	Indian.	White.	Colored.			No. of Horses.	No. of Mules.	No. of Cattle.	No. of Sheep.	No. of Goats.	No. of Hogs.	No. Bales of Cotton.	No. Bushels of Corn.	No. Bushels of Wheat.	
391	<i>Vrazile Harrison</i>	30	1		1													
392	<i>Martin Harrison</i>	8	1		1													
393	<i>Robinson Harrison</i>	6	1		1													
394	<i>Lawson Harrison</i>	4	1		1													
395	<i>De Witt Harrison</i>	3	1		1													
396	<i>Wilson Cane</i>	15	1		1													
397	<i>Nelly Cane</i>	10		1	1													
398	<i>Impson Sheahete</i>	38	1		1							8	1	60				
399	<i>Thomas Camp</i>	55	1		1		<i>Farmer</i>	18	1			4	1/2	50				
400	<i>Sally Sheahete</i>	30		1	1													
401	<i>Oklahoma Camp</i>	55		1	1			1										
402	<i>Nicholas Harris</i>	20	1		1		"	1										
403	<i>Elaphona Harris</i>	50		1	1			8	1									
404	<i>Lina Harris</i>	25		1	1													
405	<i>Luano Harris</i>	2		1	1													
406	<i>Kanielona Harris</i>	19		1	1							1						
407	<i>Thomas Durant</i>	21	1		1													
408	<i>Maliuda Durant</i>	16		1	1													
409	<i>Hydema</i>	77		1	1		"	10	11	9		15						
410	<i>Roda Kosha</i>	15		1	1													
411	<i>Stephen Samuel</i>	27	1		1		"	11		3		14	1	60				
412	<i>Sephy Samuel</i>	39		1	1													
413	<i>Erny Samuel</i>	9		1	1													
414	<i>Salina Samuel</i>	7		1	1													
415	<i>Johnson Samuel</i>	30	1		1		"	3	1			9		40				
416	<i>Nelly Samuel</i>	25		1	1													
417	<i>Noel Samuel</i>	1	1		1													
418	<i>Jonas James</i>	23	1		1		"	3	3					10				
419	<i>Malen James</i>	30		1	1													
420	<i>Smallwood Lewis</i>	28	1		1			8	3	1				50				
TOTALS			15	15	30			63	15	13		57	3 1/2	250				

15 Census of *Nashoba* County,

Choctaw Nation, 1885

NAMES.	AGE.	DESCRIPTION OF PERSONS.					OCCUPATION.	LAND. Acres under Cultivation.	LIVE STOCK.					AGRICULTURAL PRODUCTS.				MISCELLANEOUS. OTHER INFORMATION.	
		Male.	Female.	Indian.	White.	Colored.			No. of Horses.	No. of Mules.	No. of Cattle.	No. of Sheep.	No. of Goats.	No. of Hogs.	No. Bales of Cotton.	No. Bushels of Corn.	No. Bushels of Wheat.		No. Bushels of Oats.
421	Henry Lewis	20	1	1															
422	Jameson Lewis	2	1	1															
423	Solomon Lewis	50	1	1															
424	Betsy Taylor	70	1	1															
425	Warley Taylor	6	1	1															
426	Ellis Kasha	40	1	1			Farmer	20	6	10	16	5	30	3	300	50			
427	Martha Kasha	25	1	1				18	1	9	18	1		1	150				
428	Mallace Kasha	16	1	1															
429	Lewis Wilson	11	1	1															
430	Sophia Kasha	9	1	1															
431	Simon Kasha	7	1	1															
432	Lucinda Kasha	5	1	1															
433	Edmond Kasha	2	1	1															
434	William Kasha	1/2	1	1															
435	Winnie Kasha	7	1	1															
436	James Harris	55	1	1				85	4	1	9		12	3	75				
437	Betsy Harris	50	1	1															
438	Albert Harris	22	1	1															
439	Gibbert Harris	22	1	1															
440	H. Tema Harris	9	1	1															
441	Rhebe Harris	27	1	1				2											
442	Phelistan Harris	5	1	1															
443	Narcessa Harris	2	1	1															
444	Solomon	23	1	1									20						
445	Adam Nolet	26	1	1				4	1				15						
446	Mahantona Nolet	20	1	1															
447	Mulbena Nolet	5	1	1															
448	Muziah Robson	19	1	1				16	16				30	2	150				
449	Narvey Robson	54	1	1															
450	Peter Robson	14	1	1															
TOTALS		16	14	30				143	33	1	28	35	6	107	9	675			

16 Census of *Nashoba* County,

Choctaw Nation, 1885

NAMES.	AGE.	DESCRIPTION OF PERSONS.					OCCUPATION.	LAND.		LIVE STOCK.						AGRICULTURAL PRODUCTS.				MISCELLANEOUS.
		Male.	Female.	Indian.	White.	Colored.		Acres under Cultivation.	No. of Horses.	No. of Mules.	No. of Cattle.	No. of Sheep.	No. of Goats.	No. of Hogs.	No. Bales of Cotton.	No. Bushels of Corn.	No. Bushels of Wheat.	No. Bushels of Oats.	OTHER INFORMATION	
451 Lizzie Robson	16		1	1									21							
452 Forbit Nabet	54	1		1			33	1		12			30	1	100					
453 Keitha Nabet	30		1	1																
454 Norwood Nabet	15	1		1																
455 Goyilla Nabet	8		1	1																
456 Ahe - Pesachubbe	37	1		1		"	40	2	2	60		15	120	15	550					
457 Eliza Pesachubbe	40		1	1																
458 Carlo Pesachubbe	21	1		1																
459 Simpson Pesachubbe	15	1		1																
460 Melkins Pesachubbe	13	1		1																
461 Sales Pesachubbe	7	1		1																
462 Salina Pesachubbe	4		1	1																
463 Gemmy Pesachubbe	4	1		1																
464 Sally Pesachubbe	2		1	1																
465 Sally Payne	28		1	1																
466 Pyngton Payne	6	1		1																
467 Sim Thontake	16	1		1																
468 Tikbattake	65	1		1			8	5		11		10		50						
469 Amanda Tikbattake	32		1	1																
470 Levina Tikbattake	15		1	1																
471 Davis Tikbattake	14	1		1																
472 George Tikbattake	11	1		1																
473 Sophrona Tikbattake	7		1	1																
474 Bedena Tikbattake	5		1	1																
475 Wilmon Tikbattake	2		1	1																
476 Joseph Watson	44	1		1		"	16	2		30		85		250						
477 Ann Watson	34	1		1																
478 Melvina Watson	18		1	1																
479 Elmira Watson	14		1	1																
480 Martha Watson	11		1	1																
TOTALS		15	15	30			97	20	2	127		15	256	16	950					

17 Census of *Washoba* County,

Choctaw Nation, 1885

NAMES.	DESCRIPTION OF PERSONS.						OCCUPATION.	LAND. Acres under Cultivation.	LIVE STOCK.						AGRICULTURAL PRODUCTS.				MISCELLANEOUS. OTHER INFORMATION
	AGE.	Male.	Female.	Indian.	White.	Colored.			No. of Horses.	No. of Mules.	No. of Cattle.	No. of Sheep.	No. of Goats.	No. of Hogs.	No. Bales of Cotton.	No. Bushels of Corn.	No. Bushels of Wheat.	No. Bushels of Oats.	
481 Thomas Watson	7	1		1															
482 Calam Watson	3	1		1															
483 Martin Watson	2	1		1															
484 Levi Cobb	27	1		1			Farmer	8	1	3			13	1	30				
485 Salima Cobb	25		1	1															
486 Ellen Cobb	3		1	1															
487 Wicy Cobb	1		1	1															
488 Jonas Colbert	50	1		1			"	10	11	6			50	7	10				
489 Nancy Colbert	40		1	1															
490 Elsey Colbert	14		1	1															
491 Nelly Colbert	11		1	1															
492 William Colbert	8	1		1															
493 Lucy Ann Colbert	4		1	1															
494 Addy Colbert	1		1	1															
495 Parin Payne	20	1		1			"	4	1						30				
496 Bessy Payne	40		1	1															
497 George Hudson	32	1		1			"	15	1	12			40	1	100				
498 Susan Hudson	47		1	1															
499 Sampson Samuel	12	1		1						2	2		8						
500 Rufus Hudson	6	1		1															
501 Adamissia Hudson	4		1	1															
502 Lehas - Taylor	32	1		1			"	10	1	3	8		5		50				
503 Sarvin Taylor	23		1	1															
504 Marvety Taylor	34		1	1															
505 Logan Jones	49	1		1			"	9	1				1/2						
506 Dixie Jones	17		1	1															
507 Louisa Jones	13		1	1															
508 Robinson Jones	7	1		1															
509 Adamida Jones	1		1	1															
510 Thomas Taylor	25	1		1				10	2				8	1	40				
TOTALS		14	16	30				66	18	26	10		124	4 1/2	260				

18 Census of *Nashoba* County,

Choctaw Nation, 1883

NAMES.	AGE.	DESCRIPTION OF PERSONS.					OCCUPATION.	LAND.	LIVE STOCK.					AGRICULTURAL PRODUCTS.			MISCELLANEOUS.		
		Male.	Female.	Indian.	White.	Colored.		Acres under Cultivation.	No. of Horses.	No. of Mules.	No. of Cattle.	No. of Sheep.	No. of Goats.	No. of Hogs.	No. Bales of Cotton.	No. Bushels of Corn.	No. Bushels of Wheat.	No. Bushels of Oats.	OTHER INFORMATION
511 Betsy Taylor	24		1	1															
512 Salisea Allen	8		1	1															
513 Susan Billy	34	1		1															
514 Hatty Billy	25		1	1															
515 Holman Billy	1/2	1		1															
516 Joseph Taylor	28	1		1		Farmer	12	3	1		1			200					
517 Egleu Taylor	27		1	1															
518 Aleston Taylor	12	1		1															
519 Simcon Taylor	1/2	1		1															
520 Moses Kochete	34	1		1		"	18	1			5		130						
521 Louisa Kochete	30		1	1															
522 Holman Kochete	9	1		1															
523 Elias Kochete	7	1		1															
524 Ellen Kochete	4		1	1															
525 Sally Kochete	1		1	1															
526 Ely Davis	30	1		1		"	18						40						
527 Mary Bond	30		1	1		"	15	6	13										
528 Nancy Bond	11		1	1															
529 Isaac Bond	10	1		1															
530 Emma Bond	5		1	1															
531 Willy Bond	3	1		1															
532 Jim Bond	1/2	1		1															
533 Gilbert McKee	54	1		1		"	16	6	37		100		15						
534 Sissy McKee	28		1	1															
535 E. Cloia McKee	8		1	1															
536 Harrison McKee	2	1		1															
537 Morris Ward	56	1		1		"	6	8			20		60						
538 Pearro Ward	13	1		1															
539 Martha Ward	9		1	1															
540 Balilihona Ward	80		1	1															
TOTALS		16	14	30				85	24	51		126		145					

19 Census of *Nashoba* County,

Choctaw Nation, 1885

NAMES.	DESCRIPTION OF PERSONS.						OCCUPATION.	LAND. Acres under Cultivation.	LIVE STOCK.						AGRICULTURAL PRODUCTS.				MISCELLANEOUS. OTHER INFORMATION
	AGE.	Male.	Female.	Indian.	White.	Colored.			No. of Horses.	No. of Mules.	No. of Cattle.	No. of Sheep.	No. of Goats.	No. of Hogs.	No. Bales of Cotton.	No. Bushels of Corn.	No. Bushels of Wheat.	No. Bushels of Oats.	
541	<i>Chafatambe</i>	30	1		1														
542	<i>Elias Ward</i>	19	1		1														
543	<i>Jincy Ward</i>	26		1															
544	<i>Nancy Ward</i>	1/2		1															
545	<i>Houston Labor</i>	40	1		1		<i>Farmer</i>	33	2	1	10	10		20	2 1/2	100			
546	<i>Pamelia Labor</i>	24		1															
547	<i>Melvina Labor</i>	10		1															
548	<i>Lida Labor</i>	8		1															
549	<i>Emma Labor</i>	7		1															
550	<i>Alec Labor</i>	5	1																
551	<i>Aleston Labor</i>	3	1		1														
552	<i>Mary Jane Labor</i>	1		1															
553	<i>Singhton Forbich</i>	20	1		1														
554	<i>Reed Bohanan</i>	27	1		1			8	1					12	1	50			
555	<i>Fanny Bohanan</i>	45		1															
556	<i>Eben Allen</i>	4	1		1														
557	<i>Betsy Watson</i>	55		1				1	1	18				19	1/2	50			
558	<i>Ben Watson</i>	16	1		1														
559	<i>Ellis J. Cobb</i>	48	1		1			14	8	80				15		20			
560	<i>Martha Cobb</i>	29		1															
561	<i>Cornelius Cobb</i>	14	1		1														
562	<i>Narcessa Cobb</i>	12		1															
563	<i>Harriet Cobb</i>	9		1															
564	<i>Mary Ann Cobb</i>	6		1															
565	<i>Simon W Cobb</i>	1	1		1														
566	<i>Susan Ann Willis</i>	70		1				20	13	12				50		400			
567	<i>James Holmes</i>	56	1		1			12	7	7				20	1	40			
568	<i>Susan Holmes</i>	40		1															
569	<i>Levi Holmes</i>	18	1		1														
570	<i>Silian Holmes</i>	16		1															
TOTALS			14	16	30			87	39	1	127	10		135	5	660			



20 Census of *Nashoba* County,


Choctaw Nation, 1885.

		DESCRIPTION OF PERSONS.							LIVE STOCK.					AGRICULTURAL PRODUCTS.				MISCELLANEOUS		
NAMES.	AGE.	Male.	Female.	Indian.	White.	Colored.	OCCUPATION.	Acres under Cultivation.	No. of Horses.	No. of Mules.	No. of Cattle.	No. of Sheep.	No. of Goats.	No. of Hogs.	No. Bales of Cotton.	No. Bushels of Corn.	No. Bushels of Wheat.	No. Bushels of Oats.	OTHER INFORMATION.	
571	Archibald Holmes	14	1																	
572	Martha Holmes	13		1																
573	Auly Holmes	12		1																
574	Margaret Holmes	6		1																
575	Carson Naknitaya	48	1				Farmer	6	1		8				3 1/2	100				
576	Sissy Naknitaya	30		1																
577	Joel Naknitaya	15	1																	
578	Colbert Naknitaya	10	1																	
579	Emey Naknitaya	7		1																
580	Sobon Naknitaya	5	1																	
581	Cullen Naknitaya	2	1																	
582	Colbert Eastman	20	1						1											
583	John Callester	25	1																	
584	Gaston James	17	1																	
585	Iless Loman	25	1					5	3						7 1/2	70				
586	Lincy Loman	20		1																
587	Ellen Loman	4		1																
588	Baac Houston	48	1					25	8	1	80	17		30	2	100				
589	Sybel A. Houston	30		1					3		1			40						
590	Wilmon Houston	14	1						4		10									
591	Lewy Houston	9	1						2		2									
592	Alice Houston	30		1					2											
593	Imeyabe	67	1					30	4		18	23		40	1 1/2	375	5			
594	Anny Imeyabe	50		1																
595	Luman Imeyabe	14	1																	
596	Lizzie Imeyabe	12		1																
597	Nelson Ishcommar	68	1			1		4	2					6 1/2	40					
598	Ishayopi Ishcommar	45		1																
599	Muley Ishcommar	25		1																
600	Eve Ishcommar	21		1																
TOTALS		16	14	29		1		70	30	1	21	40		126	5	655	5			

21 Census of *Washoba* County,

Choctaw Nation, 1885

NAMES.	DESCRIPTION OF PERSONS.						OCCUPATION.	LAND.		LIVE STOCK.						AGRICULTURAL PRODUCTS.				MISCELLANEOUS.
	AGE.	Male.	Female.	Indian.	White.	Colored.		Acres under Cultivation.	No. of Horses.	No. of Mules.	No. of Cattle.	No. of Sheep.	No. of Goats.	No. of Hogs.	No. Bales of Cotton.	No. Bushels of Corn.	No. Bushels of Wheat.	No. Bushels of Oats.	OTHER INFORMATION.	
601 Adam Ish Commar	18	1		1																
602 Easter Ish Commar	15		1	1																
603 Smallwood Ish Commar	8	1		1																
604 Sissy Ish Commar	4		1	1																
605 Felicity Ish Commar	3		1	1																
606 John Noah	29	1		1			Farmer	5	5				15	1/2	30					
607 Dyeven Noah	26		1	1																
608 Matona Noah	70		1	1																
609 Susanah Noah	28		1	1																
610 Willis Noah	20	1		1																
611 Ley Noah	9		1	1																
612 Joshua Noah	4	1		1																
613 Wycke Bond	40		1	1			"	4	1	4									20	
614 Samahona	35		1	1																
615 Forbit Mayabe	36	1		1			"	6	4	3			10	1/2	150					
616 Elizabeth Mayabe	36		1	1																
617 Isham Mayabe	8	1		1																
618 Wacket Bond	30	1		1				4	1				1						40	
619 Suckey Edward	50		1	1			"	12	6	5	3		20	1	130					
620 Kean Harday	19	1		1																
621 Hargin Harday	17	1		1																
622 Thomas Harday	15	1		1																
623 Harrison Noah	80	1		1			"	9	9	13	2		10	1/2	200					
624 Izabella Noah	20		1	1																
625 Dinctis John	14		1	1																
626 Lucy Noah	13		1	1																
627 Maby Noah	100		1	1															200	
628 Bazile Noah	25	1		1																
629 Sibby Noah	30		1	1																
630 Balamus Noah	35	1		1				8	4	9	3		8	1/2	100					
TOTALS		14	16	30				48	30	34	8		69	3	870					



NAMES.	AGE.	DESCRIPTION OF PERSONS.					OCCUPATION.	LAND. Acres under Cultivation.	LIVE STOCK.					AGRICULTURAL PRODUCTS.				MISCELLANEOUS. OTHER INFORMATION
		Male.	Female.	Indian.	White.	Colored.			No. of Horses.	No. of Mules.	No. of Cattle.	No. of Sheep.	No. of Goats.	No. of Hogs.	No. Bales of Cotton.	No. Bushels of Corn.	No. Bushels of Wheat.	
631 Sally Edward	30	1	1															
632 Inafe Edward	16	1	1															
633 Martin Edward	15	1	1															
634 Isaac Edward	12	1	1															
635 Silway Edward	7	1	1															
636 Billy Edward	6	1	1															
637 Louisa Edward	5	1	1															
638 Ebanza Edward	2	1	1															
639 Mina Edward	37	1	1			Farmer	6				7		110					
640 Cephus John	16	1	1															
641 Molly John	1	1	1															
642 Wesley Baker	22	1	1				5	5	3		14		90					
643 Judy Baker	22	1	1															
644 Solomon Baker	2	1	1															
645 Sarbin Baker	1	1	1															
646 Fulding Baker	18	1	1					2										
647 Bill Columbus	24 24	1	1				4											
648 Teumpy Columbus	4	1	1															
649 Nicholas Columbus	2	1	1															
650 Lewis Baker	25	1	1				5	2	4		7	1/2	20					
651 Sesima Baker	22	1	1															
652 Bessy Baker	1	1	1															
653 Ellis Brewer	29	1	1				40	5	28		22	1/2	40					
654 Lizzie Brewer	25	1	1					2			8							
655 Sammy Brewer	4	1	1															
656 Louisa Brewer	1	1	1															
657 Elean Stephen	70	1	1				6	3	1		5		20					
658 Nancy Stephen	20	1	1															
659 Jarry Stephen	10	1	1															
660 Elean Columbus	23	1	1															
TOTALS.		17	13	30			66	19	39		63	1	210					

23 Census of *Nashoba* County,

Choctaw Nation, 1885.

NAMES.	DESCRIPTION OF PERSONS.						OCCUPATION.	LAND.	LIVE STOCK.						AGRICULTURAL PRODUCTS.			MISCELLANEOUS.	
	AGE.	Male.	Female.	Indian.	White.	Colored.		Acres under Cultivation.	No. of Horses.	No. of Mules.	No. of Cattle.	No. of Sheep.	No. of Goats.	No. of Hogs.	No. Bales of Cotton.	No. Bushels of Corn.	No. Bushels of Wheat.	No. Bushels of Oats.	OTHER INFORMATION.
661	Vincey Peter	30	1	1			Farmer	3					15		20				
662	Pheling Peter	16	1	1															
663	Eden Peter	5	1	1															
664	Niecey	1		1	1		"												
665	Jonks Watson	55	1	1			"	9	1	7			10		100				
666	Belam Watson	18	1	1															
667	Nortan Watson	17	1	1															
668	Ida Ann Watson	15		1	1														
669	An maya Watson	13		1	1														
670	Carlton Barney	40	1	1			"	17		2					20				
671	Larky Barney	30		1	1														
672	Loddy Ann Barney	24		1	1														
673	Byington Barney	18	1	1															
674	Sammy Barney	14	1	1															
675	Jrancy Barney	9		1	1														
676	Sammy Barney	7		1	1														
677	Alfred Barney	6	1	1															
678	Hopping Barney	5	1	1															
679	Adam Barney	4	1	1															
680	Willis Ludlow	28	1	1															
681	Louisa Ludlow	22		1	1														
682	Miston Ludlow	1	1	1															
683	Fillekatabe	74	1	1				49	10	2	75	5	30	1/2	400				
684	Adeline Felikatabe	30		1	1				4		16		16						
685	Allen Felikatabe	15	1	1															
686	Singleton Felikatabe	13	1	1															
687	Almon Felikatabe	7	1	1															
688	Dennis Felikatabe	3	1	1															
689	Wema Felikatabe	1		1	1														
690	A. P. Frisk	24	1	1					3		20		15						
TOTALS			19	11	30			73	18	2	102	5	86	1/2	540				

24 Census of *Choctaw* County,

Choctaw Nation, 1885.

NAMES.	AGE.	DESCRIPTION OF PERSONS.					OCCUPATION.	LAND.		LIVE STOCK.						AGRICULTURAL PRODUCTS.			MISCELLANEOUS.
		Male.	Female.	Indian.	White.	Colored.		Acres under Cultivation.	No. of Horses.	No. of Mules.	No. of Cattle.	No. of Sheep.	No. of Goats.	No. of Hogs.	No. Bales of Cotton.	No. Bushels of Corn.	No. Bushels of Wheat.	No. Bushels of Oats.	OTHER INFORMATION.
691 Catona Noabe	40		1	1			Farmer	7	10	20	7	6		70					
692 Betty Noabe	25		1	1															
693 Williamson Noabe	15	1		1															
694 Farlis Noabe	13	1		1															
695 Melwise Baker	11		1	1															
696 Dox Baker	9		1	1															
697 Sully Baker	7		1	1															
698 Osborne Williams	4	1		1															
699 Hoysletimma	80		1	1			"	10	6	6		20		50					
700 Onahatabe	55	1		1				10	2	4		5		50					
701 Phebe Onahatabe	50		1	1															
702 Wade Battiste	24	1		1			"												
703 Arlington Battiste	17	1		1															
704 Pickettlynn Battiste	14	1		1															
705 Alfred Battiste	10	1		1															
706 Watson Johnson	39	1		1			"	7	2	18		6		50					
707 Jamotha Johnson	30		1	1															
708 Marmion Johnson	29	1		1															
709 Elsy Johnson	31		1	1															
710 Molly Johnson	13		1	1															
711 Sammy Johnson	10	1		1															
712 Abel Johnson	43	1		1			"	5	2				2	50					
713 Louisa Johnson	50		1	1															
714 William Johnson	9	1		1															
715 Salina Johnson	7		1	1															
716 Alexander Reid	28	1		1			"	13	2	8				80					
717 Elatona Reid	45		1	1															
718 Mary Reid	15		1	1															
719 Simpson Billy	16	1		1															
720 Clathan Willis	29	1		1				4				3		50					
TOTALS		16	14	30				56	24	56	7	40	2	430					

25- Census of Washoba County,

Choctaw Nation, 1885.

DESCRIPTION OF PERSONS.							LAND.	LIVE STOCK.						AGRICULTURAL PRODUCTS.				MISCELLANEOUS.	
NAMES.	AGE.						OCCUPATION.	Acres under Cultivation.	No. of Horses.	No. of Mules.	No. of Cattle.	No. of Sheep.	No. of Goats.	No. of Hogs.	No. Bales of Cotton.	No. Bushels of Corn.	No. Bushels of Wheat.	No. Bushels of Oats.	OTHER INFORMATION.
		Male.	Female.	Indian.	White.	Colored.													
721 Betsy Willis	40		1	1															
722 Witty Williams	18	1		1															
723 Allen Williams	14	1		1															
724 Sarah Williams	12		1	1															
725 Viney Williams	6		1	1															
726 Seliny Williams	2		1	1															
727 Peas Holmes	34	1		1		Farmer	10	1		20									
728 Molly Holmes.	30		1	1															
729 Labeson Peter	45	1		1		"	5	3		4			10						
730 Easton Watkins	46	1		1		"	12	10	1	8	4		20	1	80				
731 Wymey Watkins	50		1	1									7						
732 Elam Watkins	15	1		1															
733 Joseph Watkins	9	1		1															
734 Hopping Watkins	7	1		1															
735 Sally Watkins	5		1	1															
736 Joshoyotale	80	1		1			2	11	6	20	6		50		20				
737 Isbella Joshoyotale	50		1	1					5		2		14						
738 Wallace Carlesta	45	1		1		"	3	7		2			24	2	100				
739 Nancy Carlesta	31		1	1															
740 Arington Carlester	16	1		1															
741 James Carlesta	15	1		1															
742 Susan Carlesta	13		1	1															
743 Elija Yioh tabe	11	1		1															
744 Ahuy Komahetabe	19		1	1															
745 Loam Noah	54	1		1		"	16	20		8			50	2	50				
746 Meashona Noah	60		1	1															
747 Harris Noah	11	1		1															
748 Alec Noah	6	1		1															
749 Elizabeth Noah	4		1	1															
750 Lucy Noah	40		1	1															
TOTALS		16	14	30			48	53	7	64	10		175	5	350				

26 Census of Washoba County,

Choctaw Nation, 1885.

NAMES.	DESCRIPTION OF PERSONS.						OCCUPATION.	LAND. Acres under Cultivation.	LIVE STOCK.						AGRICULTURAL PRODUCTS.				MISCELLANEOUS.
	AGE.	Male.	Female.	Indian.	White.	Colored.			No. of Horses.	No. of Mules.	No. of Cattle.	No. of Sheep.	No. of Goats.	No. of Hogs.	No. Bales of Cotton.	No. Bushels of Corn.	No. Bushels of Wheat.	No. Bushels of Oats.	OTHER INFORMATION.
751 Ezeuzer Noah	30	1		1			Farmer	13	8	12		40	1	80					
752 Molly Noah	46		1	1															
753 Mambe	32	1		1			"	8	2	3		10	2	100					
754 Salmon Mambe	13	1		1															
755 Nelly Mambe	10		1	1															
756 Samuel Mambe	8	1		1															
757 Ben Noah	38	1		1			"	12	7	35		40	1	120					
758 Polly Noah	40		1	1															
759 Easton McCarlen	30	1		1					5										
760 Elsy McCarlen	18		1	1															
761 Sophy McCarlen	1		1	1															
762 Stickman Push	24	1		1			"	5	1										
763 Nancy Push	31		1	1															
764 Ellys Push	8	1		1															
765 Harlis Push	1	1		1															
766 McIntake Ludlow	66	1		1			"	18	8	48	30	22	30	1/2	325				
767 Susan Wallace	29		1	1					3	23			70						
768 Salen Ludlow	27		1	1						5									
769 Jutee Ludlow	25		1	1						3		9							
770 Leste Ludlow	23		1	1						3		1							
771 Easter Ludlow	3		1	1															
772 John Allen	45	1		1			"	9											
773 Pisahinna Allen	52		1	1															
774 Hee Ludlow	1	1		1															
775 Jessy Ludlow	3	1		1															
776 Elizabeth Allen	13		1	1															
777 Sammy Allen	9	1		1															
778 Sallas Push	27	1		1			"	9	1			5		40					
779 Sally Push	22		1	1															
780 William Push	1	1		1															
TOTALS		16	14	30				74	35	132	30	22	205	4 1/2	665				

27 Census of Washoba County,

Choctaw Nation, 1885.

NAMES.	DESCRIPTION OF PERSONS.						OCCUPATION.	LAND.		LIVE STOCK.						AGRICULTURAL PRODUCTS.			MISCELLANEOUS.		
	AGE.	Male.	Female.	Indian.	White.	Colored.		Acres under Cultivation.	No. of Horses.	No. of Mules.	No. of Cattle.	No. of Sheep.	No. of Goats.	No. of Hogs.	No. Bales of Cotton.	No. Bushels of Corn.	No. Bushels of Wheat.	No. Bushels of Oats.	OTHER INFORMATION.		
781 Lawson Bowen	36	1		1			Farmer	10	3	2			30		50						
782 Salsza Bowen	19		1	1			"														
783 John William	45	1		1			"	5	1	2	4		50		50						
784 Sophy William	42		1	1			"														
785 Ellis William	8	1		1			"														
786 Thomas William	3	1		1			"														
787 Tommalis William	23	1		1			"	3	1				50		50						
788 Selten William	10		1	1			"														
789 Tom William	11	1		1			"														
790 Alexander Shute	22	1		1			"														
791 Alice Shute	18		1	1			"														
792 Warrin Shute	50	1		1			"	10	1												
793 Betty Shute	40	1		1			"														
794 Linton Shute	30	1		1			"														
795 Morris Shute	14	1		1			"														
796 Charles Shute	5	1		1			"														
797 Robinson Shute	4	1		1			"														
798																					
799																					
<p>The foregoing Census of Washoba County is filed in my office this 8th day of Feb. 1886. Thompson McElaney National Secretary Choctaw Nation.</p>																					
TOTALS									12	5	17										
								28	6	4	4		100		180						

Choctaw Nation, 1885.

LAND.		LIVE STOCK.				AGRICULTURAL PRODUCTS.				MISCELLANEOUS.	
Acres under Cultivation.	No. of Horses.	No. of Mules.	No. of Cattle.	No. of Sheep.	No. of Goats.	No. of Hogs.	No. Bales of Cotton.	No. Bushels of Corn.	No. Bushels of Wheat.	No. Bushels of Oats.	OTHER INFORMATION.

The Census of
Wade County in
the 2nd Judicial District
Choctaw Nation.

25795 INDIAN OFFICE.
Incls: No. 12 1885


Census of

Wade

County,

Choctaw Nation, 1885


NAMES.	AGE.	DESCRIPTION OF PERSONS.					OCCUPATION.	LAND.		LIVE STOCK.					AGRICULTURAL PRODUCTS.			MISCELLANEOUS.	
		Male.	Female.	Indian.	White.	Colored.		Acres under Cultivation.	No. of Horses.	No. of Mules.	No. of Cattle.	No. of Sheep.	No. of Goats.	No. of Hogs.	No. Bales of Cotton.	No. Bushels of Corn.	No. Bushels of Wheat.	No. Bushels of Oats.	OTHER INFORMATION.
1 Jehu Bond	34	1		1			Farmer	25	8		15			25		145			
2 Lucretia Bond	40		1																
3 William Bond	9	1		1															
4 James Henry Bond	7	1		1															
5 Ida Bond	5		1	1															
6 Susan Bond	3		1	1															
7 Amy Lesoma	42		1	1			"	4	13		45					40			
8 Jackson Graman	18	1		1															
9 Gibson Graman	3	1		1															
10 Nancy Garland	40		1	1					1										
11 Satma Graman	40		1																
12 Sally Graman	18		1	1															
13 Simon Graman	9	1		1															
14 Lawson Graman	7	1		1															
15 Lizzie Graman	5		1	1															
16 Simon Garland	32	1		1			Farmer	2	2										
17 Gabriel Paxton	20	1		1															
18 Salamontema	50		1	1															
19 Lawson Paxton	40	1		1				2			5								
20 Hickman Anderson	16	1		1				2			7								
21 Ben Winlock	8	1		1				4			6			10					
22 Wesley Anderson	36	1		1			Farmer	28	60	2	200			75		200			
23 Mickey Anderson	35		1	1															
24 Coleman Anderson	2	1		1															
25 Eastman James	19	1		1															
26 Colbeit John	25	1		1				2	1										
27 Sistem John	25		1	1															
28 Robert John	1	1		1															
29 Edward Spring	38	1		1				35	8		175	12		100					
30 Linah Spring	36		1	1															
TOTALS	18	12	30					107	93	2	453	12		210		385			



2 Census of Wade County,

Choctaw Nation, 1885

NAMES.	AGE.	DESCRIPTION OF PERSONS.					OCCUPATION.	LAND. Acres under Cultivation.	LIVE STOCK.					AGRICULTURAL PRODUCTS.			MISCELLANEOUS.		
		Male.	Female.	Indian.	White.	Colored.			No. of Horses.	No. of Mules.	No. of Cattle.	No. of Sheep.	No. of Goats.	No. of Hogs.	No. Bales of Cotton.	No. Bushels of Corn.	No. Bushels of Wheat.	No. Bushels of Oats.	OTHER INFORMATION.
31 Wmmy Spring	18		1	1															
32 David Spring	16	1		1															
33 Benjamin Spring	14	1		1															
34 Solomon Spring	7	1		1															
35 Nancy Spring	5		1	1															
36 Lucy Bryant	12		1	1															
37 Izabella Tarney	4		1	1															
38 Silas McKinney	35	1		1		Farmer	10	4	30		40		75						
39 Nancy McKinney	36		1	1															
40 David Noah	16	1		1				1			4								
41 Betsey Garland	16		1	1															
42 Levina Sexton	15		1	1															
43 Noel McKinney	6	1		1		"			4		14								
44 Alexander Anderson	14	1		1				3	5		5								
45 Lavina Anderson	36		1	1			4	5	3		10								
46 Phebe Anderson	10		1	1															
47 Joseph Anderson	8	1		1															
48 Eliza Anderson	6		1	1															
49 Amy Anderson	1		1	1															
50 David B. Robuck	42	1		1		Farmer	50	38	1	60		50							
51 Malina Robuck	42		1	1															
52 Mary Robuck	19		1	1															
53 Ephraim Robuck	16	1		1															
54 Edward Robuck	13	1		1															
55 Jimmy Rood Robuck	10	1		1															
56 David Robuck	8	1		1															
57 William Robuck	3	1		1															
58 Josiah Robuck	1/2	1		1															
59 Zack Robuck	3	1		1															
60 Robert Homma	19	1		1				3	3										
TOTALS		17	13	30			64	44	1	105		123		75					



NAMES.	AGE.	DESCRIPTION OF PERSONS.					OCCUPATION.	LAND.	LIVE STOCK.					AGRICULTURAL PRODUCTS.				MISCELLANEOUS.	
		Male.	Female.	Indian.	White.	Colored.		Acres under Cultivation.	No. of Horses.	No. of Mules.	No. of Cattle.	No. of Sheep.	No. of Goats.	No. of Hogs.	No. Bales of Cotton.	No. Bushels of Corn.	No. Bushels of Wheat.	No. Bushels of Oats.	OTHER INFORMATION.
61 Raymond Bryant	26	1		1			Farmer	45	7	30	5		50						
62 Elizabeth Bryant	28		1	1															
63 Louisa Bryant	7		1	1															
64 Lavisia Bryant	6		1	1															
65 William Bryant	18	1		1															
66 Daniel Bryant	16	1		1															
67 Charley Anderson	16	1		1															
68 Jackson P. McCurtain	55	1		1			"	120	30	4	1500		150		800				
69 Jane McCurtain	44		1	1															
70 Cornelia McCurtain	19		1	1															
71 Eliza Ann McCurtain	17		1	1															
72 Allen McCurtain	12	1		1															
73 Lucinda P. McCurtain	9		1	1															
74 Ida Noah McCurtain	7		1	1															
75 Silly Bell McCurtain	5		1	1															
76 Lizzie D. McCurtain	2		1	1															
77 Albert Paxton	19	1		1															
78 Mihatabe	65	1		1			Farmer	7	5	3			25		30				
79 Sarah Jane Mihatabe	37		1	1															
80 Ester McCurtain Mihatabe	12		1	1															
81 Surena McCurtain	8		1	1															
82 Simon McCoy	22	1		1			"	7	1				5						
83 Sissy McCoy	20		1	1															
84 Betty Anderson	25		1	1				7		5			10						
85 Abel Anderson	5	1		1															
86 Colbert Anderson	50	1		1			Farmer	40	10	2	200	18	120		60				
87 Lizzie Anderson	40		1	1				30											
88 Mary Ann Anderson	5		1	1															
89 Ademissa Anderson	2		1	1															
90 Levisa Bean	16		1	1															
TOTALS		11	19	30				219	61	6	1738	23	360		890				



NAMES.	AGE.	DESCRIPTION OF PERSONS.					OCCUPATION.	LAND.		LIVE STOCK.					AGRICULTURAL PRODUCTS.				MISCELLANEOUS.
		Male.	Female.	Indian.	White.	Colored.		Acres under Cultivation.	No. of Horses.	No. of Mules.	No. of Cattle.	No. of Sheep.	No. of Goats.	No. of Hogs.	No. Bales of Cotton.	No. Bushels of Corn.	No. Bushels of Wheat.	No. Bushels of Oats.	OTHER INFORMATION.
91 Byington Beau	14	1		1					2		2								
92 Ellis Bohanan	38	1		1		Farmer	28	4	20	15	4	25		40					
93 Patsy Bohanan	30		1	1															
94 Jincy Bohanan	16		1	1															
95 Robert Bohanan	14	1		1															
96 Jackson Bohanan	12	1		1															
97 Simpson Bohanan	10	1		1															
98 Nicholas Bohanan	7	1		1															
99 Lorena Bohanan	5		1	1															
100 Greenwood Bohanan	3	1		1															
101 Dora Bohanan	34		1	1															
102 Lotty Anderson	45		1	1			2	6		25		30							
103 Ben Willis	22	1		1															
104 Leason Anderson	25	1		1					1										
105 Charles Potts	38	1		1			38	2			2			120					
106 Melvina Potts	28		1	1															
107 Armpiah Potts	13	1		1															
108 Watson Potts	8	1		1															
109 Susy Potts	5		1	1															
110 Lidia Potts	2		1	1															
111 Peter Pitchlynn	46	1		1		Farmer	52	60	2	200	52	5	60	200					
112 Selena Pitchlynn	26		1	1				3		5									
113 Willy Pitchlynn	16	1		1															
114 Izabella Pitchlynn	2		1	1															
115 John Benton	17	1		1					5		3								
116 Raymond W. Johnson	30	1		1			25	9		20		33		150					
117 Delila Johnson	20		1	1															
118 Liza Ann Pitchlynn	5		1	1															
119 Bill Holmes	32	1		1			6	4		10		50		10					
120 Wallace Ben	17	1		1															
TOTALS		18	12	30					151	96	2	285	69	9	198		520		



Census of *Choctaw* County,

Choctaw Nation, 1885.

J. H. Rice & Sons, Printers and Binders, Fort Scott, Kansas.

NAMES.	AGE.	DESCRIPTION OF PERSONS.					OCCUPATION.	LAND.		LIVE STOCK.					AGRICULTURAL PRODUCTS.				MISCELLANEOUS.
		Male.	Female.	Indian.	White.	Colored.		Acres under Cultivation.	No. of Horses.	No. of Mules.	No. of Cattle.	No. of Sheep.	No. of Goats.	No. of Hogs.	No. Bales of Cotton.	No. Bushels of Corn.	No. Bushels of Wheat.	No. Bushels of Oats.	OTHER INFORMATION.
121 Horace Potts	26	1		1					2		35	5		30		25			
122 Judy Potts	25		1	1															
123 Sarah Jane Potts	7		1	1															
124 Selin Potts	1		1	1															
125 Sampson Bishop	35	1		1			Farmer	4	1					30		30			
126 Fiddy Bishop	42		1	1															
127 Jacob Benton	28	1		1															
128 Eliza Benton	21		1	1															
129 George Benton	8	1		1															
130 Catherine Jones	10		1	1															
131 Dwight Woods	30	1		1							2			10		50			
132 Ellen Woods	24		1	1															
133 Allen Woods	3	1		1															
134 Mintihema	64		1	1					2		19			45					
135 John Pitchlynn	75	1		1															
136 Karotabi	45	1		1				3	1					10		15			
137 Bennet James	36	1		1				1	1					10		15			
138 Sarah James	40		1	1															
139 Dixon James	9	1		1															
140 Houston Harkins	18	1		1															
141 Lewis McIntosh	26	1		1				10	7		50	3		60		40			
142 Jane McIntosh	24		1	1															
143 Alec McIntosh	7	1		1															
144 Isaac McIntosh	1	1		1															
145 Levianey McKinney	48	1		1			Farmer	20	2		1			40		40			
146 Eliza McKinney	24		1	1					1		3			9					
147 Buddy McKinney	10	1		1															
148 Miles Harkins	40	1		1				10	2		11			14		200			
149 Cornelia Harkins	34		1	1					1		5								
150 Jonas Harkins	12	1		1															
TOTALS		18	12	30				48	20		126	8		258		415			



6 Census of *Wade* County,

Choctaw Nation, 1885.

J. H. Rice & Sons, Printers and Binders, Fort Scott, Kansas.

NAMES.	AGE.	DESCRIPTION OF PERSONS.					OCCUPATION.	LAND.	LIVE STOCK.					AGRICULTURAL PRODUCTS.			MISCELLANEOUS.		
		Male.	Female.	Indian.	White.	Colored.		Acres under Cultivation.	No. of Horses.	No. of Mules.	No. of Cattle.	No. of Sheep.	No. of Goats.	No. of Hogs.	No. Bales of Cotton.	No. Bushels of Corn.	No. Bushels of Wheat.	No. Bushels of Oats.	OTHER INFORMATION.
151 Simpson Harkins	5	1		1															
152 John Hakese	26	1		1			Farmer	3	3				2		10	10			
153 Hotina Hakese	26		1	1															
154 Levi Hakese	2	1		1															
155 Millwood Wells	30	1		1			"	4	2	2			6						
156 Lulah Wells	20		1	1															
157 Susan Wells	11		1	1															
158 Elias Wells	1	1		1															
159 Camakintabe	60	1		1			Farmer	20	6	1	40	3	75	175	75				
160 Ontima hona Camakintabe	45		1	1															
161 Phillis Camakintabe	30		1	1					4	10			10						
162 Libby Camakintabe	20		1	1					1	2			10						
163 Betty Camakintabe	6		1	1															
164 Cephus Camakintabe	4	1		1															
165 Ben Harkins	28	1		1			Farmer	6	3	6			2						
166 Kauchihona Harkins	30		1	1															
167 Julius Harkins	3	1		1															
168 Alice Harkins	1	1		1															
169 Lomachube	60	1		1			"	4											
170 Ellen Lomachube	50		1	1															
171 Jacob Lomachube	7	1		1															
172 Laymon Jones	30	1		1			Farmer	10	7	2	36	9	30	40					
173 Reed Jones	26	1		1			"		1	3			7	30					
174 Silly Johnson	30		1	1					2	8									
175 M. H. Johnson	11	1		1					1	6	4		4						
176 Litta	55		1	1				3											
177 Simeon	16	1		1					1	2									
178 Phillis Whartner	20		1	1					1	1									
179 Rosa Whartner	45		1	1															
180 Sims Whartner	10	1		1															
TOTALS		17	13	30				50	32	3	116	16	196	255					



7

Census of _____ County,

Choctaw Nation, 1885.

J. H. Rice & Sons, Printers and Binders, Fort Scott, Kansas.

NAMES.	AGE.	DESCRIPTION OF PERSONS.					OCCUPATION.	LAND.		LIVE STOCK.						AGRICULTURAL PRODUCTS.				MISCELLANEOUS.
		Male.	Female.	Indian.	White.	Colored.		Acres under Cultivation.	No. of Horses.	No. of Mules.	No. of Cattle.	No. of Sheep.	No. of Goats.	No. of Hogs.	No. Bales of Cotton.	No. Bushels of Corn.	No. Bushels of Wheat.	No. Bushels of Oats.	OTHER INFORMATION.	
181 Addy Whartner	7		1	1																
182 Essel Whartner	1		1	1																
183 Thomas Graham	26	1		1			Farmer	4	1											
184 Balinda Graham	24		1	1																
185 Ben Graham	6	1		1																
186 Andy Graham	4	1		1																
187 Emeline Graham	1		1	1																
188 James Beams	24	1		1					1				1				20			
189 Sarah Ann Beams	22		1	1																
190 Liddy Beams	2		1	1																
191 Thomas Bacon	45	1		1			Farmer	7	10	20			48							
192 Reuben Bacon	40	1		1			"	7	8	5	5		15				80			
193 Cornelia Bacon	29		1	1					2											
194 Jefferson Bacon	10	1		1																
195 Colton Bacon	6	1		1																
196 Molly Bacon	7		1	1																
197 Mary Bacon	1		1	1																
198 Wilson Bacon	48	1		1				5	6	7	10	10	25				60			
199 Louisa Bacon	32		1	1						7			16							
200 Ellis Bacon	5	1		1																
201 Simon Bacon	2	1		1																
202 Nancy Bacon	17		1	1					1		6		24							
203 Thompson Bacon	15	1		1							3		9							
204 Allen Bacon	19	1		1																
205 Susan McCoy	10		1	1																
206 Daniel Denny	24	1		1				12	4	8			30				100			
207 Nancy Dana	37		1	1																
208 Emily Dana	8		1	1																
209 Melvina Dana	5		1	1																
210 Solomon Denny	3	1		1																
TOTALS		15	15	30				35	33	56	15	10	169				260			



8 Census of *Wade* County,

Choctaw Nation, 1885.

NAMES.	AGE.	DESCRIPTION OF PERSONS.					OCCUPATION.	LAND.	LIVE STOCK.						AGRICULTURAL PRODUCTS.				MISCELLANEOUS.
		Male.	Female.	Indian.	White.	Colored.		Acres under Cultivation.	No. of Horses.	No. of Mules.	No. of Cattle.	No. of Sheep.	No. of Goats.	No. of Hogs.	No. Bales of Cotton.	No. Bushels of Corn.	No. Bushels of Wheat.	No. Bushels of Oats.	OTHER INFORMATION.
211 Allen Thompson	12	✓		✓															
212 John Woods	28	✓		✓			Farmer	20	14		12			30		100			
213 Selma Woods	26		✓	✓															
214 Serena Benton	11		✓	✓					3		4			13					
215 Eliza Ann Woods	5		✓	✓															
216 Sampson Lewis	27	✓		✓				10	1					5		30			
217 Eliza Ann Lewis	40		✓	✓															
218 Silas Lewis	7	✓		✓															
219 Josiah Lewis	5	✓		✓															
220 Ananias Lewis	9	✓		✓															
221 Sophy Lewis	4		✓	✓															
222 Alex Pitchlynn	24	✓		✓				4	7					10					
223 Melissa Pitchlynn	20		✓	✓															
224 Agnes Pitchlynn	4		✓	✓															
225 Ellen Pitchlynn	1		✓	✓															
226 Willis Beams	43	✓		✓			Farmer	9	1					10					
227 Meha ton Beams	48		✓	✓															
228 Jefferson Jones	17	✓		✓															
229 Charles Jones	19	✓		✓															
230 Sarah Jones	13		✓	✓															
231 Mary Jones	7		✓	✓															
232 Lucy Taylor	15		✓	✓															
233 Nelson Barton	38	✓		✓			"	6						7					
234 Sibby Burton	30		✓	✓															
235 Harriet Burton	5		✓	✓															
236 Willy Burton	2	✓		✓															
237 Nuddy Burton	1		✓	✓															
238 Moses Betabe	32	✓		✓			"		3					3					
239 Elphe Betabe	31		✓	✓															
240 Allen Auderant	23	✓		✓			"		2		4			20					
TOTALS		14	16	30				45	31	20				92		130			

H. Kiek & Sons, Printers and Binders, Fort Scott, Kansas.

NAMES.	AGE.	DESCRIPTION OF PERSONS.					OCCUPATION.	LAND.	LIVE STOCK.					AGRICULTURAL PRODUCTS.				MISCELLANEOUS.	
		Male.	Female.	Indian.	White.	Colored.		Acres under Cultivation.	No. of Horses.	No. of Mules.	No. of Cattle.	No. of Sheep.	No. of Goats.	No. of Hogs.	No. Bales of Cotton.	No. Bushels of Corn.	No. Bushels of Wheat.	No. Bushels of Oats.	OTHER INFORMATION.
241 Eley Anderson	21		1	1															
242 Dickson Anderson	1	1		1															
243 Chester Heath	39	1		1	1	Farmer	25	4		13			9		80				
244 Catherine Heath	31		1	1															
245 Margaret Heath	12		1	1															
246 Archy Heath	8	1		1															
247 Samuel Johnson	11	1		1															
248 Martha Woods	48		1	1		"		2		7			5						
249 Houston Anderson	25	1		1		"	16	6		17			25						
250 Lucinda Anderson	20		1	1															
251 Nancy Anderson	4		1	1															
252 Joshua Anderson	2	1		1															
253 Lizzie Anderson	1		1	1															
254 Leonard Wade	52	1		1		"	6	2		2			17		20				
255 Emma Wade	49		1	1															
256 Easter Wade	1		1	1															
257 Davis Anderson	50	1		1		Farmer	20	30		100	50	5	50						
258 Levina Anderson	27		1	1															
259 William James	13	1		1															
260 Selana Beames	15		1	1															
261 Thos. W. Frazier	44	1		1		"	56	10	1	45	50		50						
262 Hannah Frazier	40		1	1															
263 Hattie Frazier	13		1	1															
264 Sarah Frazier	11		1	1															
265 Tom Howard	5	1		1															
266 Lida Howard	2		1	1															
267 Silas James	8	1		1															
268 Cully Beames	23	1		1		"	10	6		5			10		40				
269 Phebe Beames	20		1	1															
270 Wiley Bohanan	24	1		1		"	2	2		12			73		30				
TOTALS		14	16	30			129	62	1	261	100	5	179		170				



J. H. Rick & Sons, Printers and Binders, Fort Scott, Kansas.

NAMES.	AGE.	DESCRIPTION OF PERSONS.					OCCUPATION.	LAND.	LIVE STOCK.					AGRICULTURAL PRODUCTS.				MISCELLANEOUS.	
		Male.	Female.	Indian.	White.	Colored.		Acres under Cultivation.	No. of Horses.	No. of Mules.	No. of Cattle.	No. Sheep.	No. of Goats.	No. of Hogs.	No. Bales of Cotton.	No. Bushels of Corn.	No. Bushels of Wheat.	No. Bushels of Oats.	OTHER INFORMATION.
271 Emeline Bohanan	20		1	1															
272 Sam Bohanan	44	1		1			Farmer	40	4	150	32		100		100		50		
273 Margaret Bohanan	42		1	1															
274 Tom Bohanan	20	1		1															
275 Levi Bohanan	18	1		1															
276 Menda Bohanan	11		1	1															
277 Phebe Bohanan	8		1	1															
278 Julius Bohanan	5	1		1															
279 Minnie Bohanan	4		1	1															
280 Davis Pitchlynn	34	1		1				18	3	3	10		10		70				
281 Susan Pitchlynn	40		1	1															
282 Ellington Pitchlynn	19	1		1															
283 Thomas McDaniel	17	1		1															
284 Nancy McDaniel	14		1	1															
285 Susan McDaniel	16		1	1															
286 Eastman McDaniel	4	1		1															
287 Emma McDaniel	1		1	1															
288 Jamison Jones	27	1		1					2				3						
289 Aini Jones	30		1	1															
290 Solomon Jones	4	1		1															
291 Gizzie Jones	2		1	1															
292 Abel Williams	34	1		1															
293 Wiley Williams	24		1	1				3	2				4		50				
294 Joseph Williams	11	1		1															
295 Rhoda Williams	7		1	1															
296 Selin Williams	1		1	1															
297 Joseph Billy	15	1		1					1										
298 Nancy Billy	28		1	1															
299 Jefferson James	21	1		1															
300 Lizzie James	28		1	1				5			3								
TOTALS		14	16	30				66	12	153	45		120		220		50		



J. H. RICE & SONS, Printers and Binders, Fort Scott, Kansas.

NAMES.	AGE.	DESCRIPTION OF PERSONS.					OCCUPATION.	LAND.		LIVE STOCK.						AGRICULTURAL PRODUCTS.			MISCELLANEOUS.			
		Male.	Female.	Indian.	White.	Colored.		Acres under Cultivation.	No. of Horses.	No. of Mules.	No. of Cattle.	No. of Sheep.	No. of Goats.	No. of Hogs.	No. Bales of Cotton.	No. Bushels of Corn.	No. Bushels of Wheat.	No. Bushels of Oats.	OTHER INFORMATION.			
301 Lizzie Lucy James	1		1	1																		
302 John Billy	30	1		1			Farmer		1													
303 Oklema Billy	45		1	1																		
304 Gaines James	34	1		1																		
305 Martha James	9		1	1																		
306 Lymos James	32	1		1			"	16	3		3										130	
307 Levia James	36		1	1			"	16														
308 Anna Wright	14		1	1																		
309 Melchaim Wright	12		1	1																		
310 Theresa Wright	7		1	1																		
311 Queen Wright	4	1		1																		
312 Payson James	44	1		1			"	20	50	1	200	8	34	300							200	
313 Selsan James	16		1	1																		
314 Nancy James	13		1	1																		
315 Isham James	12	1		1																		
316 Austin James	11	1		1																		
317 James Willis	12	1		1																		
318 Lizzie Willis	13		1	1																		
319 Mary Willis	45		1	1																		
320 Wm Mashintabe	35	1		1			"	4			2										2	
321 Wilsy Mashintabe	34		1	1																		
322 Jackson Mashintabe	5	1		1																		
323 Julius Mashintabe	4	1		1																		
324 Nettie Alexander	35	1		1				2			3										17	
325 Ishteamontema	36		1	1																		
326 Betty Anderson	16		1	1																		
327 Stephen Graham	22	1		1					1													
328 Mary Graham	20		1	1																		
329 Charles Graham	1	1		1																		
330 Robert Willis	40	1		1					9												30	50
TOTALS.		15	15	30				58	64	6	203	8	34	370								380




NAMES.	DESCRIPTION OF PERSONS.						OCCUPATION.	LAND.		LIVE STOCK.						AGRICULTURAL PRODUCTS.				MISCELLANEOUS.
	AGE.	Male.	Female.	Indian.	White.	Colored.		Acres under Cultivation.	No. of Horses.	No. of Mules.	No. of Cattle.	No. of Sheep.	No. of Goats.	No. of Hogs.	No. Bales of Cotton.	No. Bushels of Corn.	No. Bushels of Wheat.	No. Bushels of Oats.	OTHER INFORMATION.	
331	Sally Willis	41		1	1															
332	Ben Willis	20	1		1															
333	Rosa Willis	18		1	1															
334	Margarett Willis	17		1	1															
335	George Willis	12	1		1															
336	Albert Willis	10	1		1															
337	Christy Willis	6	1		1															
338	Gilbert Dukes	36	1		1		Farmer	60	12	2	80		85		500					
339	Angeline Dukes	35		1	1															
340	Joseph Dukes	12	1		1															
341	Henry Dukes	8	1		1															
342	Edmond Dukes	4	1		1															
343	Samuel Jefferson	18	1		1															
344	Sarah Thompson	16		1	1															
345	Charley Thompson	6	1		1															
346	Susan Apesantake	12		1	1															
347	David Barney	35	1		1		"	3			6		3							
348	Betty Barney	28		1	1															
349	George Barney	11	1		1															
350	Charles Barney	10	1		1															
351	Albart Barney	8	1		1															
352	Albert Barney	18	1		1															
353	Josephine Barney	2		1	1															
354	Rhebe Barney	5		1	1															
355	Robert King	20	1		1			5	6		8		5		15					
356	Emily King	17		1	1															
357	Wichas King	1	1		1															
358	Joannah Woods	20		1	1															
359	Stephen Woods	53	1		1			11	2		17		150		100					
360	Winnie Woods	39		1	1															
TOTALS			18	12	30			79	20		111		293		615					

13 Census of Wade County,

Choctaw Nation, 1885

NAMES.	AGE.	DESCRIPTION OF PERSONS.					OCCUPATION.	LAND.		LIVE STOCK.					AGRICULTURAL PRODUCTS.				MISCELLANEOUS.
		Male.	Female.	Indian.	White.	Colored.		Acres under Cultivation.	No. of Horses.	No. of Mules.	No. of Cattle.	No. of Sheep.	No. of Goats.	No. of Hogs.	No. Bales of Cotton.	No. Bushels of Corn.	No. Bushels of Wheat.	No. Bushels of Oats.	OTHER INFORMATION.
361	Frances Woods	18	1	1															
362	William Woods	14	1	1															
363	Wesley Woods	12	1	1															
364	Washington Foster	15	1	1															
365	Josephine Foster	7	1	1															
366	Sarah Foster	5	1	1															
367	Nancy Foster	7	1	1															
368	Henry Johnson	28	1	1			Farmer	25	6	15		50		100					
369	Lillie Johnson	48	1	1															
370	Lerisa Johnson	6	1	1															
371	Wilson Johnson	4	1	1															
372	Malinda Wright	18	1	1															
373	Nickman Wright	1	1	1															
374	Alfred J. Sexton	42	1	1				22	7	50		40		100					
375	Isabella Sexton	30	1	1															
376	David Sexton	17	1	1															
377	Henry Sexton	14	1	1															
378	Lily Sexton	12	1	1															
379	Charley Sexton	3	1	1															
380	Rhoda Willis	16	1	1															
381	Ben J. Woods	42	1	1				38	9	2	120	30	3	80					
382	Josephine Woods	37	1	1															
383	Israel Woods	17	1	1															
384	Stephen Woods	14	1	1															
385	Samuel Woods	9	1	1															
386	Gilbert Woods	6	1	1															
387	Harriet Woods	2	1	1															
388	Casey Woods	19	1	1															
389	Winchester Johnson	22	1	1				7	3	24		25							
390	Elicey Johnson	14	1	1															
TOTALS		16	14	30				92	25	2	209	30	3	195		200			



14 Census of *Wade* County,


Choctaw Nation, 1885.

		DESCRIPTION OF PERSONS.						LAND*		LIVE STOCK.						AGRICULTURAL PRODUCTS.				MISCELLANEOUS.
NUMBERS.	NAMES.	AGE.	SEX AND COLOR.					OCCUPATION.	Acres under Cultivation.	No. of Horses.	No. of Mules.	No. of Cattle.	No. of Sheep.	No. of Goats.	No. of Hogs.	No. Bales of Cotton.	No. Bushels of Corn.	No. Bushels of Wheat.	No. Bushels of Oats.	OTHER INFORMATION.
			Male.	Female.	Indian.	White.	Colored.													
391	William Laris	17	1		1															
392	Joseph Iowa	21	1		1		Farmer	5	1		5									
393	Charles Billy	28	1		1															
394	Ishtichik onia Billy	46		1	1															
395	Malsey Iowa	19		1	1															
396	Winchester Iowa	12	1		1															
397	Ornabe	65	1		1		farmer		15	2	500			80						
398	Jincy White	17		1	1															
399	Mitchell Johnson	26	1		1									2						
400	Georgis Potts	22	1		1			12	7		6			10						
401	Salean James	40		1	1									5						
402	Patterson James	18	1		1															
403	Phillis James	2		1	1															
404	Willis Milton	24	1		1			3	1											
405	Elecy Milton	20		1	1															
406	George Milton	3	1		1															
407	Edwin Armstrong	44	1		1			50	5	2	100	2		100	1	400		22		
408	Mary Armstrong	41		1	1															
409	Sophia Armstrong	15		1	1															
410	Ely Armstrong	4	1		1															
411	Lewis Armstrong	1	1		1															
412	Wesley Barton	12	1		1															
413	Walltabe	57	1		1			10	2		3			4		60				
414	Sibby Waletabe	13		1	1															
415	Joshua McCoy	30	1		1			15	4					30		50				
416	Wiley McCoy	48		1	1															
417	James Johnson	17	1		1															
418	Samuel Quinton	48	1		1			4.8	4		25			30						
419	Elizabeth Quinton	46		1	1											200				
420	Jefferson Young	24	1		1															
TOTALS		19	14	30				143	40	4	639	2		261	1	710		22		

15 Census of *Wade* County,

Choctaw Nation, 1885.

NAMES.	AGE.	DESCRIPTION OF PERSONS.					OCCUPATION.	LAND.	LIVE STOCK.					AGRICULTURAL PRODUCTS.				MISCELLANEOUS.	
		Male.	Female.	Indian.	White.	Colored.		Acres under Cultivation.	No. of Horses.	No. of Mules.	No. of Cattle.	No. of Sheep.	No. of Goats.	No. of Hogs.	No. Bales of Cotton.	No. Bushels of Corn.	No. Bushels of Wheat.	No. Bushels of Oats.	OTHER INFORMATION.
421	Rockey Elizabeth Young	20	/	/															
422	Davis Vaughan	41	/	/				38	15										
423	Lorraine Vaughan	15	/	/															
424	Agnes Wright	20	/	/															
425	Lydia Wright	15	/	/															
426	Carney Vaught	30	/	/			Farmer	3	4				4		30				
427	James Billy	57	/	/				20	2	6			30		100				
428	Mike Billy	30	/	/															
429	Lizzie Billy	14	/	/															
430	Josiah Billy	13	/	/															
431	Austin Billy	10	/	/															
432	Levi Billy	8	/	/															
433	Sophy Billy	1	/	/															
434	Milborn Williams	32	/	/				9	5	12			9		20				
435	Adaline Williams	19	/	/															
436	Simon Williams	1	/	/															
437	Label Vaughan	46	/	/									2						
438	Archittabe	64	/	/				7	3				7						
439	Maile Archittabe	23	/	/															
440	Moses Archittabe	6	/	/															
441	Mary Archittabe	2	/	/															
442	Charles James	32	/	/				3	2	15			13						
443	Celea James	19	/	/															
444	Salina James	2	/	/															
445	William Johnson	57	/	/			Farmer	45	8	3			8	1	50				
446	Hannah Johnson	40	/	/															
447	Rhoda Beamis	15	/	/															
448	Easter Beamis	13	/	/															
449	Archibald Beamis	11	/	/															
450	Sarah Beamis	8	/	/															
TOTALS		15	15	30				125	39	36			73	1	500				



16 Census of *Wade* County,

Choctaw Nation, 1885.

NAMES.	AGE.	DESCRIPTION OF PERSONS.					OCCUPATION.	LAND. Acres under Cultivation.	LIVE STOCK.						AGRICULTURAL PRODUCTS.				MISCELLANEOUS. OTHER INFORMATION.
		Male.	Female.	Indian.	White.	Colored.			No. of Horses.	No. of Mules.	No. of Cattle.	No. of Sheep.	No. of Goats.	No. of Hogs.	No. Bales of Cotton.	No. Bushels of Corn.	No. Bushels of Wheat.	No. Bushels of Oats.	
451	Heickin Johnson	18	1		1														
452	Madison James	30	1		1		Farmer	2	2					10					
453	Eliza Ann James	25		1	1														
454	Josphine James	4		1	1														
455	Larlin Frazier	27	1		1														
456	Julico Frazier	40		1	1				5	1			3		50				
457	Gail Frazier	17		1	1														
458	Simon Frazier	12	1		1														
459	John Frazier	5	1		1														
460	Francis Frazier	1		1	1														
461	Sam McGe	54	1		1		Farmer	6	4	68			30						
462	Bicy McGe	21		1	1														
463	Patterson McGe	12	1		1														
464	Harrison Hehcha	19	1		1														
465	Nancy Hehcha	25		1	1														
466	Wallace Hob	30	1		1				5										
467	Martay Hob	29		1	1														
468	Eley Hob	7		1	1														
469	Addie Hob	5		1	1														
470	Levina Hob	2		1	1														
471	Joe Hob	1	1		1														
472	Colbert Field	45	1		1														
473	Eliza Field	22		1	1														
474	Lina Field	5		1	1														
475	Alice Field	3	1		1														
476	Levina Field	1		1	1														
477	Eastman Field	12	1		1														
478	Yim mihona	65		1	1				5	7			6		15				
479	Eahok atabe	55	1		1				10	4	6	13	20		25				
480	Salina Sahokatabe	47		1	1														
TOTALS			14	16	30			8	29	4	82	13	69	90					

NAMES.	AGE.	DESCRIPTION OF PERSONS.					OCCUPATION.	LAND.	LIVE STOCK.					AGRICULTURAL PRODUCTS.				MISCELLANEOUS.	
		Male.	Female.	Indian.	White.	Colored.		Acres under Cultivation.	No. of Horses.	No. of Mules.	No. of Cattle.	No. of Sheep.	No. of Goats.	No. of Hogs.	No. Bales of Cotton.	No. Bushels of Corn.	No. Bushels of Wheat.	No. Bushels of Oats.	OTHER INFORMATION.
481. <i>Syman Sahokatabe</i>	13	1		1															
482. <i>Rhoda Sahokatabe</i>	11		1																
483. <i>Lizzie Sahokatabe</i>	8		1	1															
484. <i>Hattie Sahokatabe</i>	4		1	1															
485. <i>Sopha Sahokatabe</i>	1		1	1															
486. <i>John Durant</i>	38	1		1			<i>Farmer</i>	4	4	2		4		20					
487. <i>Sarah Durant</i>	30		1	1															
488. <i>Isaac Durant</i>	16	1		1															
489. <i>Nancy Durant</i>	14		1	1															
490. <i>Emeline Durant</i>	7		1	1															
491. <i>Albert Durant</i>	3	1		1															
492. <i>Wilsey Durant</i>	2		1	1															
493. <i>Lewis Durant</i>	1	1		1															
494. <i>Tom Pitchlynn</i>	33	1		1			<i>Farmer</i>	8	4		2		20						
495. <i>Nicholas Pitchlynn</i>	10	1		1															
496. <i>Julius Pitchlynn</i>	9	1		1															
497. <i>Eliza Ann Pitchlynn</i>	5		1	1															
498. <i>Wade Bowen</i>	34	1		1				18				6		80					
499. <i>Elizabeth Bowen</i>	16		1	1															
500. <i>Davis Potts</i>	40	1		1				15	3										
501. <i>Laura Potts</i>	42		1	1															
502. <i>Nancy Potts</i>	8		1	1															
503. <i>David Allen</i>	36	1		1															
504. <i>Annie Allen</i>	20		1	1															
505. <i>Ramson Allen</i>	5	1		1															
506. <i>Isam Allen</i>	3	1		1															
507. <i>Larry Allen</i>	1		1	1															
508. <i>Stoklanta</i>	55		1	1				5	1										
509. <i>Stephen Frazier</i>	23	1		1															
510. <i>Samuel Frazier</i>	15		1	1															
TOTALS		14	16	30				50	12	2	2	30		100					



18 Census of *Wade* County,

Choctaw Nation, 1885.

NAMES.	DESCRIPTION OF PERSONS.						OCCUPATION.	LAND.		LIVE STOCK.						AGRICULTURAL PRODUCTS.				MISCELLANEOUS.
	AGE.	Male.	Female.	Indian.	White.	Colored.		Acres under Cultivation.	No. of Horses.	No. of Mules.	No. of Cattle.	No. of Sheep.	No. of Goats.	No. of Hogs.	No. Bales of Cotton.	No. Bushels of Corn.	No. Bushels of Wheat.	No. Bushels of Oats.	OTHER INFORMATION.	
511	<i>Sasty Frazier</i>	31	1		1					12				20	20					
512	<i>Alice Frazier</i>	36		1	1															
513	<i>Eccecy Frazier</i>	5		1	1															
514	<i>Smallwood Frazier</i>	4	1		1															
515	<i>Aly Frazier</i>	2		1	1															
516	<i>Lawson Battiest</i>	33	1		1		<i>Farmer</i>	15	2	2			24	200						
517	<i>Waili Battiest</i>	46		1	1															
518	<i>Simon Posh</i>	70	1		1		"	8	3					80						
519	<i>Larsa Posh</i>	30		1	1															
520	<i>Gibben Posh</i>	28	1		1		"	15	5	1			8	100						
521	<i>Sally Posh</i>	29		1	1															
522	<i>Laves Posh</i>	36		1	1															
523	<i>Lame Posh</i>	31		1	1															
524	<i>Samelis Posh</i>	15		1	1															
525	<i>Lina Posh</i>	13		1	1															
526	<i>Selmis Posh</i>	8	1		1															
527	<i>Barton White</i>	29	1		1		"	8	5	5	3		40	60						
528	<i>Lucy White</i>	29		1	1															
529	<i>Mary White</i>	12		1	1															
530	<i>Nancy White</i>	7		1	1															
531	<i>Allen White</i>	5	1		1															
532	<i>Bob White</i>	3	1		1															
533	<i>Elcy White</i>	1		1	1															
534	<i>Thomas Willis</i>	48	1		1		"	2					3	50						
535	<i>Kauimahoua</i>	45		1	1															
536	<i>Solomon Willis</i>	8	1		1															
537	<i>Robert Willis</i>	6	1		1															
538	<i>John Willis</i>	4	1		1															
539	<i>Agnes Willis</i>	2		1	1															
540	<i>Peter Johnson</i>	40	1		1			15	2					120						
TOTALS			14	16	30			63	17	20	3		95	630						



19 Census of *Wade* County,

Choctaw Nation, 1885.

J. H. RICK & SONS, Printers and Binders, Fort Smith, Arkansas.

NAMES.	AGE.	DESCRIPTION OF PERSONS.					OCCUPATION.	LAND.		LIVE STOCK.						AGRICULTURAL PRODUCTS.				MISCELLANEOUS.
		Male.	Female.	Indian.	White.	Colored.		Acres under Cultivation.	No. of Horses.	No. of Mules.	No. of Cattle.	No. of Sheep.	No. of Goats.	No. of Hogs.	No. Bales of Cotton.	No. Bushels of Corn.	No. Bushels of Wheat.	No. Bushels of Oats.	OTHER INFORMATION.	
541. Watson Johnson	40	1	1																	
542. James Johnson	16	1																		
543. Susan Johnson	14		1																	
544. Liriah Johnson	12		1																	
545. Samos Johnson	8	1																		
546. Mulsey Johnson	10		1																	
547. Henry Johnson	5	1																		
548. Annice Johnson	3		1																	
549. William Garland	46	1				Farmer	20	2	60			60		250						
550. Terressa Garland	36		1																	
551. Carlma Garland	15		1																	
552. Edna Garland	9		1																	
553. Foster Garland	7	1																		
554. Edmund Garland	4	1																		
555. Atlanta Ward	37	1				"	3	2	13			10								
556. Nancy Ward	30		1									2		5						
557. Mary Ward	7		1																	
558. Smallwood Ward	1	1																		
559. Patey Garland	25		1																	
560. German Ben	39	1					2		4											
561. Lucy Ann Ben	38		1																	
562. Allie Ben	9		1																	
563. Sarven Moses	14		1																	
564. Stamon Bowen	40	1					2	2	4			15								
565. Amos Bowen	35	1																		
566. Sisty Bowen	40		1																	
567. Peyton Bowen	12	1																		
568. Salina Bowen	10		1																	
569. Balinda Bowen	8		1																	
570. Emily Bowen	6		1																	
TOTALS.		12	18	30				25	6	4	79		100	250						



20 Census of *Wade* County,

Choctaw Nation, 1885.

NAMES.	AGE.	DESCRIPTION OF PERSONS.					OCCUPATION.	LAND.	LIVE STOCK.						AGRICULTURAL PRODUCTS.				MISCELLANEOUS.
		Male.	Female.	Indian.	White.	Colored.		Acres under Cultivation.	No. of Horses.	No. of Mules.	No. of Cattle.	No. of Sheep.	No. of Goats.	No. of Hogs.	No. Bales of Cotton.	No. Bushels of Corn.	No. Bushels of Wheat.	No. Bushels of Oats.	OTHER INFORMATION.
571 Lettison Bohan	4		1	1															
572 Amaziad Bowen	2	X	1	1															
573 Abel Wall	36	1		1			Farmer	36	14	25		30		80					
574 Vabe Wall	34		1	1															
575 Watson Glover	18	1		1															
576 Lason Glover	18		1	1															
577 Samsen Morely	28	1		1															
578 Beckey Mosley	28		1	1															
579 Gracels Mosley	3		1	1															
580 Wallace Ben	55	1		1				15	18	15		30		100					
581 Samice Ben	50		1	1															
582 Samis Ben	20	1		1															
583 Nancy Ben	7		1	1															
584 Sam Ben	6	1		1															
585 John Morris	70	1		1				4	1	21		20		90					
586 Salen Morris	40		1	1															
587 Skeules Morris	11		1	1				1											
588 Isham Morris	9	1		1															
589 Salina Morris	18		1	1															
590																			
591																			
592																			
593																			
594																			
595																			
596																			
597																			
598																			
599																			
600																			
TOTALS		8	11	19				55	33	61		80		270					

21 Census of Wade County,

Choctaw Nation, 1885.

NAMES.	AGE.	DESCRIPTION OF PERSONS.					OCCUPATION.	LAND. Acres under Cultivation.	LIVE STOCK.						AGRICULTURAL PRODUCTS.				MISCELLANEOUS.
		Male.	Female.	Indian.	White.	Colored.			No. of Horses.	No. of Mules.	No. of Cattle.	No. of Sheep.	No. of Goats.	No. of Hogs.	No. Bales of Cotton.	No. Bushels of Corn.	No. Bushels of Wheat.	No. Bushels of Oats.	OTHER INFORMATION.
<p>The Choctaw Nation Wade County</p> <p>This is to certify that I was duly appointed by Commission to take the Census of the 2nd Judicial District of the Choctaw Nation and that after carefully taking the Census of Wade County Choctaw Nation find that it contains a population of 589 souls consisting of 290 males and 299 females, all Indians that in the year 1884 there were in cultivation 1594 acres of land</p> <p>The Stock Rolls number 796 Horses 33 Mules 4610 Cattle, 344 sheep, 47 goats - 3205 Hogs.</p> <p>For the year 1884 there were produced in the County, one bale of Cotton and 6825 bushels of corn - 72 bushels of oats</p> <p>In Testimony whereof I hereunto Sign my Name officially, this Aug-29th 1885.</p> <p>Ben Watkins Census Commissioner 2nd Judicial District Choctaw Nation.</p> <p>I hereby certify that above foregoing transcript is a true and correct copy taken from the original Book now on file in my office this 2nd day of July AD 1886.</p> <p>Thompson McKinney National Secretary Choctaw Nation</p>																			
TOTALS																			

Choctaw Nation, 1885

LAND.	LIVE STOCK.					AGRICULTURAL PRODUCTS.			MISCELLANEOUS.		
Acres under Cultivation.	No. of Horses.	No. of Mules.	No. of Cattle.	No. of Sheep.	No. of Goats.	No. of Hogs.	No. Bales of Cotton.	No. Bushels of Corn.	No. Bushels of Wheat.	No. Bushels of Oats.	OTHER INFORMATION.

The census of Atoka County
 in the 3rd Judicial District of
 the Choctaw Nation, taken
 in 1885

25795 INDIAN OFFICE
 Index: No. 13 1886

Census of

Stoka

County,

Choctaw Nation, 1885

NAMES.	AGE.	DESCRIPTION OF PERSONS.					OCCUPATION.	LAND.	LIVE STOCK.						AGRICULTURAL PRODUCTS.				MISCELLANEOUS.
		Male.	Female.	Indian.	White.	Colored.		Acres under Cultivation.	No. of Horses.	No. of Mules.	No. of Cattle.	No. of Sheep.	No. of Goats.	No. of Hogs.	No. Bales of Cotton.	No. Bushels of Corn.	No. Bushels of Wheat.	No. Bushels of Oats.	OTHER INFORMATION.
1. Lee Allison	20	1		1			Farmer	43	18	24			50		16		40	Choctaw by blood	
2. Sophie Allison	22		1	1														" "	
3. William Allison	17	1		1														" "	
4. Silvia Allison	14		1	1														" "	
5. Catherine Allison	7	1		1														" "	
6. Lottie Aikpacho	60		1	1					2			7						" "	
7. Charles Benjamin	38	1		1														" "	
8. Innie Benjamin	30		1	1														" "	
9. Simon Benjamin	18	1		1				6	2			50		30				" "	
10. Solomon Nelson	34	1		1				8	4			60						" "	
11. Sissie Nelson	22		1	1														" "	
12. Isaac Nelson	5	1		1														" "	
13. Eli Nelson	3	1		1														" "	
14. George A. Izzard	55	1				1		40	2	2		15	7	100				Citizen by adoption	
15. Sarah Izzard	44		1	1														" " blood	
16. Silas P. Izzard	19	1		1														Choctaw blood by mother	
17. Sabitha Izzard	15		1	1														" " "	
18. Georgian Izzard	12		1	1														" " "	
19. W. Ann Izzard	10		1	1														" " "	
20. John C. Izzard	6	1		1														" " "	
21. Sicy B. Izzard	4		1	1														" " "	
22. Frank P. Jones	17	1		1				24	1	1	18							" " "	
23. Selina C. Jones	22		1	1														" " "	
24. Etha Jones	5		1	1														" " "	
25. Daniel S. Moran	25	1				1		25	3			18	2	15				Citizen by adoption	
26. Elizabeth H. Moran	64		1	1		1												" " "	
27. Nancy C. Moran	40		1	1														" " "	
28. Caroline C. Moran	29		1	1														" " "	
29. Reuben C. Moran	35	1				1												" " "	
30. Charles H. Moran	22	1				1												" " "	
31. James Solomon	54	1		1				6	1			50		10				Choctaw by blood	
TOTALS		16	15	24	7			152	31	3	44	280	9	171			40		

NAMES.	DESCRIPTION OF PERSONS.						OCCUPATION.	LAND.		LIVE STOCK.						AGRICULTURAL PRODUCTS.				MISCELLANEOUS.
	AGE.	Male.	Female.	Indian.	White.	Colored.		Acres under Cultivation.	No. of Horses.	No. of Mules.	No. of Cattle.	No. of Sheep.	No. of Goats.	No. of Hogs.	No. Bales of Cotton.	No. Bushels of Corn.	No. Bushels of Wheat.	No. Bushels of Oats.	OTHER INFORMATION.	
32 Simon Scott	45	1		1															Choctaw by blood.	
33 Susie Scott	18		1	1															"	
34 Cephus Scott	16	1		1															"	
35 Susan Scott	12		1	1															"	
36 Silvia Scott	7		1	1															"	
37 Inie Scott	3		1	1				10		30			100		50				"	
38 William Harrison	35	1		1			8	3					75		40				"	
39 Louisa Harrison	34		1	1															"	
40 Eliza Ann. Billy	30		1	1															"	
41 Hearley Billy	8	1		1															"	
42 George Robinson	45	1		1			12	6	16				30	1	30				"	
43 Lincy Robinson	30		1	1															"	
44 John Beard	18	1		1															"	
45 Allison Colbut	12	1		1															"	
46 Leringy Robinson	4	1		1															"	
47 James Harrison	50	1		1			10	2					8		60				Minister of the Gospel	
48 Eliza Ann. Harrison	25		1	1															Choctaw by blood.	
49 Sarah Harrison	11		1	1															"	
50 Sybil Harrison	9		1	1															"	
51 Liss Harrison	4		1	1															do	
52 Thomas Homma	35	1		1			8	7	4				40						do	
53 Silvia Homma	40		1	1															do	
54 Edmund Homma	19	1		1															do	
55 Mylic Homma	7		1	1															do	
56 Lincy Brashears	28		1	1															do	
57 Joseph Brashears	7	1		1															do	
58 Thompson Allison	22	1		1			12	5	10				20		10				do	
59 Phillis Allison	22		1	1															do	
60 William Nelson	45	1		1			8	8	20				50		30				do	
61 John McKinney	10	1		1															do	
TOTALS		15	15	30			58	41	80				363	1	320					



Census of *Atoka* County,

Choctaw Nation, 1885.


NAMES.	AGE.	DESCRIPTION OF PERSONS.					OCCUPATION	LAND.		LIVE STOCK.					AGRICULTURAL PRODUCTS.				MISCELLANEOUS.
		Male.	Female.	Indian.	White.	Colored.		Acres under Cultivation.	No. of Horses.	No. of Mules.	No. of Cattle.	No. of Sheep.	No. of Goats.	No. of Hogs.	No. Bales of Cotton.	No. Bushels of Corn.	No. Bushels of Wheat.	No. Bushels of Oats.	OTHER INFORMATION.
62 Rezin Anderson	57	1		1				6	6				30		110			<i>Choctaw by blood</i>	
63 Delilik Anderson	16		1	1															
64 Benjamin Anderson	14	1		1															
65 Sissie Anderson	7		1	1															
66 Anna Anderson	4		1	1															
67 Gibbie Anderson	3	1		1															
68 Henry Anderson	24	1		1				8	3				60		70				
69 Sissy Anderson	25		1	1															
70 Simpson Hambe	25	1		1															
71 John Gibson	50	1		1		Farmer		12	4	20			50		50				
72 Melissa Gibson	44		1	1															
73 David Gibson	17	1		1															
74 Harrison Gibson	15	1		1															
75 Seely Lewis	15		1	1															
76 Jeffery Gibson	8	1		1															
77 Ellen Gibson	17		1	1															
78 David Lewis	35	1		1		Farmer		20	4	2			50		75				
79 Susan Lewis	34		1	1															
80 Johnson Lewis	10	1		1															
81 Caroline Lewis	1		1	1															
82 George Lewis	14	1		1															
83 Ireal W. Folsom	38	1		1		Physician							15					<i>Choctaw by blood.</i>	
84 Belle Folsom	12		1	1															
85 Willie Folsom	8	1		1															
86 Pearl Folsom	4	1		1															
87 Julius C. Folsom	54	1		1		Farmer		100	2	50			200	6	100				
88 Ireal Folsom	24	1		1															
89 Don Juan Folsom	18	1		1															
90 Lillie Folsom	14		1	1															
91 Junie Folsom	10		1	1															
TOTALS		15	12	30				106	19	72			405	6	405				



Census of *Atoka* County,

Choctaw Nation, 1883.

NAMES.	DESCRIPTION OF PERSONS.						OCCUPATION.	LAND.		LIVE STOCK.						AGRICULTURAL PRODUCTS.				MISCELLANEOUS.
	AGE.	Male.	Female.	Indian.	White.	Colored.		Acres under Cultivation.	No. of Horses.	No. of Mules.	No. of Cattle.	No. of Sheep.	No. of Goats.	No. of Hogs.	No. Bales of Cotton.	No. Bushels of Corn.	No. Bushels of Wheat.	No. Bushels of Oats.	OTHER INFORMATION.	
92 Virgie Follen	3	1		1																
93 John A Dillon	57	1			1		40		3				7		1800				Citizen by Marriage.	
94 Susan Dillon	27		1	1																
95 Mary Dillon	9		1	1																
96 Etha Dillon	7		1	1																
97 Thomas Dillon	5 ^{mo}	1		1																
98 Anna Smallwood	55		1	1																
99 Thomas Smallwood	21	1		1																
100 John W. Smallwood	24	1		1																
101 Hiram M ^c Bride	27	1			1														Citizen by Marriage.	
102 Austin Jacob	45	1		1			15	8	12				100	1	90					
103 Selyan Jacob	30		1	1																
104 Eastman Jacob	10	1		1																
105 Nelson Jacob	8	1		1																
106 Eliza Jacob	6		1	1																
107 Katie Jacob	3		1	1																
108 Milton Brown	49	1		1			200	150	2	800	150	50	500	2	1000		300			
109 Winnie Brown	28		1	1																
110 Joseph H. Riley	22	1		1																
111 Carney Brown	20	1		1																
112 Oliver White	30	1		1			225	30	900					750					Citizen by Marriage	
113 Lillian White	19		1	1																
114 Isaac Impson	20	1		1																
115 Charles Moses	34	1			1															
116 Thompson Downing	45	1		1						6			20						Citizen by marriage.	
117 Mary Downing	39		1	1																
118 Thomas Frazier	26	1		1			10	1					3							
119 Martha Frazier	18		1	1																
120 Sally Frazier	1		1	1																
121 Vicy James	14		1	1																
TOTALS		17	13	25	4	1	490	189	2	1721	150	57	630	3	3690		300			



NAMES.	DESCRIPTION OF PERSONS.						OCCUPATION.	LAND.		LIVE STOCK.						AGRICULTURAL PRODUCTS.				MISCELLANEOUS.
	AGE.	Male.	Female.	Indian.	White.	Colored.		Acres under Cultivation.	No. of Horses.	No. of Mules.	No. of Cattle.	No. of Sheep.	No. of Goats.	No. of Hogs.	No. Bales of Cotton.	No. Bushels of Corn.	No. Bushels of Wheat.	No. Bushels of Oats.	OTHER INFORMATION	
122 Alonzo Harkins	25	1		1			Farmer	100	4	12					100					
123 Nancy J. Harkins	29		1	1																
124 Lafayette Harkins	22	1		1																
125 Johnny Harkins	17	1		1																
126 Katie Harkins	15		1	1																
127 Eddie Harkins	13	1		1																
128 Henry Clay Harkins	51	1		1			"	100	25	2	20		100		50					
129 Melvina Harkins	48		1	1																
130 Lafayette C. Harkins	21	1		1																
131 Mimie Harkins	10		1	1																
132 Francis M. Hare	38	1		1				22	5				50		150				Charokee Tribe ^{by marriage,} and citizen	
133 Sarah Hare	35		1	1																
134 Samuel Hare	15	1		1																
135 Charles Hare	12	1		1																
136 Isoda Hare	9		1	1																
137 Walter Hare	7	1		1																
138 James Fisk	18	1		1																
139 Rebecca Fisk	20		1	1																
140 James S. Standley	44	1		1			"	300	1	300		75	10	9500						
141 Lizzie C. Standley	38		1	1															Citizen by marriage	
142 Norma C. Standley	20		1	1																
143 M. Jennie Standley	15		1	1																
144 James S. Standley Jr.	12	1		1																
145 Eva A. Standley	9		1	1																
146 Claude M. Standley	7	1		1																
147 Leona Standley	5		1	1																
148 Louisiana C. Hebert	17		1	1				60	9	500				4						
149 Alice A. Hebert	15		1	1																
150 Larna B. Hebert	13	1		1																
151 Olive M. Hebert	11		1	1																
TOTALS		15	15	29	1			582	77	2	832		225	14	9800					

Census of *Stoka* County,

Choctaw Nation, 1885.

NAMES.	AGE.	DESCRIPTION OF PERSONS.					OCCUPATION.	LAND.	LIVE STOCK.					AGRICULTURAL PRODUCTS.				MISCELLANEOUS.
		Male.	Female.	Indian.	White.	Colored.		Acres under Cultivation.	No. of Horses.	No. of Mules.	No. of Cattle.	No. of Sheep.	No. of Goats.	No. of Hogs.	No. Bales of Cotton.	No. Bushels of Corn.	No. Bushels of Wheat.	No. Bushels of Oats.
152 John Trinzell	43	1		1			35		8			18	300					Citizen by marriage
153 Amelia Trinzell	26		1															
154 John Trinzell Jr.	9	1																
155 James M. McCauley	53	1			1		20		30									Citizen by marriage
156 Elma McCauley	10	1																
157 Lucy McCauley	14		1															
158 Eliza Ann Black	66		1				40	14	300			20	200			200		
159 Mary Coie	12		1															
160 Eliza Ann Hoaskets	9		1															
161 Sophia Brown	14		1															
162 Amanda Hodges	54		1				25	8	10			20	30					
163 Lizzy Hodges	11		1															
164 Alice Hodges	10		1															
165 William M. Dunn	56	1			1	Physician	130	40	250			20						Citizen by marriage
166 Selina C. Dunn	52		1															
167 Alfred Dunn	25	1																
168 William M. Dunn Jr	22 22	1																
169 Rosa Lee Dunn	18		1															
170 Lena M. Dunn	16		1															
171 Charles McCauley	24	1						1	3			6						
172 Minnie McCauley	21		1															
173 David A. Rott.	44	1			1		25	54	600			50						Citizen by marriage
174 Cyarina Rott	52		1															
175 Mary Downing	15		1															Orphan of Geo. Downing
176 Samuel Downing	13	1																Downing Children
177 Martha Downing	10		1															Orphan
178 Moses Downing	8	1																Orphan
179 John Davis	29	1					2					2						
180 Heallie Davis	20		1		1													
181 Estilla Davis	5		1															
TOTALS		12	18	25	5													



Census of *Atoka* County,

Choctaw Nation, 1885

NAMES.	AGE.	DESCRIPTION OF PERSONS.					OCCUPATION.	LAND. Acres under Cultivation.	LIVE STOCK.					AGRICULTURAL PRODUCTS.				MISCELLANEOUS. OTHER INFORMATION.
		Male.	Female.	Indian.	White.	Colored.			No. of Horses.	No. of Mules.	No. of Cattle.	No. of Sheep.	No. of Goats.	No. of Hogs.	No. Bales of Cotton.	No. Bushels of Corn.	No. Bushels of Wheat.	
182 Adam Clarke	44	1		1			Farmer	16	6	6			30		90			
183 Jane Clarke	30		1	1														
184 Edward Clarke	10	1		1														
185 Luena Clarke	7		1	1														
186 Amelia Clarke	4		1	1														
187 James Clarke Jr	1		1	1														
188 Jacob Patterson	27	1		1														
189 McKee James	35	1		1				100	30	50			100		300			
190 Rhoina James	27	1		1														
191 Eddie S. James	6	1		1														
192 Mary Ann James	4		1	1														
193 Alice James	2		1	1														
194 Rennie S. James	1		1	1														
195 Calvin C. Perry	50	1		1				90	30	400			100		500			
196 Phibe Perry	40		1	1														
197 Sophia Perry	18		1	1														
198 Eli H. Perry	12	1		1														
199 Sinae Perry	16		1	1														
200 Benjamin F. Perry	10	1		1														
201 Isabella Perry	6		1	1														
202 Widow Alex. McKimney	40		1	1			Farmer	150	150	200			200		300			Citizen by Marriage.
203 Bennie McKimney	19	1		1														
204 Maggie McKimney	15		1	1														
205 John Penterton Sturden	34	1		1														
206 Sara J. Rogers	30	1		1			Farmer	20	14	200	6							Cherokee tribe and become citizen by marriage
207 Isabella Rogers	37		1	1														
208 Stephen Pulcher	12	1		1														
209 Siona Pulcher	9		1	1														
210 George Rogers	7	1		1														
211 Coowee Rogers	2	1		1														
TOTALS		15	15	28	2			376	230	856	6		430		1190			

		DESCRIPTION OF PERSONS.						LAND.				LIVE STOCK.				AGRICULTURAL PRODUCTS.				MISCELLANEOUS.
NUMBERS.	NAMES.	AGE.	Male.	Female.	Indian.	White.	Colored.	OCCUPATION.	Acres under Cultivation.	No. of Horses.	No. of Mules.	No. of Cattle.	No. of Sheep.	No. of Goats.	No. of Hogs.	No. Bales of Cotton.	No. Bushels of Corn.	No. Bushels of Wheat.	No. Bushels of Oats.	OTHER INFORMATION.
212	Michael S. Hagewood	44	1			1		Farmer	65	6		65	1		100		200		120	Citizen by marriage.
213	Mary Jane Hagewood	40		1																
214	Jasper Newton Finer	17	1			1														
215	Caroline Finer	13		1																
216	Joseph Marion Hagewood	9	1			1														
217	Eli, Elijah Hagewood	7	1			1														
218	Melinda Victor Ree Hagewood	5		1		1														
219	Perlucy Arizona Hagewood	4		1		1														
220	Drabina Jennie Hagewood	3		1		1														
221	James Hagewood	13	1			1														
222	Benjamin Willis	35	1			1			10						5		100			
223	Mollie Willis	25		1		1														
224	Mary Ann Willis	6		1		1														
225	Olliver Thomas	56	1				1		3	2		65		11	4		300		100	Citizen by marriage.
226	Rufine Thomas	77		1		1														
227	Olive Green Thomas	4		1		1														
228	Charles Leflore	43	1			1		Farmer	100	10		50	100	10	60		100			
229	Angie Leflore	38		1		1														
230	Lovena Leflore	14		1		1														
231	Serena Leflore	14		1		1														
232	Daisy Leflore	11		1		1														
233	Maudie Leflore	9		1		1														
234	Henry B. Rowley	25	1				1	Telegrapher	30	5		41			35					White citizen by marriage
235	Lezdrina M Rowley	18		1		1														
236	Harry G. Rowley	5		1		1														
237	Thomas D. Thompson	52	1				1		150	75	2	200			150		250		400	Citizen by marriage.
238	Susan Thompson	35		1		1														
239	Laura Thompson	15		1		1														
240	Lenaid Thompson	11		1		1														
241	Florence Thompson	9		1		1														
TOTALS			12	18	22	8			358	98	2	421	101	21	354		950			


NAMES.	DESCRIPTION OF PERSONS.						OCCUPATION.	LAND. Acres under Cultivation.	LIVE STOCK.						AGRICULTURAL PRODUCTS.				MISCELLANEOUS. OTHER INFORMATION.
	AGE.	Male.	Female.	Indian.	White.	Colored.			No. of Horses.	No. of Mules.	No. of Cattle.	No. of Sheep.	No. of Goats.	No. of Hogs.	No. Bales of Cotton.	No. Bushels of Corn.	No. Bushels of Wheat.	No. Bushels of Oats.	
242 William Franklin Thompson.	7	1			1													Citizen by marriage.	
243 Parkis Thompson	3	1			1													" by marriage.	
244 Walter Pierce Bryce	24	1			1		60	2	10			50		100					
245 Loona Bryce	18		1	1															
246 Lazarina Bryce	6		1	1															
247 Frederick Kreuzer	34	1			1		23	2	16			25				500		Citizen by marriage.	
248 Catherine Kreuzers	24		1	1															
249 Rosetta Kreuzers	6		1	1															
250 Arthur Kreuzer	3	1			1														
251 Leona Kreuzers	1		1	1															
252 William Kreuzers	28	1			1		30	2	1	29		40		150		200		Citizen by marriage.	
253 Agnes Kreuzers	17		1	1															
254 Christiana Kreuzers	4		1	1															
255 Perlina Schuld	50		1	1			25	5	15			25		200					
256 Winnie Schuld	23		1	1															
257 Sophia Schuld	16		1	1															
258 James Schuld	13	1			1														
259 Minerva Schuld	11		1	1															
260 John Schuld	10	1			1														
261 Alexander Thompson	47	1			1		150	150	4	100		200		300	500			Citizen by marriage.	
262 Martha Thompson	40		1	1															
263 John A. Thompson	10	1			1														
264 Robert Lee Thompson	5	1			1														
265 Richard G. Thompson	19	1			1		85	8	50			75							
266 Minnie M. Thompson	18		1	1															
267 Gordon P. Bell	57	1			1		120	13	4	175	50	100		500		330		Citizen by marriage.	
268 Elizabeth Bell	58		1	1															
269 Wairn Merrells	32	1			1		14	2	8			22							
270 Josephine Merrells	31		1	1															
271 Laura Henderson	13		1	1															
TOTALS		14	16	22	8		507	184	9	403	50	537		1250	500	1030			



Census of *Stoka* County,

Choctaw Nation, 1885

NAMES.	AGE.	DESCRIPTION OF PERSONS.					OCCUPATION.	LAND. Acres under Cultivation.	LIVE STOCK.					AGRICULTURAL PRODUCTS.				MISCELLANEOUS. OTHER INFORMATION.	
		Male.	Female.	Indian.	White.	Colored.			No. of Horses.	No. of Mules.	No. of Cattle.	No. of Sheep.	No. of Goats.	No. of Hogs.	No. Bales of Cotton.	No. Bushels of Corn.	No. Bushels of Wheat.		No. Bushels of Oats.
272 Royle Henderson	9	1		1															
273 Gooding Henderson	7	1		1															
274 Alice Henderson	4		1	1															
275 Thomas Bell	27	1			1		75	4	7			30		150		1200			<i>Citizen by marriage</i>
276 Sarah A. Bell	32		1	1															
277 James J. Gally	14	1		1															
278 W ^m Walter Gally	13	1		1															
279 Ida Gally	9		1	1															
280 Leona Gally	7		1	1															
281 John Gally "Lewis"	5	1		1															
282 Henry Gally	5	1		1															
283 Mattie Bell	2		1	1															
284 George Lowery	26	1		1			10	1				50							
285 Rhoda Lowery	24		1	1															
286 Estell Lowery	3		1	1															
287 Cornelia Lowery	mo 5		1	1															
288 Reuben Williams	58	1		1			4	1				20		50					
289 Susan Williams	29		1	1															
290 Ella Williams	12		1	1															
291 Christopher ^E Williams	7	1		1															
292 Lucy Ann Williams	5		1	1															
293 Calvin Williams	4	1		1															
294 Maggie Williams	mo 2		1	1															
295 Loring Loman	27	1		1			5	1				35		12					
296 Sillian Loman	18		1	1															
297 Elsie Loman	mo 6		1	1															
298 Henry P. Ward	29	1		1			25	7	75			40		500					
299 Mary D. Ward	30		1	1															<i>Citizen by marriage</i>
300 Minerva E. Ward	7		1	1															
301 Effa May Ward	5		1	1															
TOTALS		13	17	27	3		119	14	82			175		1012		1200			



11 Census of *Atoka* County,

Atoka Choctaw Nation, 1885

NAMES.	AGE.	DESCRIPTION OF PERSONS.					OCCUPATION.	LAND.	LIVE STOCK.						AGRICULTURAL PRODUCTS.				MISCELLANEOUS.
		Male.	Female.	Indian.	White.	Colored.		Acres under Cultivation.	No. of Horses.	No. of Mules.	No. of Cattle.	No. of Sheep.	No. of Goats.	No. of Hogs.	No. Bales of Cotton.	No. Bushels of Corn.	No. Bushels of Wheat.	No. Bushels of Oats.	OTHER INFORMATION.
302 Lee Oliver Ward	3	1		1															
303 Louisa C. Ward	2		1	1															
304 Josiah Tehotabbe	26	1		1			7	1	7			5							
305 Eliza bish Tehotabe	17		1	1															
306 Luena Tehotabbe	5		1	1															
307 Lucy Holson	14		1	1															
308 Tennessee Tolson	15		1	1															
309 David Pollocks	34	1			1		100	20	100			200		150		120			Citizen by marriage
310 Joanna Pollocks	29		1	1															
311 Lillie Pollocks	8		1	1															
312 Lee Pollocks	5	1		1															
313 David Pollock Jr	3	1		1															
314 Reuben Pollocks	7	1		1															
315 Joseph L. Ward	24	1		1			30	25	67			100		800					
316 Lillie Ward	23		1		1														Citizen by marriage
317 Coleman James Ward	2	1		1															
318 Charles P. Ward	6	1		1															
319 Holson Harris	35	1		1			7	7				50							
320 Caroline Harris	20		1	1															
321 Eli Harris	2	1		1															
322 Simpson Harris	3	1		1															
323 Elizabeth Hampton	13		1	1															
324 Hilimahona	61		1	1			8	4				50							
325 Kaniyotema	38		1	1								13							
326 Susan William	49	1		1			4	1				14		80					
327 Vera Williams	35		1	1															
328 William Peter	45	1		1			3					48							
329 Abner Peter	18	1		1															
330 Sarah Peter	6		1	1															
331 Ellen Noah	49		1	1															
TOTALS.		15	15	28	2		159	58	173			480		1030		120			


12 Census of *Atoka* County,

Choctaw Nation, 1885

NAMES.	DESCRIPTION OF PERSONS.						OCCUPATION.	LAND.		LIVE STOCK.						AGRICULTURAL PRODUCTS.				MISCELLANEOUS.
	AGE.	Male.	Female.	Indian.	White.	Colored.		Acres under Cultivation.	No. of Horses.	No. of Mules.	No. of Cattle.	No. of Sheep.	No. of Goats.	No. of Hogs.	No. Bales of Cotton.	No. Bushels of Corn.	No. Bushels of Wheat.	No. Bushels of Oats.	OTHER INFORMATION.	
332 David Williams	40	1		1			17	3					50							
333 Nizie Williams	40		1	1																
334 Sarah Hall	18		1	1																
335 Mary Hall	16		1	1																
336 Callup Jacob	44	1		1			3	6	2				40		20					
337 Sillie Jacob	33		1	1																
338 Johnson Jacob	12	1		1																
339 Maggi Sulahona	48		1	1															Chickasaw descent	
340 Kattie Webster	62		1	1																
341 Caroline Webster	14		1	1																
342 Joanna Webster	12		1	1																
343 Silas Mullin	43	1		1				6	3				20		50					
344 Sarah Ann Mullin	28		1	1																
345 Josiah Scott	66	1		1			4	3					10	1	150					
346 Copeland Scott	17	1		1																
347 Charles McGee	47	1		1			8	3												
348 Molly McGee	30		1	1																
349 Lewis McGee	16	1		1																
350 Thomas McGee	8	1		1																
351 Sidney McGee	4	1		1																
352 Joseph Hodges	29	1		1			40	3	19				22	2	100					
353 Laura B. Hodges	23		1	1																
354 Henriette Hodges	2		1	1																
355 Dick Johnson	45	1		1			20	6	5				10							
356 Sinai Johnson	45		1	1																
357 Joseph M. McClure	34	1		1			2		30				150	2	175					
358 William W. McClure	5	1		1																
359 James R. McClure	3	1		1																
360 Terena B. McClure	1		1	1																
361 Austin Weaver	34	1		1			25	6	60	20			400							
TOTALS.		16	14	30			119	36	119	20			692	5	495					



NAMES.	AGE.	DESCRIPTION OF PERSONS.					OCCUPATION.	LAND. Acres under Cultivation.	LIVE STOCK.						AGRICULTURAL PRODUCTS.				MISCELLANEOUS. OTHER INFORMATION.
		Male.	Female.	Indian.	White.	Colored.			No. of Horses.	No. of Mules.	No. of Cattle.	No. of Sheep.	No. of Goats.	No. of Hogs.	No. Bales of Cotton.	No. Bushels of Corn.	No. Bushels of Wheat.	No. Bushels of Oats.	
362 Emily Weaver	33	1	1																
363 Dew W. Weaver	8	1		1															
364 Mary Weaver	5		1	1															
365 Rosette Weaver	3		1	1															
366 Cleaton Weaver	3	1		1			4						1						
367 Dena Sunny	37	1		1															
368 Mary Sunny	40		1	1															
369 Emma Sunny	4		1	1															
370 Anderson Frazer	31	1		1															2
371 John M. Harrison	30	1		1			15	5											75
372 Betty B. Harrison	17		1	1															
373 Martha Harrison	2		1	1															
374 Elizabeth Harrison	60		1	1			10	3		60						150			
375 Robert Harrison	20	1		1															
376 Lily Spruill	6		1	1															
377 Elizabeth Spruill	4		1	1															
378 Walker Martin	60	1			1	Farmer	70	3	2	8				25		1500		400	Citizen by marriage
379 Walker Zeno Martin	16	1		1															
380 Simon Willis	48	1		1			8	25		60				190		60			
381 Mrs. Willis	45		1	1															
382 Belina Willis	12		1	1															
383 Robert Willis	7	1		1															
384 Sinai Willis	2		1	1															
385 Edmund Billy	35	1		1			15	4		8				100		740			
386 Susan Billy	20		1	1															
387 Melissa Billy	7		1	1															
388 Nicholas Billy	4	1		1															
389 Wesley Billy	3	1		1															
390 Osborn William	40	1		1															
391 George Brown	30	1			1		7	3		5				150		100			Citizen by marriage
TOTALS		15	15	28	2		129	43	2	141				549		1950		400	



14 Census of *Stoka* County,

Choctaw Nation, 1885.

NAMES.	DESCRIPTION OF PERSONS.						OCCUPATION.	LAND.		LIVE STOCK.						AGRICULTURAL PRODUCTS.				MISCELLANEOUS.
	AGE.	Male.	Female.	Indian.	White.	Colored.		Acres under Cultivation.	No. of Horses.	No. of Mules.	No. of Cattle.	No. of Sheep.	No. of Goats.	No. of Hogs.	No. Bales of Cotton.	No. Bushels of Corn.	No. Bushels of Wheat.	No. Bushels of Oats.	OTHER INFORMATION.	
392 Melvina Brown	23	1	1																	
393 Louisa Brown	3	1	1																	
394 William Armstrong	66	1	1				Farmer	15	1	6					75					
395 Bond Armstrong	38	1	1					4	6	5		20		10						
396 Asie Armstrong	40	1	1																	
397 Louis Armstrong	4	1	1																	
398 Mary Armstrong	2	1	1																	
399 Eastman William	28	1	1					4	3	4		10								
400 Nisie William	24	1	1																	
401 Serena William	3	1	1																	
402 Sampson Nicholas	48	1	1					10	2			40	2	50						
403 Sally Nicholas	28	1	1																	
404 Celiza Nicholas	8	1	1																	
405 Ephraim B. Belliest	5	1	1																	
406 Ellis Nicholas	2	1	1																	
407 Milton Elaheta	15	1	1																	
408 Anoli hona	80	1	1																	
409 Benjamin Smallwood	55	1	1					60	7	15		200		100						
410 Abigail Smallwood	48	1	1																	
411 Taylor Durant	53	1	1					25	7	10		70	2	60						
412 Betzie Durant	52	1	1																	
413 Anna Moore	15	1	1																	
414 Sibbie Felitchu	7	1	1																	
415 Harrison Franklin	64	1	1					20	3	1	15	47		10						
416 Levina Franklin	48	1	1																	
417 Webster Burnits	9	1	1																	
418 Emma Frazier	7	1	1																	
419 Wy lies Armstrong	40	1	1					8	9	7	10	22		60						
420 Missie Armstrong	38	1	1																	
421 Monroe Armstrong	19	1	1																	
TOTALS		14	16	30				146	38	1	62	10	409	4	395					




NAMES	AGE	DESCRIPTION OF PERSONS					OCCUPATION	LAND	LIVE STOCK						AGRICULTURAL PRODUCTS			MISCELLANEOUS	
		Male	Female	Indian	White	Colored		Acres under Cultivation	No. of Horses	No. of Mules	No. of Cattle	No. of Sheep	No. of Goats	No. of Hogs	No. Bales of Cotton	No. Bushels of Corn	No. Bushels of Wheat	No. Bushels of Oats	OTHER INFORMATION
422 Sinai Armstrong	11		1	1															
423 Susan Armstrong	7		1	1															
424 Sim Armstrong	5	1		1															
425 Enoch Armstrong	2	1		1															
426 Samuel Armstrong	2	1		1															
427 Talbert Payne	33	1		1		Farmer	4	4	6			20							
428 Rhoda Payne	35		1	1															
429 Jincy Payne	11		1	1															
430 Iric Payne	7		1	1															
431 Simpson Weeley	4	1		1															
432 Stephen Franklin	23	1		1			5	3	6			20		20					
433 Ada Franklin	19		1	1															
434 Crosby Franklin	2	1		1															
435 Jesse Bond	57	1		1			10	2	2			15		20					
436 Reid Bond	29	1		1															
437 Sophia Bond	57		1	1															
438 Allisman Bond	14	1		1															
439 Missie Bond	7		1	1															
440 Joseph Homma	35	1		1			4	11	10			5		10					
441 Rosa Ann Homma	28		1	1															
442 Agnes Homma	14		1	1															
443 Lucinda McClure	14		1	1															
444 David Jerry	5	1		1															
445 Sampson Jerry	7	1		1															
446 Lottie Homma	4		1	1															
447 Thomas Wade	18	1		1															
448 Rosa Ann Homma	8		1	1															
449 Gillin Washington	15		1	1															
450 Impson Hokabe	24	1		1															
451 Loman Choates	32	1		1			2	2				13							
TOTALS		16	14	30			25	22	24			43		50					



66 Census of *Stoka* County,

Choctaw Nation, 1885

NAMES.	AGE.	DESCRIPTION OF PERSONS.					OCCUPATION.	LAND.		LIVE STOCK.					AGRICULTURAL PRODUCTS.				MISCELLANEOUS.
		Male.	Female.	Indian.	White.	Colored.		Acres under Cultivation.	No. of Horses.	No. of Mules.	No. of Cattle.	No. of Sheep.	No. of Goats.	No. of Hogs.	No. Bales of Cotton.	No. Bushels of Corn.	No. Bushels of Wheat.	No. Bushels of Oats.	OTHER INFORMATION.
452 Mary Lehoates	20		1	1															
453 Johnson Frazier	22	1		1			20	2				12							
454 Anna Leader Jr	28		1	1															
455 Anna Leader Jr	28 14		1	1															
456 Petman Anderson	24	1		1		farmer	9	6		2		20		50					
457 Molly Ann Anderson	20		1	1															
458 Isabelle Anderson	20 1		1	1															
459 Louisa Anderson	32		1	1															
460 Calvin Kanimotabbe	2	1		1															
461 Nancy Peter	40		1	1															
462 Alexander Peter	9	1		1															
463 Margaret Millis	16		1	1															
464 James Jerry	67	1		1		farmer	20	7	36			100		120					
465 Sally Jerry	55		1	1															
466 Sinai Jerry	15		1	1															
467 Esau Jerry	10	1		1															
468 Albert Jackson	31	1		1			6	2	2			10		80					
469 Lytie Jackson	28		1	1															
470 Vina Jackson	4		1	1															
471 Alice Jackson	2		1	1															
472 Sallyann Hunterbee	8		1	1															
473 Forbis Folsom	22	1		1			2	1				15		10					
474 Lykie Folsom	18		1	1															
475 Simon Folsom	5	1		1															
476 Simon Folsom	45	1		1			7					50							
477 Mollie Folsom	14	1		1															
478 Aaron Folsom	23	1		1			2	1				12		12					
479 Margarette Folsom	19		1	1															
480 Isaac Folsom	4	1		1															
481 Lucy Folsom	1		1	1															
TOTALS		13	17	30			62	19	38	2		219		272					



17 Census of *Stoka* County,

Choctaw Nation, 1885

NAMES.	DESCRIPTION OF PERSONS.						OCCUPATION.	LAND.		LIVE STOCK.						AGRICULTURAL PRODUCTS.				MISCELLANEOUS.
	AGE.	Male.	Female.	Indian.	White.	Colored.		Acres under Cultivation.	No. of Horses.	No. of Mules.	No. of Cattle.	No. of Sheep.	No. of Goats.	No. of Hogs.	No. Bales of Cotton.	No. Bushels of Corn.	No. Bushels of Wheat.	No. Bushels of Oats.	OTHER INFORMATION.	
482 Betty Clay	43		1	1				1	3				10							
483 Leticia Clay	25		1	1																
484 Henry Clay	17	1		1																
485 Joseph Clay	12	1		1																
486 Robert Holcom	2	1		1																
487 James Washington Vail	48	1			1		20	6		45			12		300				citizen by marriage	
488 Francis Holcom Vail	28		1	1																
489 Millie A. Vail	12		1	1																
490 James Vail	9	1		1																
491 Willie E Vail	7	1		1																
492 Charles C. Vail	3	1		1																
493 Henry Laflora	45	1		1			20	4		75			100							
494 Henry Hodges	4	1		1																
495 Seely McCurtain	11		1	1																
496 Artemichia Frazier	65		1	1			40	50		100	75		300		100				Chickasaw Descendant	
497 Walter King	15	1		1																
498 William Billy	12	1		1																
499 Susan Frazier	27		1	1				6		2			15							
500 Amanda Frazier	4		1	1																
501 Thompson Frazier	3	1		1																
502 Impson Frazier	10	1		1																
503 Rosa Hanley	18		1	1																
504 Joseph Hanley	2	1		1																
505 Nancy Frazier	30		1	1																
506 Silvia Frazier	5		1	1																
507 Marion Limer	35	1			1		3	2	2				15		100				citizen by marriage	
508 Catherine Limer	30		1	1																
509 David Lawrence	22	1		1			30	6		15					60					
510 Elva Lawrence	25		1	1																
511 Elsie Collins	8		1	1																
TOTALS		16	14	28	2		111	78		239	75		452		560					

NAMES.	DESCRIPTION OF PERSONS.						OCCUPATION.	LAND.		LIVE STOCK.						AGRICULTURAL PRODUCTS.				MISCELLANEOUS.
	AGE.	Male.	Female.	Indian.	White.	Colored.		Acres under Cultivation.	No. of Horses.	No. of Mules.	No. of Cattle.	No. of Sheep.	No. of Goats.	No. of Hogs.	No. Bales of Cotton.	No. Bushels of Corn.	No. Bushels of Wheat.	No. Bushels of Oats.	OTHER INFORMATION.	
512 Nelson Collins	5	1		1																
513 Visa Peter	20		1	1																
514 Perilee Jones Morgan	38		1		1														Chosen by marriage	
515 by Jones	17	1		1															to Alexander Jones, then	
516 Henry McGehee	12	1		1															to Morgan before changing	
517 John W. Morgan	5	1			1														the laws	
518 Hester Morgan	3		1		1														Doubtful citizen	
519 William Morgan	35	1			1															
520 Alexander Jones	15	1		1																
521 Lafayette Barnette	25	1			1															
522 Ellen Barnette	21		1	1																
523 Green Wesley	22	1		1			4	10	10			30			40					
524 Mary Wesley	21		1	1																
525 Benjamin Wesley	6	1		1																
526 Stephen Wesley	13	1		1																
527 Caroline Wesley	18		1	1																
528 Martha Wesley	8		1	1																
529 Jackson Wesley	12	1		1																
530 Betsie Wesley	48		1	1																
531 Wisie Jackson	30		1	1			3	5	4			50			60					
532 Elian Hunterbee	10		1	1																
533 Gibson Lakna	30	1		1									5							
534 Betsie Lakna	40		1	1																
535 John Fehna	49	1		1			1	1				15								
536 Rube Fehna	20		1	1																
537 Cephus Gibson	20	1		1			20	4	1	25		150			60					
538 Jincy Gibson	22		1	1																
539 Wesley Gibson	6	1		1																
540 Mary Gibson	45		1	1																
541 Emma Gibson	15		1	1																
TOTALS		15	15	25	5		28	20	1	39		250			160					

Census of *Atoka* County,

Choctaw Nation, 1885.


DESCRIPTION OF PERSONS.							LAND.	LIVE STOCK.						AGRICULTURAL PRODUCTS.			MISCELLANEOUS.			
NAMES.	AGE.	Male.	Female.	Indian.	White.	Colored.	OCCUPATION.	Acres under Cultivation.	No. of Horses.	No. of Mules.	No. of Cattle.	No. of Sheep.	No. of Goats.	No. of Hogs.	No. Bales of Cotton.	No. Bushels of Corn.	No. Bushels of Wheat.	No. Bushels of Oats.	OTHER INFORMATION.	
542 Allen Gibson	18	1		1																
543 Alfred Benjamin	21	1		1				2						4						
544 Sophia Benjamin	16		1	1																
545 Wilman James	13	1		1																
546 Samuel Folsom	30	1		1																
547 Jane Folsom	25		1	1																
548 Mary Folsom	16		1	1																
549 Reubin Colbert	12	1		1																
550 Cushman Folsom	7	1		1																
551 Patterson Folsom	2	1		1																
552 James Gibson	70	1		1																
553 Rebecca Gibson	18		1	1																
554 Robert Hornum	15	1		1																
555 George Underwood	40	1	1	1				5	5					40						Chick asaw
556 Moriah Underwood	35		1	1																
557 Bessie Underwood	8		1	1																
558 Mary Ann	20		1	1																
559 James Leader	33	1		1				35	4	150	12		200		300					
560 J. Shilinda Leader	20		1	1																
561 Alice Leader	8		1	1																
562 Joseph Leader	6	1		1																
563 Otis Leader	4	1		1																
564 Louisa Jones	35		1	1				3	3											
565 Nancy Jones	15		1	1																
566 Amanda Jones	12		1	1																
567 Lucy Bull Sr.	35		1	1																
568 Lucy Bull Jr.	1		1	1																
569 John Lewis	50	1		1				5	3					30	20					
570 Halliecha Lewis	30		1	1																
571 Shawnee Lee Lewis	15		1	1																
TOTALS		14	16	30				45	15	150	12		274		320					



20 Census of *Alota* County,

Choctaw Nation, 1885.


NAMES.	AGE.	DESCRIPTION OF PERSONS.					OCCUPATION.	LAND. Acres under Cultivation.	LIVE STOCK.						AGRICULTURAL PRODUCTS.				MISCELLANEOUS. OTHER INFORMATION.
		Male.	Female.	Indian.	White.	Colored.			No. of Horses.	No. of Mules.	No. of Cattle.	No. of Sheep.	No. of Goats.	No. of Hogs.	No. Bales of Cotton.	No. Bushels of Corn.	No. Bushels of Wheat.	No. Bushels of Oats.	
572 Ellen Lewis	10		1	1															
573 Thomas Lewis	1	1		1															
574 Edmund Williams	29	1		1			4	2					10						
575 Julia Williams	30		1	1															
576 Robert William	10	1		1															
577 Isom William	1	1		1															
578 Jefferson Perry	23	1		1				4											
579 Isom James	45	1		1															
580 Oceana James	46		1	1															
581 Jincy James	10		1	1															
582 Francis James	8		1	1															
583 Bertie James	13	1		1															
584 Zeno	15	1		1															
585 William	16	1		1															
586 Gibson Haklotabe	35	1		1															
587 Nancy Haklotabe	20		1	1															
588 Emily Haklotabe	1		1	1															
589 Aiden Billy	12	1		1															
590 Louisa Butler	50		1		1		6	15	14			100							freeborn colored chick asan
591 Kelija Robert	40		1	1															"
592 Alice Robert	18		1	1															"
593 Lena Robert	16		1	1															"
594 Wilson Robert	14	1		1															"
595 Impson Robert	12	1		1															"
596 Isabelle Robert	10		1	1															"
597 Martin Charleston	37	1		1			4	5	14			30	50						Choctaw by blood
598 Susan Charleston	35		1	1															"
599 Mary Ann Charleston	7		1	1															"
600 Emily Charleston	4		1	1															"
601 Timothy Charleston	2	1		1															"
TOTALS		15	15	29	1		14	26	28			140	50						



77 Census of *Aloka* County,

Choctaw Nation, 1885.

NAMES.	AGE.	DESCRIPTION OF PERSONS.					OCCUPATION.	LAND.	LIVE STOCK.					AGRICULTURAL PRODUCTS.				MISCELLANEOUS.	
		Male.	Female.	Indian.	White.	Colored.		Acres under Cultivation.	No. of Horses.	No. of Mules.	No. of Cattle.	No. of Sheep.	No. of Goats.	No. of Hogs.	No. Bales of Cotton.	No. Bushels of Corn.	No. Bushels of Wheat.	No. Bushels of Oats.	OTHER INFORMATION
602 Stanton Frazier	35	1		1			Farmer	2	1					10					
603 Betsie Frazier	30		1	1															
604 Peter Frazier	4	1		1															
605 Amos Frazier	2	1		1															
606 Stanton Frazier Jr	^m 1	1		1															
607 Solomon Frazier	19	1		1															
608 Emily Beloin	15		1	1															
609 Lewis Benton	24	1		1				15	14	1	5		60		85				Chick as an
610 Francis Benton	23		1	1															
611 Eliza Benton	14		1	1															
612 Nora Benton	1		1	1															
613 James Benton	50	1		1				20	10		45		100		30				
614 Jincy Benton	45		1	1															
615 Maggie Benton	6		1	1															
616 Mary Benton	4		1	1															
617 Jefferson Benton	22	1		1															
618 Harris Bortush	30	1		1				4											
619 Susan Bortush	40		1	1															
620 Susan Bortush Jr.	5		1	1															
621 Simpson Willis	46	1		1				3					15						
622 Phebe Willis	30		1	1															
623 Simon Willis	^{mo} 10	1		1															
624 Booker James	65	1		1				30	5	1	700	14		5	300				
625 Martha James	60		1	1															
626 Alice James	17		1	1															
627 Abel James	16	1		1															
628 Robinson James	23	1		1															
629 James D. Davis	57	1			1			75	75	3	100		250		300		250		citizen by marriage
630 Rhoda Terina Davis	32		1	1															
631 Alonzo Davis	20	1		1															
TOTALS		16	14	28	2			149	95	5	850	14	435	5	715		250		



NAMES.	AGE.	DESCRIPTION OF PERSONS.					OCCUPATION.	LAND.	LIVE STOCK.					AGRICULTURAL PRODUCTS.			MISCELLANEOUS.		
		Male.	Female.	Indian.	White.	Colored.		Acres under Cultivation.	No. of Horses.	No. of Mules.	No. of Cattle.	No. of Sheep.	No. of Goats.	No. of Hogs.	No. Bales of Cotton.	No. Bushels of Corn.	No. Bushels of Wheat.	No. Bushels of Oats.	OTHER INFORMATION.
632 Clara Davis	15	1	1																
633 Robert Davis	14	1		1															
634 Claud Joseph Davis twin	6	1		1															
635 Clarence T. Davis twins	6	1		1															
636 Wanta Leveina Davis	3		1	1															
637 Joseph R. Plummer	52	1		1				5											Citizen by adoption
638 Mary S. Plummer	48		1		1														
639 John E. Plummer	14	1		1															
640 Annie Gertrude Rabb	2		1	1															
641 Alton A. Plato	36	1			1		18	3	4		15								Citizen Doubtful marriage
642 Cynthia Plato	18		1	1															
643 Charles Plato	10	1		1															
644 Lula Plato	8		1	1															
645 Samuel Shelby	30	1			1														
646 Rebecca Shelby	28		1	1															
647 Ella Shelby	8		1	1															
648 Rosa Lee Brown	31		1			1													Freeborn Colored family of Thomas Brown
649 Jackson Brown	9	1				1													do do
650 James M Brown	2	1				1													
651 Jay Gould Brown	6	1				1													
652 Hannah Thomas	55		1		1														
653 Marsden	19	1				1													
654 Marian Brown	42		1		1														
655 Leader Burnie Brown	17	1				1													
656 Ida Brown	8		1			1													
657 Caratha Brown	7		1			1													
658 Albert Brown	5	1				1													
659 Joanna Black	21		1		1														
660 Maggie A Black	2		1			1													
661 Loman Black	8	1				1													
TOTALS		15	15	13	3	14		8	4		15								



Census of *Stoka* County,

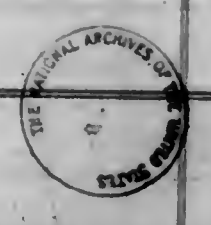
Choctaw Nation, 1885.

NAMES.	AGE.	DESCRIPTION OF PERSONS.					OCCUPATION.	LAND.	LIVE STOCK.						AGRICULTURAL PRODUCTS.				MISCELLANEOUS.	
		Male.	Female.	Indian.	White.	Colored.		Acres under Cultivation.	No. of Horses.	No. of Mules.	No. of Cattle.	No. of Sheep.	No. of Goats.	No. of Hogs.	No. Bales of Cotton.	No. Bushels of Corn.	No. Bushels of Wheat.	No. Bushels of Oats.	OTHER INFORMATION.	
662	Eli Edward	22	1			1														
663	William Black	30	1		1															Freeborn Colored
664	James Ritter	30	1		1		250	6	1	100				250						Citizen by marriage
665	Narcisse Ritter	40		1	1															Citizen by marriage
666	Josephine Seflore	16		1	1															Freeborn Lady
667	Louis Seflore	14	1		1															Choctaw by blood.
668	Joseph Summers	2	1		1															
669	James P. Collins	38	1		1															
670	Heattie Collins	25		1	1															Citizen by marriage
671	James Collins	4	1		1															
672	George Collins	3	1		1															
673	Obley Collins	6	1		1															
674	A Nichols	54	1		1															
675	Susan M. Nichols	47		1	1															Citizen by marriage
676	Gracie Nichols	19	1		1															Chickasaw
677	Robbie Nichols	12	1		1															
678	Walter Nichols	9	1		1															
679	Daisy Nichols	7		1	1															
680	Lily de Nichols	8		1	1															
681	Wallace Thompson	50	1		1		20	6	16	4		50		100						Choctaw by blood.
682	Martha Thompson	40		1	1															
683	Eli Thompson	3	1		1															
684	Wilman Thompson	21	1		1															
685	Aaron Thompson	25	1		1															
686	Eliza Ann Thompson	20		1	1															
687	Lina Thompson	8		1	1															
688	Moses Wade	32	1		1		10		15			80								
689	Molsie Wade	30		1	1															
690	Henry Wade	10	1		1															
691	Eastman Wade	3	1		1															
TOTALS		20	10	25	4	1	270	22	1	131	4	130		350						

24 Census of *Atoka* County,

Choctaw Nation, 1885

NAMES.	AGE.	DESCRIPTION OF PERSONS.					OCCUPATION.	LAND. Acres under Cultivation.	LIVE STOCK.						AGRICULTURAL PRODUCTS.				MISCELLANEOUS. OTHER INFORMATION.
		Male.	Female.	Indian.	White.	Colored.			No. of Horses.	No. of Mules.	No. of Cattle.	No. of Sheep.	No. of Goats.	No. of Hogs.	No. Bales of Cotton.	No. Bushels of Corn.	No. Bushels of Wheat.	No. Bushels of Oats.	
692	Marcis Wilson	25	1		1			12	2		12			20	3	12			
693	Katesie Wilson	22		1	1														
694	Miki Wilson	11	1		1														
695	Thompson Wilson	6	1		1														
696	Winnie Wilson	7		1	1														
697	John M. Hodges	35	1		1			75	6		75			100		400			
698	Mathie Hodges	25		1	1														
699	Ogie Hodges	4	1		1														
700	Joseph Hodges	1	1		1														
701	O. L. Dulany	36	1			1		80	70		400			20		300		300	citizen by marriage
702	M. B. Dulany	34		1	1														
703	William C. York	33	1			1		40	3		12			50					citizen by marriage.
704	S. A. York	25		1	1														
705	M. C. York	6	1		1														
706	L. O. York	5	1		1														
707	M. L. York	3	1		1														
708	C. L. York	1	1		1														
709	John Ward	27	1		1				3		1			25					
710	N. E. Ward	27		1	1														
711	Hennetta Ward	3		1	1														
712	Joseph Ward	1	1		1														
713	Eliza Barker	17		1	1														
714	Seth Barker	1	1		1														
715	Simon Lewis	65	1		1			80	2		2			10	2	150			
716	Ludy Lewis	50		1	1														
717	Joe Lewis	5	1		1														
718	Bicy Lewis	7		1	1														
719	Reuson Lewis	3	1		1														
720	Sampson Lewis	29	1		1			30	3					15	1	120			
721	Susy Lewis	25		1	1														
TOTALS			19	11	28	2		317	89		502			240	6	982		300	



Census of *Stoka* County,

Choctaw Nation, 1885

NAMES.	AGE.	DESCRIPTION OF PERSONS.					OCCUPATION.	LAND.	LIVE STOCK.					AGRICULTURAL PRODUCTS.				MISCELLANEOUS.	
		Male.	Female.	Indian.	White.	Colored.		Acres under Cultivation.	No. of Horses.	No. of Mules.	No. of Cattle.	No. of Sheep.	No. of Goats.	No. of Hogs.	No. Bales of Cotton.	No. Bushels of Corn.	No. Bushels of Wheat.	No. Bushels of Oats.	OTHER INFORMATION.
722 Culberson Lewis	4	1		1															
723 Mary Lewis	3		1	1															
724 David Sexton	35	1		1			1	3	2			20	2	130					
725 Eliza Sexton	28		1	1															
726 Amazon Sexton	18	1		1															
727 Seely Sexton	10		1	1															
728 Sealy Sexton	3		1	1															
729 Sissy Sexton	1		1	1															
730 Charles Winson	60	1		1															
731 Lucy Wilson	50		1	1															
732 x Phoebe Carns	4		1	1															
733 x Hattie Carns	3		1	1															
734 x Jackson Carns	2	1		1															
735 Nathan Howard	21	1		1															
736 Hanna Howard	17		1	1															
737 Alfred Perry	19	1		1			1	1											
738 Jimson Underwood	40	1		1															
739 Sarah Underwood	25		1	1															
740 Lena Underwood	1		1	1															
741 Alexander Durant	35	1		1			5	2				50	1	100					
742 Amanda Durant	30		1	1															
743 Powell Walter	35	1		1			7	23				20	2	50					
744 Eliza Walter	34		1	1															
745 Silas Jefferson	27	1		1			1					30	1	50					
746 N. C. Jefferson	19		1	1															
747 Mary Jefferson	5		1	1															
748 Francis Buck	25	1		1			36	3	134			150		250					
749 Sophia Buck	18		1	1															
750 Frank H. Wright	25	1		1															
751 Addie Wright	22	1		1															
TOTALS.		13	14	27			51	32	136			270	6	580					




J. H. Rice & Sons, Printers and Binders, Fort Scott, Kansas.

NAMES.	AGE.	DESCRIPTION OF PERSONS.					OCCUPATION.	LAND. Acres under Cultivation.	LIVE STOCK.						AGRICULTURAL PRODUCTS.				MISCELLANEOUS. OTHER INFORMATION.
		Male.	Female.	Indian.	White.	Colored.			No. of Horses.	No. of Mules.	No. of Cattle.	No. of Sheep.	No. of Goats.	No. of Hogs.	No. Bales of Cotton.	No. Bushels of Corn.	No. Bushels of Wheat.	No. Bushels of Oats.	
752 Allen Wright	58	1		1				300	40		600			300	5	1500	500	Choctaw by blood. citizen by marriage Choctaw by father side	
753 Henrietta Wright	51		1		1														
754 Mary Wright	22		1	1															
755 Anna Wright	19		1	1															
756 Allen Wright Jr	17	1		1															
757 Clara Wright	15		1	1															
758 Katie Wright	13		1	1															
759 James B Wright	8	1		1															
760 Willis Hoyabber	59	1		1			12	5		25	49		20	2	100	25	Choctaw by blood.		
761 Isabella Hoyabber	45		1	1															
762 Eliza Hoyabber	4		1	1															
763 John McHardy	46	X		1			25	1	X	10			15	3	200				
764 Salina McHardy	40		1	1															
765 Mollie Forester	20		1	1															
766 Irena O'dair	15		1	1															
767 Francis McHardy	13		1	1															
768 Allen Battieste	31	1		1			25	7					35	7	70				
769 Visie Battieste	25		1	1															
770 Etna Battieste	14		1	1															
771 Rensom Battieste	9	1		1															
772 Cain Battieste	5	1		1															
773 Abel Foster	30	1		1				3											
774 Rebecca Foster	30		1	1															
775 Jerry Ward	16	1		1															
776 Robert Thompson	4	1		1															
777 Sampson Dick	65	1		1			40			10			50	2	100	50			
778 Lucy Dick	65		1	1															
779 Elias James	15	1		1															
780 Joanna James	18	1		1															
781 Martin Dick	37	1		1				15		5	60		60		150				
TOTALS		14	11	24	1		377	70		615	109		445	16	1920	575			



NAMES.	AGE.	DESCRIPTION OF PERSONS.					OCCUPATION.	LAND. Acres under Cultivation.	LIVE STOCK.						AGRICULTURAL PRODUCTS.				MISCELLANEOUS. OTHER INFORMATION.
		Male.	Female.	Indian.	White.	Colored.			No. of Horses.	No. of Mules.	No. of Cattle.	No. of Sheep.	No. of Goats.	No. of Hogs.	No. Bales of Cotton.	No. Bushels of Corn.	No. Bushels of Wheat.	No. Bushels of Oats.	
782 Jenny Dick	37		1	1															
783 Alexander Dick	16	1		1															
784 Jane Dick	14		1	1															
785 John Dick	13	1		1															
786 Sampson Dick	9	1		1															
787 Taylor Dick	4	1		1															
788 Lina Dick	1		1	1															
789 Cressy Dick	35		1	1					4					25					
790 Philia Dick	3		1	1															
791 Johnson Lacon	40	1		1					3					10					
792 Lezerena Lacon	25		1	1															
793 Henry Wilson	50	1		1			11	9		6	16		40	3	50				
794 Louisa Wilson	50		1	1															
795 Henry G. Wilson	23	1		1															
796 Noah Wilson	13	1		1															
797 Annie Wilson	7		1	1															
798 Dixon Byington	31	1		1			10	6						30					
799 Selina Byington	25		1	1															
800 Lesty Byington	3		1	1															
801 Jenny Byington	14	1		1															
802 Stephen Roberts	36	1		1			10	9		4				130	6	15			
803 Maggie Roberts	22		1	1															
804 John Roberts	9	1		1															
805 James Roberts	6	1		1															
806 Henry Roberts	3	1		1															
807 Sibbie Leader	5		1	1															
808 Sloan Bond	31	1		1			8	3		8				100	1	30			
809 Susan Bond	45		1	1															
810 Abram Willis	30	1		1					3					1					
811 Lou Willis	25		1	1															
TOTALS		16	14	30			39	37		18	16		336	10	950				



Census of *Atoka* County,

Choctaw Nation, 1885

NAMES.	AGE.	DESCRIPTION OF PERSONS.					OCCUPATION.	LAND. Acres under Cultivation.	LIVE STOCK.						AGRICULTURAL PRODUCTS.				MISCELLANEOUS. OTHER INFORMATION.	
		Male.	Female.	Indian.	White.	Colored.			No. of Horses.	No. of Mules.	No. of Cattle.	No. of Sheep.	No. of Goats.	No. of Hogs.	No. Bales of Cotton.	No. Bushels of Corn.	No. Bushels of Wheat.	No. Bushels of Oats.		
812 Robert Willis	5	1		1																
813 W.H. Morris	43	1		1			35	15												
814 Lizzy Morris	38		1	1																
815 Anna Morris	13		1	1																
816 Joe Morris	10	1		1																
817 B.F. O Morris	5	1		1																
818 Belle Morris	3		1	1																
819 Cyrus Kingsbury	26	1			1		150	40	1000		200	10	1800							citizen by adoption.
820 H. Little Page	31		1	1																
821 Lucy Kingsbury	23		1	1																
822 Sampson Robert	28	1		1			30	24	200	3	300		200							Choctaw by blood.
823 Gattie Roberts	30		1	1																
824 Albert Brashears	33	1		1					5											
825 Jesse Tumbler	42	1		1			5	1			20									
826 Millie Tumbler	25		1	1																
827 Wilson Tumbler	12	1		1																
828 Eliza Fry	22		1	1				1												
829 Aaron Wright	54	1		1			15	3			50		100							
830 Lizzie Wright	20		1	1																
831 Isalom Wright	16	1		1																
832 Cephus Wright	10	1		1																
833 A Telle	25	1		1				12	135											
834 Ada Ward	3		1	1			10	5	15		12									
835 Thomas Wright	39	1		1			15	19	15	5	40	2	50							
836 Mary Wright	60		1	1																
837 Mumford Wright	17	1		1																
838 Belie Perry	12		1	1																
839 Dina Perry	21		1	1																
840 Benjamin Carns	30	1		1			5	7	25		100		60							
841 Sarah Carnes	28		1	1																
TOTALS		16	14	27	3		265	127	1395	3	5	622	12	2210						



NAMES.	AGE.	DESCRIPTION OF PERSONS.					OCCUPATION.	LAND. Acres under Cultivation.	LIVE STOCK.						AGRICULTURAL PRODUCTS.				MISCELLANEOUS. OTHER INFORMATION.
		Male.	Female.	Indian.	White.	Colored.			No. of Horses.	No. of Mules.	No. of Cattle.	No. of Sheep.	No. of Goats.	No. of Hogs.	No. Bales of Cotton.	No. Bushels of Corn.	No. Bushels of Wheat.	No. Bushels of Oats.	
842	Solomon Barnes	6	1		1														
843	Ellen Barnes	4		1	1														
844	Saini Barnes	1		1	1														
845	Samuel Eyzamonabbe	29	1		1									2					
846	Tennessee Eyzamonabbe	9		1	1														
847	Phillip Colbert	40	1		1		Farmer	16	5	2			100		100				
848	Eliza Ann Colbert	35		1	1														
849	Simon Watson	30	1		1			8	1				20		40				
850	Visie Watson	45		1	1														
851	Samuel Drue	55	1		1			13	6	15	6		70		30		10		
852	Lelsie Drue	40		1	1														
852	Eden Drue	17	1		1														
854	Amanda Drue	13		1	1														
855	Sally Bayless	32		1	1														
856	Silvan Bayless	12		1	1														
857	Silia Bayless	8		1	1														
858	Lizzie Bayless	5		1	1														
859	Mary Roberts	4		1	1														
860	William Thompson	3		1	1														
861	Nicholas Tally	26	1		1								18						
862	Elsie Tally	28		1	1														
863	Mary Frayer	35		1	1				2				2						
864	Isreal Beloin	13	1		1														
865	Leon Colbert	45		1	1			6	1				20		40				
866	Emily Colbert	45		1	1														
867	Lucy Carn	26		1	1			1	1										
868	Ellen Carn	60		1	1			5		25			35						
869	Nicie Carn	25		1	1														
870	Elias Spring	24	1		1														
871	Susan Spring	28		1	1				2				10						
TOTALS			9	21	30			49	18	42	6		277		210		10		



Census of *Aloka* County,

Choctaw Nation, 1885.

NAMES.	AGE.	DESCRIPTION OF PERSONS.					OCCUPATION.	LAND. Acres under Cultivation.	LIVE STOCK.						AGRICULTURAL PRODUCTS.			MISCELLANEOUS. OTHER INFORMATION.	
		Male.	Female.	Indian.	White.	Colored.			No. of Horses.	No. of Mules.	No. of Cattle.	No. of Sheep.	No. of Goats.	No. of Hogs.	No. Bales of Cotton.	No. Bushels of Corn.	No. Bushels of Wheat.		No. Bushels of Oats.
872 Lake Oshtabbe	40	1		1			Farmer	9	14		11			20		35			
873 Sibbie Oshtubbee	35		1	1															
874 Isom Oshtubbee	4	1		1															
875 Sally Oshtubbee	5		1	1															
876 Nelson McCoy	14	1		1															
877 Turlis McCoy	12		1	1															
878 Byrington Oshtubbee	19	1		1															
879 Calum Allison	26	1		1				12	10	1	8			50		40			
880 Sealy Allison	24		1	1															
881 Susanna Billie	14		1	1															
882 Enoch Homma	7	1		1															
883 Lylis Carne	24	1		1				46	16		19			40		350			
884 Phebe Carne	32		1	1															
885 Amanda Carne	7		1	1															
886 Jackson Carne	3	1		1															
887 Adam Christy	24	1		1				8	8					56		30			
888 Jane Christy	75		1	1															
889 Betsie Christy	50		1	1															
890 Sawintabbe	55	1		1										6					
891 David Robinson	8	1		1															
892 Robert Thompson	24	1		1				2	3		2			24		40			
893 Nicy Thompson	24		1	1															
894 Murphal Thompson	4	1		1															
895 Nancy Thompson	7		1	1															
896 Ellis Anderson	30	1		1				7	5		3			50		45			
897 McCarson Anderson	6	1		1															
898 Margarett Anderson	27		1	1															
899 Nicy Anderson	4		1	1															
900 Willis Anderson	7	1		1															
901 Lyman Billy	29	1		1				1	1					7		5			
TOTALS		17	13	30				85	56	2	43			253		545			



NAMES.	DESCRIPTION OF PERSONS.						OCCUPATION.	LAND. Acres under Cultivation.	LIVE STOCK.						AGRICULTURAL PRODUCTS.				MISCELLANEOUS. OTHER INFORMATION.
	AGE.	Male.	Female.	Indian.	White.	Colored.			No. of Horses.	No. of Mules.	No. of Cattle.	No. of Sheep.	No. of Goats.	No. of Hogs.	No. Bales of Cotton.	No. Bushels of Corn.	No. Bushels of Wheat.	No. Bushels of Oats.	
902 Visie Billy	26		1	1															
903 Joseph Billy	2	1		1															
904 Allen Homma	38	1		1			Farmer	5	4	30		120		25					
905 Rhoda Homma	28		1	1															
906 Phib. Homma	10		1	1															
907 Abel Seflore	30	1		1				10	4	10		40							
908 Cy. Sattie Seflore	28		1	1															
909 Phibe Seflore	10		1	1															
910 Williston Seflore	8	1		1															
911 Amos Eyahambe	38	1		1				13	10	14		25		45					
912 Ponar Eyahambe	30		1	1															
913 Sillian Eyahambe	55		1	1															
914 Willie Eyahambe	20	1		1															
915 Isabella Eyahambe	12		1	1															
916 Daniel Eyahambe	8	1		1															
917 Semily Eyahambe	7		1	1															
918 Joseph Peter	12	1		1															
919 Cephus James	37	1		1					1			20							
920 Sinai James	22		1	1															
921 Sarah James	12		1	1															
922 Thomas James	6	1		1															
923 Sinai James Jr	7		1	1															
924 Silax Barter	30	1		1				2	2			20		10					
925 Lucy Barter	30		1	1															
926 Wesley Durant	4	1		1															
927 Larlis Carne	45		1	1				13	8	29		100	1	100					
928 Eliza Ann Carne	13		1	1															
929 Mary Seflore	4		1	1															
930 Solomon Fletcher	16	1		1					1										
931 Mary Buckskin	26		1	1															
TOTALS		13	17	30				43	30	83		325	1	180					

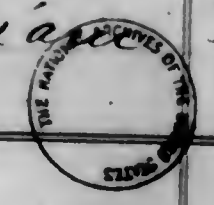


NAMES.	DESCRIPTION OF PERSONS.						OCCUPATION.	LAND. Acres under Cultivation.	LIVE STOCK.						AGRICULTURAL PRODUCTS.				MISCELLANEOUS. OTHER INFORMATION.
	AGE.	Male.	Female.	Indian.	White.	Colored.			No. of Horses.	No. of Mules.	No. of Cattle.	No. of Sheep.	No. of Goats.	No. of Hogs.	No. Bales of Cotton.	No. Bushels of Corn.	No. Bushels of Wheat.	No. Bushels of Oats.	
932 Moses Leflore	1	1		1															
933 Visie Carne	35		1	1			farmer	30	11	2	19			80					
934 Samuel Barnes	12	1		1															
935 Watkins Leflore	37	1		1				16	7		20	5		100	2	60			
936 Mary Leflore	32		1	1															
937 Jefferson Leflore	14	1		1															
938 Louisan Durant	11		1	1															
939 Sibery Leflore	1		1	1															
940 Wallace Watkins	26	1		1															
941 Tennessee Watkins	17		1	1															
942 Perkins Barnes	23	1		1				4	5		3			28		25			
943 Vinie Carne	28		1	1															
944 Elizabeth Carne	4		1	1															
945 Nancy Carne	2		1	1															
946 Eliza Ann Billy	30		1	1															
947 Harriet Billy	8	1		1															
948 Eastman Aishe	26	1		1															
949 Mollie Aishe	24		1	1										45					
950 Mary Aishe	4		1	1															
951 Morris Nelson	21	1		1															
952 Molly Nelson	26		1	1															
953 Molly Nelson Jr	9		1	1															
954 Benson Cravatt	33	1		1				20			9			150		4			
955 Sibria Cravatt	40		1	1															
956 Susan Cravatt	65		1	1															
957 Anna Cravatt	14		1	1															
958 Emily Wesley	14		1	1															
959 Selina Cravatt	5		1	1															
960 Joseph Loring	60	1		1				4	1					20					
961 Selina Loring	14		1	1															
TOTALS	10	18	28					74	24	2	51	5		574	3	89			

Census of *Atoka* County,

Choctaw Nation, 1885.

NAMES.	AGE.	DESCRIPTION OF PERSONS.					OCCUPATION.	LAND.	LIVE STOCK.						AGRICULTURAL PRODUCTS.				MISCELLANEOUS.
		Male.	Female.	Indian.	White.	Colored.		Acres under Cultivation.	No. of Horses.	No. of Mules.	No. of Cattle.	No. of Sheep.	No. of Goats.	No. of Hogs.	No. Bales of Cotton.	No. Bushels of Corn.	No. Bushels of Wheat.	No. Bushels of Oats.	OTHER INFORMATION.
962 Hannah Loring	35		1	1															
963 Allen Loring	26	1		1															
964 Kessie Loring	31		1	1															
965 Cornelius Loring	3	1		1															
966 Lyman Carne	34	1		1		Farmer	50	17	2	100	30		200	1	80				
967 Mylie Carne	34		1	1															
968 Ellis Carne	12	1		1															
969 Lee Hartin	8	1		1															
970 Austin Colbut	22	1		1			2	5					20		30				
971 Lemmie Colbut	26		1	1															
972 Susan Colbut	8		1	1															
973 Aaron Colbut	29	1		1															
974 Robinson Chubby	20	1		1															
975 Mary Chubby	45		1	1															
976 Sampson Anchahabe	24	1		1															
977 Betsy Anchahabe	23		1	1															
978 Little Anchahabe	mo		1	1															
979 John Bond	46	1		1			2	2					40		40				
980 Mary Bond	40		1	1															
981 Annie Bond	16		1	1															
982 Dixon Bond	11	1		1															
983 Elsie Apatantake	14		1	1															
984 Reuben Durant	25	1		1			3	1					6		20				
985 Sinai Durant	32		1	1															
986 Abner Wood	32	1		1			25	12	60				200	40		25			
987 Maxey Wood	15		1	1															
988 Maggie Wood	6		1	1															
989 Soman Peter	30	1		1															
990 Harrison Wood	9	1		1															
991 Abel Williams	52	1		1			6	3	4				40		20				
TOTALS.		16	14	30			90	46	2	166	30		527	1	220		25		



34 Census of *Alaska* County,

Choctaw Nation, 1885

NAMES.	AGE.	DESCRIPTION OF PERSONS.					OCCUPATION.	LAND.	LIVE STOCK.						AGRICULTURAL PRODUCTS.				MISCELLANEOUS.
		Male.	Female.	Indian.	White.	Colored.		Acres under Cultivation.	No. of Horses.	No. of Mules.	No. of Cattle.	No. of Sheep.	No. of Goats.	No. of Hogs.	No. Bales of Cotton.	No. Bushels of Corn.	No. Bushels of Wheat.	No. Bushels of Oats.	OTHER INFORMATION.
992 Silah William	25		1	1															
993 Silah William Jr	6		1	1															
994 Sam John	40	1		1			12	5					50	80					
995 Elizabeth John	52		1	1															
996 Etua John	17		1	1															
997 Eliza Ann John	15		1	1															
998 Benjamin Lewis	25	1		1															
999 Eliza	32		1	1				2				5							
1000 Martin James	11	1		1															
1001 Visie James	15		1	1															
1002 Albert Thomas	23	1		1			2	13				50	20						
1003 Vinie Thomas	29		1	1															
1004 Pesahotema	40		1	1															
1005 Anna	23		1	1															
1006 Davis Bond	11	1		1															
1007 Lestie Thomas	5		1	1															
1008 William Thomas	2	1		1															
1009 Eliza Thomas	3		1	1															
1010 Stephen Charles	60	1		1			5	2				29	80						
1011 Samuel Willis	22	1		1				3				3							
1012 Copeland Scott	18	1		1								14							
1013 Effa Jeter	30		1	1				1											
1014 Scalou Sexton	50		1	1				1											
1015 Mary Jane	30		1	1				2	2			6							
1016 Martha Phares	50		1	1															
1017 Jackson Phares	13	1		1															
1018 Gidding Baker	25	1		1															
1019 Thomas Moore	45	1		1								25							
1020 Isabella Moore	25		1	1			23	13	1	15	10	40							
1021 Willis Moore	8	1		1															
TOTALS		12	17	29			42	42	1	17	10	228	180						

Census of *Atoka* County,


Choctaw Nation, 1885

NAMES.	AGE.	DESCRIPTION OF PERSONS.					OCCUPATION.	LAND.	LIVE STOCK.					AGRICULTURAL PRODUCTS.				MISCELLANEOUS.	
		Male.	Female.	Indian.	White.	Colored.		Acres under Cultivation.	No. of Horses.	No. of Mules.	No. of Cattle.	No. of Sheep.	No. of Goats.	No. of Hogs.	No. Bales of Cotton.	No. Bushels of Corn.	No. Bushels of Wheat.	No. Bushels of Oats.	OTHER INFORMATION.
1022	Silas Hokkabe	7	1		1														
1023	George W Roberson	32	1		1														
1024	Anna Roberson	17		1	1				3		2			13					citizen by marriage
1025	Henry Davis	33	1		1									50					
1026	Rosa E. Davis	17		1	1														
1027	Carrie Davis	5		1	1														
1028	Alwilda Hodges	22		1	1														
1029	Rhoda Hodges	6		1	1		125	3		11			40		400				
1030	Thomas Hodges	4	1		1														
1031	Merty Hodges	7	1		1														
1032	Vina Collins	12		1	1														
1033	David W. Hodges	26	1		1														
1034	Alice Hodges	26		1	1		25	45		100	115		85		400				
1035	David W. Hodges jr	4	1		1														
1036	Claud Hodges	2	1		1														
1037	H. W. Adams	46	1		1														
1038	Samuel Adams	12	1		1														citizen by marriage
1039	Edmund Adams	10	1		1														
1040	Francis Webster	40	1		1														
1041	Elizabeth Webster	40		1	1		16	2					15		80				
1042	Samuel Mc Gee	35	1		1														
1043	Lillie Mc Gee	35		1	1		17	10					150		30				
1044	Jane Mc Gee	18		1	1														
1045	Josen Lewis	25	1		1														
1046	Sally Lewis	20		1	1														
1047	Lewis Jackson	28	1		1														
1048	Betaie Jackson	30		1	1														
1049	William Wesley	60	1		1														
1050	Lina Wesley	34		1	1														
1051	Charles Wesley	30	1		1														
TOTALS		17	13	28	2		201	95	123	135	2	453		920					1

Census of *Atoka* County,

Choctaw Nation, 1885


NAMES.	AGE.	DESCRIPTION OF PERSONS.					OCCUPATION.	LAND. Acres under Cultivation.	LIVE STOCK.						AGRICULTURAL PRODUCTS.				MISCELLANEOUS. OTHER INFORMATION.
		Male.	Female.	Indian.	White.	Colored.			No. of Horses.	No. of Mules.	No. of Cattle.	No. of Sheep.	No. of Goats.	No. of Hogs.	No. Bales of Cotton.	No. Bushels of Corn.	No. Bushels of Wheat.	No. Bushels of Oats.	
1052 Joseph Lewis	16	1		1															
1053 John King	57	1		1			7	7						50					
1054 Jessie King	25		1	1															
1055 Nail Johnson	24	1		1				1						12					
1056 Mary Johnson	25		1	1															
1057 Sebill Johnson	11		1	1															
1058 Mercissa Johnson	9		1	1															
1059 Tremar Johnson	^m 6	1		1															
1060 Randan McKee	27	1		1			1												
1061 Mimai McKee	15		1	1															
1062 John Anolatabe	24	1		1				1						10					
1063 Elizabeth Anolatabe	17		1	1															
1064 Henry Anolatabe	10	1		1															
1065 George Benton	20	1		1			2	3		6				10					
1066 Siss Benton	23		1	1															
1067 Carrie Earne	7		1	1															
1068 Adeline Benton	^m 8		1	1															
1069 Dixon Sexton	33	1		1				6		16				30				75	
1070 Susan Sexton	26		1	1															
1071 Louisa Sexton	12		1	1															
1072 Mary Sexton	9		1	1															
1073 Willis Sexton	7	1		1															
1074 Minnie Sexton	3		1	1															
1075 Frank Sexton	^m 7	1		1															
1076 Silas James	43	1		1			30	12		100	4			150					
1077 Melinda James	42		1	1															
1078 Charles R. James	6	1		1															
1079 Daniel James	4	1		1															
1080 James Anolatabee	40	1		1															
1081 Lottie Anolatabee	60		1	1															
TOTALS		15	15	30			40	30		122	4			262				75	



Census of *Aloka* County,

Choctaw Nation, 1885

NAMES.	AGE.	DESCRIPTION OF PERSONS.					OCCUPATION.	LAND.		LIVE STOCK.						AGRICULTURAL PRODUCTS.				MISCELLANEOUS.		
		Male.	Female.	Indian.	White.	Colored.		Acres under Cultivation.	No. of Horses.	No. of Mules.	No. of Cattle.	No. of Sheep.	No. of Goats.	No. of Hogs.	No. Bales of Cotton.	No. Bushels of Corn.	No. Bushels of Wheat.	No. Bushels of Oats.	OTHER INFORMATION.			
1082 Charles Keel	55	1		1																		
1083 Larnce Keel	16		1	1																		Choctaw by blood
1084 Simon Keel	13	1		1																		" "
1085 Mary Ann Keel	15		1	1																		" "
1086 Sinai Keel	1		1	1																		" "
1087 Thomas McKee	20	1		1																		" "
1088 Morris McKee	24	1		1																		" "
1089 Anotubbee	60	1		1																		" "
1090 Mary Anotubbee	58		1	1																		" "
1091 Allenton Pusley	14	1		1																		" "
1092 Roberson Battiste	6	1		1																		" "
1093 Alexander Crouder	17	1		1																		" "
1094 Joseph Lewis	19	1		1																		" "
1095 Colson Palmer	32	1		1																		" "
1096 Silie Palmer	16		1	1																		" "
1097 Calvin Palmer	9	1		1																		" "
1098 Elsie Leader	6		1	1																		" "
1099 Silas Leader	8	1		1																		" "
1100 John Dunford	30	1		1																		" "
1101 Susan Dunford	32		1	1																		" "
1102 Susan Dunford Jr	7		1	1																		" "
1103 Chaffetabbe	40	1		1																		do
1104 Mary Chaffetabbe	30		1	1																		" "
1105 Alfred Chaffetabe	9	1		1																		" "
1106 Ephraim Chaffetabe	7	1		1																		do
1107 Mary Chaffetabe	1		1	1																		" "
1108 Samuel Jacob	21	1		1																		do
1109 Polly Jacob	50		1	1																		" "
1110 Costar Tackle	33	1		1																		do
1111 Lucy Tackle	30		1	1																		do
TOTALS		18	12	30																		



Census of *Atoka* County,

Choctaw Nation, 1885.

NAMES.	DESCRIPTION OF PERSONS.						OCCUPATION.	LAND.		LIVE STOCK.						AGRICULTURAL PRODUCTS.				MISCELLANEOUS.
	AGE.	Male.	Female.	Indian.	White.	Colored.		Acres under Cultivation.	No. of Horses.	No. of Mules.	No. of Cattle.	No. of Sheep.	No. of Goats.	No. of Hogs.	No. Bales of Cotton.	No. Bushels of Corn.	No. Bushels of Wheat.	No. Bushels of Oats.	OTHER INFORMATION.	
1112 Kingsbury Wade	5	1		1																
1113 Babe Wade	3		1	1																
1114 John Joseph	13	1		1																
1115 Battist Solomon	20	1		1																
1116 Feblis Solomon	18		1	1			12	7	9	12			5							
1117 Edmund Leader	23	1		1																
1118 Belinda Leader	14		1	1			35	11	19	30			102							
1119 Sallie Davis	28		1	1																
1120 Lilly Hudson	35		1	1																
1121 Chofis Hoalis	16	1		1						5										
1122 Chalis Billy	27	1		1			10	20	22				30							
1123 Susie Billy	30		1	1																
1124 Joseph W. Gue	40	1		1				2					3						5	
1125 Selina W. Gue	41		1	1																
1126 Ellis Jackson	38	1		1			8	3												
1127 Patsie Jackson	15		1	1																
1128 Jane Jackson	33		1	1																
1129 Jeani Jackson	50	1		1																
1130 Jackson Durand	30	1		1			20	6	12				30							
1131 Louisiana Durand	38		1	1																
1132 Sun Leader	52	1	1	1			11	25	12				65							
1133 Selina Leader	23		1	1																
1134 Mysie Leader	24		1	1																
1135 Visie Kanimatobe	17	X	1	1																
1136 Robinson Billy	8	1		1																
1137 Louisa Billy	3		1	1																
1138 Babel Wade	21	1		1																
1139 Simon Billy	28	1		1																
1140 Silas Lawrence	46	1		1			32	13	13	3			200							
1141 Welly Lawrence	36		1	1																
TOTALS		15	15	30			121	92	80	115			322							

Census of *Atoka* County,

Choctaw Nation, 1885

NAMES.	AGE.	DESCRIPTION OF PERSONS.					OCCUPATION.	LAND.		LIVE STOCK.						AGRICULTURAL PRODUCTS.				MISCELLANEOUS.
		Male.	Female.	Indian.	White.	Colored.		Acres under Cultivation.	No. of Horses.	No. of Mules.	No. of Cattle.	No. of Sheep.	No. of Goats.	No. of Hogs.	No. Bales of Cotton.	No. Bushels of Corn.	No. Bushels of Wheat.	No. Bushels of Oats.	OTHER INFORMATION.	
1112 Sinai Willikata	57	1	1																	
1113 Louis Laurence	10	1																		
1114 Albert Perkins	11	1																		
1115 Emma Laurence	1	1																		
1146 Mary Laurence	8	1																		
1147 Ribon Wilson	29	1																		
1148 Georgianna Wilson	28	1					8	2						30						
1149 Morgan Sealy	38	1					3	2						100						
1150 Annie Sealy	35	1																		
1151 Esam Sealy	12	1																		
1152 Louisa Sealy	9	1																		
1153 Lidia Sealy	7	1																		
1154 Sibia Sealy	6	1																		
1155 Albert Sealy	4	1																		
1156 Siss Gibson	14	1																		
1137 Steward Sealy	27	1					5	2						8						
1138 Siena Sealy	29	1																		
1159 Ellis Gibson	24	1					14	7	1	21				30						
1160 Selina Gibson	3	1																		
1161 Martha Gibson	1	1																		
1162 Susan Leader	15	1																		
1163 Stephen Hays	34	1					25	8		20				20						
1164 Chiza Hays	28	1																		
1165 Melina Hays	6	1																		
1166 Mary Hays	4	1																		
1167 Morgan Peter	28	1					4							18						
1168 Louis Peter	67	1					3	1												
1169 Charles Peter	26	1																		
1170 Mary Peter	20	1																		
1171 Agnes Gibson	3	1																		
TOTALS		11	19	30				60	22	41				200						

Choctaw by blood

" " "

" " "

" " "

" " "

" " "

" " "

" " "

" " "

" " "

" " "

" " "

" " "

" " "

" " "

" " "

" " "

" " "

" " "

" " "

" " "

" " "

" " "

" " "

" " "

" " "

" " "

" " "

" " "

" " "

" " "

" " "



Census of *Atoka* County,

Choctaw Nation, 1885

NAMES.	DESCRIPTION OF PERSONS.						OCCUPATION.	LAND.		LIVE STOCK.						AGRICULTURAL PRODUCTS.				MISCELLANEOUS.
	AGE.	Male.	Female.	Indian.	White.	Colored.		Acres under Cultivation.	No. of Horses.	No. of Mules.	No. of Cattle.	No. of Sheep.	No. of Goats.	No. of Hogs.	No. Bales of Cotton.	No. Bushels of Corn.	No. Bushels of Wheat.	No. Bushels of Oats.	OTHER INFORMATION	
1172 Thomas Frazier	13	1		1																
1173 Micia Saunter	5		1																Colored by blood	
1174 Simon Peter	38	1																	" " "	
1175 Sabel Peter	30		1				2	8	11				25						" " "	
1176 Nancy Peter	18		1																" " "	
1177 John Peter	8	1																	" " "	
1178 David Louis	28	1																	" " "	
1179 Susan Louis	25		1				24	4					50						" " "	
1180 John Louis	11	1																	" " "	
1181 Garland Louis	10	1																	" " "	
1182 Geo. Louis	14	1																	" " "	
1183 Watson Durand	34	1																	" " "	
1184 Limesie Durand	26		1				6	2					8						" " "	
1185 Annie Durand	4		1																" " "	
1186 Matina Peter	30		1																" " "	
1187 Selina Peter	18		1																" " "	
1188 Louisa Edward	6		1																" " "	
1189 Jefferson Perry	23	1																	" " "	
1190 Susan Cravatte	38		1																Chickasaw Indian by blood	
1191 Lena Cravatte	27		1				30	3					200						Chickasaw Indian by blood	
1192 Julia Cravatte	20		1																" " "	
1193 Silas Tally	45	1																	" " "	
1194 Seilia Tally	25		1				3	2	2				20						" " "	
1195 Wilson Tally	3	1																	" " "	
1196 Alex James	19	1																	" " "	
1197 Mary James	17		1																" " "	
1198 Simon Dennis	33	1																	" " "	
1199 Eliu Dennis	35		1				11	6	1	4			35	45					" " "	
1200 Nancy Dennis	7		1																" " "	
1201 Simon Sigun	58	1																	" " "	
TOTALS	18	13	30				30	13	5	23			300	115						
							86	38	6	40			635	100						



Census of *Albany* County,


Choctaw Nation, 1885

NAMES.	AGE.	DESCRIPTION OF PERSONS.					OCCUPATION.	LAND.		LIVE STOCK.					AGRICULTURAL PRODUCTS.				MISCELLANEOUS.
		Male.	Female.	Indian.	White.	Colored.		Acres under Cultivation.	No. of Horses.	No. of Mules.	No. of Cattle.	No. of Sheep.	No. of Goats.	No. of Hogs.	No. Bales of Cotton.	No. Bushels of Corn.	No. Bushels of Wheat.	No. Bushels of Oats.	OTHER INFORMATION.
1202 Selina Logan	55	1	1																
1203 Emily Orue	5	1	1																
1204 Charles Brooks	38	1			1			100	1	1			20		150				citizen by marriage
1205 Maryam Brooks	38	1	1																" " "
1206 Emeline Brooks	10	1	1																
1207 Elizabeth Brooks	14	1	1																
1208 Nancy E. Brooks	2	1	1																
1209 Wm Harris	22	1																	
1210 Euphilet Wright	28	1				Physician													
1211 John Frenzy House	29	1			1			3	5				35		40				citizen by marriage
1212 Susan Frenzy House	27	1	1																
1213 Noah Frazier	16	1	1																
1214 William Frenzyhouse	27	1			1			10	2				5		35				citizen by marriage
1215 Lucy Frenzy house	26	1	1																
1216 Richard Frenzy house	7	1	1																
1217 Lucinda Frenzyhouse	5	1	1																
1218 Ida Frenzy house	2	1	1																
1219 Susan Frazier	15	1	1																
1220 Joel Leader	25	1	1					3	3				26		40				
1221 Elija Leader	23	1	1																
1222 Daniel Underwood	57	1	1																
1223 Abraham Underwood	20	1	1																
1224 Abel Frank	30	1	1					8	3	3			27		25				
1225 Elsie Frank	30	1	1																
1226 Leathy Frazier	46	1	1					8	3				15		15				
1227 Wm Frazier	35	1	1																
1228 Thomas Frazier	14	1	1																
1229 Siggian Noabe	14	1	1																
1230 Keubin Morrison	15	1	1																
1231 Cilvie Morrison	5	1	1																
TOTALS		14	16	2	3			142	12	11			125		315				

NAMES.	AGE.	DESCRIPTION OF PERSONS.					OCCUPATION.	LAND.		LIVE STOCK.						AGRICULTURAL PRODUCTS.				MISCELLANEOUS.		
		Male.	Female.	Indian.	White.	Colored.		Acres under Cultivation.	No. of Horses.	No. of Mules.	No. of Cattle.	No. of Sheep.	No. of Goats.	No. of Hogs.	No. Bales of Cotton.	No. Bushels of Corn.	No. Bushels of Wheat.	No. Bushels of Oats.	OTHER INFORMATION.			
1232 Thomas Jefferson	25	1		1																		
1233 Sally Jefferson	20		1		1																	
1234 Joel Binton	35	1	1																			
1235 Nancy Binton	12		1																			
1236 Sarah Binton	2		1		1																	
1237 Lizzie Battiest	19		1		1				1	2												
1238 John Morrison	40	1			1				2													
1239 Elizabeth Morrison	35		1		1																	
1240 Elizabeth Noah	32		1		1				5	5	3											
1241 Sarah Noah	4		1		1																	
1242 Louisa Turnbull	14		1		1																	
1243 William Whetting	20	1			1																	
1244 Wm Hall	45	1			1																	
1245 Solomon Cobb	42	1			1																	
1246 Missy Cobb	40		1		1																	
1247 Anna Byington	12		1		1																	
1248 Lebbie Davis	30	1			1																	
1249 Rhoda Davis	35		1		1																	
1250 Morris Young	35	1			1			12	13	3												
1251 Nancy Young	24		1		1																	
1252 Joseph Collin	16	1			1																	
1253 Josephine Collin	14		1		1																	
1254 Frederick Smalfeld	48	1			1			30	18	2	50	5										
1255 Ellen Wilson	32		1		1																	
1256 Mennie Smalfeld	14		1		1																	
1257 Melinda Smalfeld	9		1		1																	
1258 Sissie Smalfeld	2		1		1																	
1259 Flora Smalfeld	11		1		1																	
1260																						
TOTALS		9	17	21	1			47	41	53	8			195								

Choctaw by blood

citizen by marriage




Census of *Choctaw* County,

Choctaw Nation, 1885

NAMES.	DESCRIPTION OF PERSONS.						OCCUPATION.	LAND. Acres under Cultivation.	LIVE STOCK.						AGRICULTURAL PRODUCTS.			MISCELLANEOUS.	
	AGE.	Male.	Female.	Indian.	White.	Colored.			No. of Horses.	No. of Mules.	No. of Cattle.	No. of Sheep.	No. of Goats.	No. of Hogs.	No. Bales of Cotton.	No. Bushels of Corn.	No. Bushels of Wheat.	No. Bushels of Oats.	OTHER INFORMATION.
1247 Total amount of Population in <i>Stoka</i> Co -		618	629	1160	90	17	Total amt - in production & stock raised	6352	2453	42	11781	866	91	14256	86	44386	500	5057	

I hereby certify that the foregoing transcript is a true and correct copy from the Original Record book now on file in my office. In witness whereof I affix the seal of the Choctaw Nation this 31st day of July 1886.
Thompson
 National Secretary
 C.N.



Choctaw Nation, 1885

LAND.	LIVE STOCK.			AGRICULTURAL PRODUCTS.				MISCELLANEOUS.			
Aeres under Cultivation.	No. of Horses.	No. of Mules.	No. of Cattle.	No. of Sheep.	No. of Goats.	No. of Hogs.	No. Bales of Cotton.	No. Bushels of Corn.	No. Bushels of Wheat.	No. Bushels of Oats.	OTHER INFORMATION.

*The Census of Jacks Fork County
of the 3rd Judicial District Choctaw
Nation taken in 1885.*

25795	INDIAN OFFICE.	1886
	Inclos: No. 14	

Census of *Jack* *For* County,

Choctaw Nation, 1885

NAMES.	AGE.	DESCRIPTION OF PERSONS.					OCCUPATION.	LAND.		LIVE STOCK.					AGRICULTURAL PRODUCTS.			MISCELLANEOUS.	
		Male.	Female.	Indian.	White.	Colored.		Acres under Cultivation.	No. of Horses.	No. of Mules.	No. of Cattle.	No. of Sheep.	No. of Goats.	No. of Hogs.	No. Bales of Cotton.	No. Bushels of Corn.	No. Bushels of Wheat.	No. Bushels of Oats.	OTHER INFORMATION.
1 Gabriel Nelson	36	1		1			Farmer	36	5		30	2	250		150				
2 Nancy Nelson	37		1	1															
3 Cellin Nelson	16		1	1															
4 Susan Nelson	14		1	1															
5 Wm Nelson	3	1		1															
6 Betty Nelson	7		1	1															
7 Wilson Nelson	7	1		1															
8 Sarlinn Hornma	26	1		1															
9 Inlaema	40		1	1					6						10				
10 Mary Hornma	30		1	1															
11 Dilila Hornma	17		1	1															
12 Charles Watson	44	1		1															
13 Thompson Watson	3	1		1															
14 James Ashford	24	1		1					8		12		75						
15 Isabelle Ashford	19		1	1															
16 Nora G. Ashford	2		1	1															
17 Frank P. Ashford	3	1		1															
18 Gording Nelson	45	1		1				20	5		24		80		250				
19 Muley Nelson	45		1	1															
20 Stephen Nelson	26	1		1															
21 Eden Nelson	13	1		1															
22 Rhoda Nelson	14		1	1															
23 Alex Holms	29	1		1															
24 Anna Holms	22		1	1															
25 Hampson Holms	2	1		1															
26 Reubin James	25	1		1				1					15						
27 Louisa James	34		1	1															
28 Allinton Robinson	24	1		1															
29 Sylvester James	24	1		1															
30 Stephen Holston	45	1		1				12	16		25	25	40		60				
31 Jocie Holston	44		1	1															
TOTALS		17	14	31				69	40		91	95	460		470				

Census of *Jacks Fork* County,

Choctaw Nation, 1885

NAMES.	AGE.	DESCRIPTION OF PERSONS.					OCCUPATION.	LAND.		LIVE STOCK.					AGRICULTURAL PRODUCTS.			MISCELLANEOUS.	
		Male.	Female.	Indian.	White.	Colored.		Acres under Cultivation.	No. of Horses.	No. of Mules.	No. of Cattle.	No. of Sheep.	No. of Goats.	No. of Hogs.	No. Bales of Cotton.	No. Bushels of Corn.	No. Bushels of Wheat.	No. Bushels of Oats.	OTHER INFORMATION.
32 Tennessee Holston	11		1	1															
33 Mysmie Holston	46		1	1															
34 Millie Holston	11		1	1															
35 Rensie Holston	12		1	1															
36 Linnie Holston	24		1	1															
37 Visie Billy	1		1	1															
38 Allen Frazier	22	1		1															
39 Delilah Frazier	28		1	1															
40 Jackson Frazier	7	1		1															
41 Nicholas Frazier	5	1		1															
42 Sbbie Frazier	11		1	1															
43 Ellwill Silister	22	1		1			1					8							
44 Enoy Silister	3		1	1															
45 Tehoyo Silister	30		1	1															
46 Mitchell Pettist	18	1		1			1	5	3										
47 Carlis Elopintobe	40	1		1															
48 Sarah Pettist	20		1	1															
49 Lizzie Pettist	19		1	1															
50 Samuel Wesley	12	1		1															
51 Grayham Anderson	37	1		1			Farmer	10	3			10		150					
52 Louisaanna Anderson	37		1	1															
53 Lissy Anderson	12		1	1															
54 Harrison Anderson	8	1		1															
55 Linnie Anderson	5		1	1															
56 Jane Anderson	4		1	1															
57 Aaron Anderson	1	1		1															
58 Hagan Benjamin	38	1		1				2						40					
59 Selina Benjamin	4		1	1															
60 Ischell Noah	38		1	1				4	2			2		20					
61 Elizium Noah	12		1	1															
TOTALS		11	19	31				16	12	3		20		210					

3- Census of *Jacks* *County*, 1885


Choctaw Nation, 1885

NAMES.	AGE.	DESCRIPTION OF PERSONS.					OCCUPATION.	LAND.		LIVE STOCK.					AGRICULTURAL PRODUCTS.				MISCELLANEOUS.
		Male.	Female.	Indian.	White.	Colored.		Acres under Cultivation.	No. of Horses.	No. of Mules.	No. of Cattle.	No. of Sheep.	No. of Goats.	No. of Hogs.	No. Bales of Cotton.	No. Bushels of Corn.	No. Bushels of Wheat.	No. Bushels of Oats.	OTHER INFORMATION.
62 Sisty Noah	15		1	1															
63 Francis Noah	14		1	1															
64 Lydie Noah	15		1	1															
65 Solomon Morrison	21	1		1			Farmer	4	1	1			10						
66 Dyahema Morrison	40		1	1															
67 Similies Morrison	3		1	1															
68 Molly Peter	22		1	1				7	2				6		35				
69 Silina Peter	5		1	1															
70 Leelin Peter	3		1	1															
71 Sampson Perry	42	1		1				9	3	2			6		50				
72 Eliza Perry	30		1	1															
73 Esther Ward	8	1		1															
74 Sally Ward	11		1	1															
75 Josiah Impson	61	1		1				25	14	8	15		50		350				
76 Suttie Impson	45		1	1															
77 Greenwood Tolson	27	1		1															
78 Elsie Impson	9		1	1															
79 John Perry	13	1		1															
80 Allie Impson	5		1	1															
81 Nelson Impson	3	1		1															
82 Isaac J. Impson	26	1		1				4	2	5			20						
83 Milvina Impson	23		1	1															
84 Spner B. Impson	1	1		1															
85 Louis Ward Cabb	35	1		1				4	10	10	10		10						
86 Harriell Cabb	29		1	1															
87 Willie Impson	19	1		1															
88 Dennis Impson	17	1		1															
89 Milton Tolson	35	1		1				14	5	14			70	1	100				
90 Edna Tolson	25		1	1															
91 Eastman Cole	13	1		1															
TOTALS		13	17	30				69	40	74	25		202	1	535				

Census of *Jacksboro* County,

Choctaw Nation, 1885

NAMES.	DESCRIPTION OF PERSONS.						OCCUPATION.	LAND.		LIVE STOCK.						AGRICULTURAL PRODUCTS.				MISCELLANEOUS.
	AGE.	Male.	Female.	Indian.	White.	Colored.		Acres under Cultivation.	No. of Horses.	No. of Mules.	No. of Cattle.	No. of Sheep.	No. of Goats.	No. of Hogs.	No. Bales of Cotton.	No. Bushels of Corn.	No. Bushels of Wheat.	No. Bushels of Oats.	OTHER INFORMATION.	
92 Batison Lewis	35	1			1		Farmer	13	1					40	1	26				
93 Nancy Lewis	16		1	1																
94 Charles Hoays	29	1			1			130	4	5			5		100				citizen by marriage	
95 Mattie Hoays	22		1	1															Choctaw by blood	
96 Alexander Hoays	3	1		1															" " "	
97 Daniel Hoays	14	1		1															" " "	
98 Joseph Garside	30	1			1		70	12	130	3		200	2	1000					citizen by marriage	
99 Mary Garside	25		1	1															Indian by blood	
100 Fannie Garside	3		1	1															" " "	
101 Benjamin Garside	1	1		1															" " "	
102 George Prazier	63	1		1			130	2	3			15	2	300					citizen by marriage	
103 Selina Prazier	46		1	1															Indian by blood	
104 Jackson Dana	35	1		1			25	9	20			10		200					" " "	
105 Louisa Dana	45		1	1															" " "	
106 Thomas Dana	17	1		1															" " "	
107 Silas Cole	18	1		1															" " "	
108 Keillin Cravatte	30		1	1															" " "	
109 Joseph Cravatte	8	1		1															" " "	
110 Silvia Cravatte	10		1	1															" " "	
111 Molsie Cravatte	20		1	1															" " "	
112 Nancy Cravatte	7		1	1															" " "	
113 Simon Patterson	54	1		1			14	21	185			84		35					" " "	
114 Mysie Patterson	52		1	1															" " "	
115 John Patterson	10	1		1															" " "	
116 Martha M ^c Gahue	30		1	1			6	9				100		600		140			citizen by marriage	
117 Geo. J. M ^c Gahue	13		1	1															" " "	
118 Ida M ^c Gahue	12		1	1															" " "	
119 Dora M ^c Gahue	8		1	1															" " "	
120 Arthur M ^c Gahue	4	1		1															" " "	
121 Walton M ^c Gahue	3	1		1															" " "	
TOTALS		15	15	28	2			402	88	356	3	534	5	2220						



Census of *Jackson* ~~Port~~ County,

Choctaw Nation, 1885

NAMES.	AGE.	DESCRIPTION OF PERSONS.					OCCUPATION.	LAND.	LIVE STOCK.					AGRICULTURAL PRODUCTS.				MISCELLANEOUS.		
		Male.	Female.	Indian.	White.	Colored.		Acres under Cultivation.	No. of Horses.	No. of Mules.	No. of Cattle.	No. of Sheep.	No. of Goats.	No. of Hogs.	No. Bales of Cotton.	No. Bushels of Corn.	No. Bushels of Wheat.	No. Bushels of Oats.	OTHER INFORMATION.	
122 Ernick McHale	8	1		1																
123 Arlington Morrison	25	1		1		Farmer	6	1												Indian by mother side Choctaw by blood
124 Francis Morrison	35		1	1																" " "
125 Alice Welch	7		1	1																" " "
126 Susan Morrison	4		1	1																" " "
127 Taylor Morrison	1	1		1																" " "
128 Elles H. Carne	28	1		1			8	1	12			25		125						" " "
129 Sizzie Carne	24		1	1																" " "
130 Julius Carne	3	1		1																" " "
131 Amanda Carne	1		1	1																" " "
132 James Willis	10	1		1																" " "
133 Simpson Byington	24	1		1																" " "
134 Harris Carne	55	1		1		"	12	20	150	20		60		100						" " "
135 Piety Carne	46		1	1																" " "
136 Rebecca Carne	13		1	1																" " "
137 Elsie Ceravath	21		1	1																" " "
138 Lena Ceravath	30		1	1																" " "
139 Gillin Jones	16		1	1																" " "
140 Simeon Jones	17	1		1																" " "
141 James Carne	12	1		1																" " "
142 Reubin Anderson	76	1		1		1	30	14	7	150	31	29		50						" " "
143 Mattie Anderson	76		1	1																" " "
144 Jacob Anderson	7	1		1																" " "
145 Bradley Baker	8	1		1																" " "
146 Wallace Byington	50	1		1			6	3	6			35		36						" " "
147 Melinda Cage	30		1	1																" " "
148 Jame Colbert	50	1		1																" " "
149 Folsom McSee	30	1		1			11	10	25			10								" " "
150 Catie McSee	12		1	1																" " "
151 George McSee	7	1		1																" " "
TOTALS		17	13	80			56	49	2	343	51	209		341						

Census of *Jackson* County,

Choctaw Nation, 1885

NAMES.	AGE.	DESCRIPTION OF PERSONS.					OCCUPATION.	LAND. Acres under Cultivation.	LIVE STOCK.						AGRICULTURAL PRODUCTS.				MISCELLANEOUS. OTHER INFORMATION.
		Male.	Female.	Indian.	White.	Colored.			No. of Horses.	No. of Mules.	No. of Cattle.	No. of Sheep.	No. of Goats.	No. of Hogs.	No. Bales of Cotton.	No. Bushels of Corn.	No. Bushels of Wheat.	No. Bushels of Oats.	
182 Reizen Anderson	8	1		1															Selected by blood
183 Andrew J. Anderson	11	1		1															" " "
184 Mattie Anderson	1		1	1															" " "
185 Calvin Anderson	38	1		1		Farmer	11	2				15		100					" " "
186 Lena Anderson	38		1	1															" " "
187 Mary Anderson	14		1	1															" " "
188 Phemie Anderson	6		1	1															" " "
189 Elizabeth Anderson	2		1	1															" " "
190 Julian Anderson	65		1	1		"	1	2	2										" " "
191 Louisa Wall	10		1	1															" " "
192 Silina Anderson	36		1	1		"		9	11	35		10							" " "
193 Austen Moore	15	1		1															" " "
194 Josephine Anderson	7	1		1															" " "
195 Jackman Anderson	5	1		1															" " "
196 Melvina Anderson	1		1	1															" " "
197 William King Sr.	41	1		1		"	50	10	2	500		50							Known as Billy King
198 Sophia King	42		1	1															
199 Sarah King	15		1	1															
200 Eliza Read	17		1	1															
201 William King Jr.	12	1		1															
202 Josephine King	8	1	1	1															
203 Joshua Reid	12	1		1															
204 Wm Colbert	45	1		1		"	2	5						5					Chickasaw
205 Martha Colbert	38		1	1															
206 Ellis Colbert	16	1	1	1															
207 Gibson Colbert	12	1		1															
208 Alexander R. Colbert	10	1		1															
209 Oliver M. Colbert	8	1		1															
210 Edwin Wall	46	1		1				3	11			30		20					
211 Agnis Wall	34		1	1															
TOTALS			15	15	80		50	81	522	35		105		125					

NAMES.	AGE.	DESCRIPTION OF PERSONS.					OCCUPATION.	LAND.	LIVE STOCK.					AGRICULTURAL PRODUCTS.				MISCELLANEOUS.		
		Male.	Female.	Indian.	White.	Colored.		Acres under Cultivation.	No. of Horses.	No. of Mules.	No. of Cattle.	No. of Sheep.	No. of Goats.	No. of Hogs.	No. Bales of Cotton.	No. Bushels of Corn.	No. Bushels of Wheat.	No. Bushels of Oats.	OTHER INFORMATION.	
212 Samuel Wall	13	1		1																
213 Sandy Wall	6	1		1																
214 Thomas Wall	4	1		1																
215 Siner Wall	3		1	1																
216 Louis Carue	29	1		1		Farmer				4			10							
217 Sarah Carue	7		1	1																
218 Willie Carue	4		1	1																
219 Elsie Carue	2		1	1																
220 Bertlett Anderson	40	1		1		"	11	2				6		30						
221 Silvia Anderson	30		1	1										3						
222 Norton Anderson	14	1		1																
223 Lena Anderson	7		1	1																
224 Missie Anderson	4		1	1																
225 Sally and Hotabe	30		1	1																
226 Sally Hotabe Jr	1		1	1																
227 Jesse Yotah	30	1		1		"	15	13				100		40						
228 Belsie Yotah	30		1	1																
229 Joshua Yotah	11	1		1																
230 Spinner Polota	14	1		1																
231 Simpson Adkins	15	1		1																
232 Amos Jones	22	1		1																
233 Susan B. Jones	21		1	1																
234 John Carney	25	1		1		"	6		24	25	3		50	325						
235 Isabella Carney	3		1	1																
236 Rasin Kincaid	26	1		1			4		11											
237 Melina Kincaid	39		1	1																
238 Joel Morris	23	1		1					1											
239 Newbie Morris	40		1	1																
240 Susan Morris	12		1	1																
241 Edmund Anderson	50	1		1		"	22	20		40	33	8	30	200						
TOTALS		15	13	30				58	37	69	42	14	190	575						

Choctaw by blood

" " "

" " "

" " "

" " "

" " "

" " "

" " "

" " "

" " "

" " "

" " "

" " "

" " "

" " "

" " "

" " "

" " "

" " "

" " "


" " "

" " "

Census of *Jacks Fork* County,

Choctaw Nation, 1885

NAMES.	AGE.	DESCRIPTION OF PERSONS.					OCCUPATION.	LAND.	LIVE STOCK.					AGRICULTURAL PRODUCTS.				MISCELLANEOUS.	
		Male.	Female.	Indian.	White.	Colored.		Acres under Cultivation.	No. of Horses.	No. of Mules.	No. of Cattle.	No. of Sheep.	No. of Goats.	No. of Hogs.	No. Bales of Cotton.	No. Bushels of Corn.	No. Bushels of Wheat.	No. Bushels of Oats.	OTHER INFORMATION.
242 Nancy Anderson	44	1	1																Choctaw by blood
243 Steward Anderson	14	1																	" " "
244 Crawford Anderson	17	1																	" " "
245 Winnie Anderson	8		1																" " "
246 Silas Jones	51	1				Farmer	3	5	10			50							" " "
247 Martha Jones	21		1																" " "
248 Rennis Jones	2		1																" " "
249 James Turner	22	1				"	10	6	50			50	1	120					" " "
250 Silie Turner	50		1																" " "
251 Rhoda Turner	6		1																" " "
252 Morgan Cole	40	1					10	5	20			20	1	50					" " "
253 Charles S. Cole	2		1																" " "
254 James Hudson	38	1				"	18	4	20			20		60					" " "
255 Mary Jane Cole	30		1																" " "
256 Rebecca Hudson	17		1																" " "
257 Wilson Hudson	14		1																" " "
258 Insi Hudson	12		1																" " "
259 Selina Hudson	10		1																" " "
260 Elizabeth Hudson	8		1																" " "
261 Leuberson Hudson	14		1																" " "
262 Allen Cole	34		1																" " "
263 Selina Cole	20		1																" " "
264 Alisa Campbell	40		1				1	1											" " "
265 Daniel Miller	30		1					4				20							" " "
266 Sally Miller	28		1																" " "
267 Havis Miller	6		1																" " "
268 Alexon McCarson	35		1				2					14							" " "
269 Phebe McCarson	28		1																" " "
270 John McCarson	9		1																" " "
271 Sibbie Hudson	4		1																" " "
TOTALS		14	16	30			44	25	102			176	1	260					



Census of *Jacks Fork* County,

Choctaw Nation, 1885.

NAMES.	DESCRIPTION OF PERSONS.						OCCUPATION.	LAND.		LIVE STOCK.					AGRICULTURAL PRODUCTS.				MISCELLANEOUS.
	AGE.	Male.	Female.	Indian.	White.	Colored.		Acres under Cultivation.	No. of Horses.	No. of Mules.	No. of Cattle.	No. of Sheep.	No. of Goats.	No. of Hogs.	No. Bales of Cotton.	No. Bushels of Corn.	No. Bushels of Wheat.	No. Bushels of Oats.	OTHER INFORMATION.
<i>Wagon John</i>	30	1		1															
272 <i>Layman Simpity</i>	42	1		1			20	3					35						
273 <i>Wancy Simpity</i>	38		1	1			12	7											<i>Choctaw by blood</i>
274 <i>James Simpity</i>	14	1		1															" " "
275 <i>Marlin Simpity</i>	8	1		1															" " "
276 <i>Susan Simpity</i>	3		1	1															" " "
277 <i>Lewette Simpity</i>	6	1		1															" " "
278 <i>Julia Dirant</i>	45		1	1			10	1				22		8					" " "
279 <i>Josen Battiest</i>	44	1		1			10	2				7		30					" " "
280 <i>Isabelle Battiest</i>	35		1	1															" " "
281 <i>Wm Fletcher</i>	34	1		1			12	10		40	30	50		40					" " "
282 <i>Oliza Fletcher</i>	32		1	1															" " "
283 <i>Amanda Fletcher</i>	15		1	1															" " "
284 <i>Emeline Fletcher</i>	10		1	1															" " "
285 <i>Joseph Fletcher</i>	2	1		1															" " "
286 <i>Barnette Fletcher</i>	1	1		1															" " "
287 <i>Noel Harrison</i>	25	1		1															" " "
288 <i>Susan Harrison</i>	30		1	1															" " "
289 <i>Cullin Fletcher</i>	45		1	1															" " "
290 <i>Lucinda Fletcher</i>	13		1	1															" " "
291 <i>Ainos Harrison</i>	8	1		1															" " "
292 <i>James Harrison</i>	2	1		1															" " "
293 <i>Sophia Harrison</i>	3		1	1															" " "
294 <i>Martin Fisher</i>	47	1		1															" " "
295 <i>Aaron Peter</i>	28	1		1									10	5					<i>Choctaw by marriage</i>
296 <i>Lizzie Peter</i>	18		1	1			7	6											<i>Choctaw by blood</i>
297 <i>Ananda Peter</i>	7		1	1															" " "
298 <i>Edward Frazier</i>	27	1		1			9	2	8			12		10					" " "
299 <i>Visa Frazier</i>	26		1	1															" " "
300 <i>Sarah Frazier</i>	5		1	1															" " "
301 <i>Susan Frazier</i>	2		1	1															" " "
TOTALS	15	16	29	1			90	31	148	30	136	93							

NAMES.	DESCRIPTION OF PERSONS.					OCCUPATION.	LAND.	LIVE STOCK.					AGRICULTURAL PRODUCTS.				MISCELLANEOUS.		
	AGE.	Male.	Female.	Indian.	White.		Colored.	Acres under Cultivation.	No. of Horses.	No. of Mules.	No. of Cattle.	No. of Sheep.	No. of Goats.	No. of Hogs.	No. Bales of Cotton.	No. Bushels of Corn.	No. Bushels of Wheat.	No. Bushels of Oats.	OTHER INFORMATION.
303 Sophia John	19		1	1															Ind- by blood
304 Geo John	8		1	1															" " "
305 Ida John	1		1	1															" " "
306 Listie John	40		1	1			43	12		20	18		30						" " "
307 Henry John	14		1	1															" " "
308 Albert John	12		1	1															" " "
309 Wm Simpson	63		1	1			50	8		115	80		50						" " "
310 Louisa Simpson	50		1	1															" " "
311 Ida Simpson	4		1	1															" " "
312 Sally Anderson	14		1	1															" " "
313 Dainty Anderson	10		1	1															" " "
314 Nicholas Anderson	20		1	1															" " "
315 Lula Penn	40		1	1				2					3		20				" " "
316 Missie Penn	6		1	1															" " "
317 Silas James	25		1	1															" " "
318 Wilson Robert	25		1	1			11	1					3						" " "
319 Tennessee Robert	25		1	1															" " "
320 Lima Robert	4		1	1															" " "
321 Lola Robert	5		1	1															" " "
322 Lencie Robert	3		1	1															" " "
323 Lilliett Robert	4		1	1															" " "
324 Nixon Lewis	45		1	1			8	8					21						" " "
325 Lucy Lewis	46		1	1															" " "
326 James Lewis	15		1	1															" " "
327 Isabelle Lewis	9		1	1															" " "
328 Jane Lewis	13		1	1															" " "
329 Jacob Lewis	5		1	1															" " "
330 Wallace Benjamin	29		1	1			1	1					15						" " "
331 Vina Benjamin	25		1	1															" " "
332 Ben Benjamin	14		1	1															" " "
TOTALS		14	16	30			106	31		135	98		123		20				

NAMES.	DESCRIPTION OF PERSONS.						OCCUPATION.	LAND.	LIVE STOCK.						AGRICULTURAL PRODUCTS.				MISCELLANEOUS.
	AGE.	Male.	Female.	Indian.	White.	Colored.		Acres under Cultivation.	No. of Horses.	No. of Mules.	No. of Cattle.	No. of Sheep.	No. of Goats.	No. of Hogs.	No. Bales of Cotton.	No. Bushels of Corn.	No. Bushels of Wheat.	No. Bushels of Oats.	OTHER INFORMATION.
333 Thomas Tapa	34	1	1				Farmer	3	3										Choctaw by blood
334 Sis Tapa	18		1	1									9						" " "
335 Visa Tapa	7		1	1															" " "
336 Bartineus Tapa	5	1		1															" " "
337 Joseph Hatabe	30	1		1			"	1	1				2						" " "
338 Molly Hatabe	25		1	1															" " "
339 Lilus Hatabe	7		1	1															" " "
340 Molly Hatabe Jr.	7 ^m		1	1															" " "
341 James Look	60	1		1			"	2	2				3						" " "
342 Mylis Look	30		1	1															" " "
343 Nana Yoke	60		1	1			"	2					2						" " "
344 Simon Prazier	37	1		1			"	2					32						" " "
345 Isan Prazier	30		1	1															" " "
346 Katie Prazier	11		1	1															" " "
347 Essie Prazier	2		1	1															" " "
348 Lynie Prazier	1		1	1															" " "
349 John Gibson	67	1		1			"	1	2	2									" " "
350 Oklahona Gibson	30		1	1															" " "
351 James Gibson	8	1		1															" " "
352 Mylies Gibson	24	1		1															" " "
353 Lewis Gibson	1	1		1															" " "
354 John Wesley	29	1		1			"	1	3										" " "
355 Silvia Wesley	20		1	1															" " "
356 Solomon Wesley	18	1		1															" " "
357 Christopher Moore	19	1		1			"	1		11		8							" " "
358 Lizzie Moore	17		1	1															" " "
359 Jesse Bond	48	1		1			"	14	3	7	6	45		150					" " "
360 David Bond	15	1		1															" " "
361 Mary Bond	35		1	1															" " "
362 Henry Bond	13	1		1															" " "
TOTALS		15	15	30				27	14	13	6	122		150					


25

Census of *Jackson* County,

Choctaw Nation, 1885

26

NAMES.	DESCRIPTION OF PERSONS.						OCCUPATION.	LAND.	LIVE STOCK.						AGRICULTURAL PRODUCTS.				MISCELLANEOUS.
	AGE.	Male.	Female.	Indian.	White.	Colored.		Acres under Cultivation.	No. of Horses.	No. of Mules.	No. of Cattle.	No. of Sheep.	No. of Goats.	No. of Hogs.	No. Bales of Cotton.	No. Bushels of Corn.	No. Bushels of Wheat.	No. Bushels of Oats.	OTHER INFORMATION
363 Calvin Bond	8	1		1															Choctaw by blood
364 Cornelius Bond	6	1		1															" " "
365 Edna Bond	3		1	1															" " "
366 Elias Bond	1	1		1															" " "
367 J. G. Hewett	38	1			1		Farmers	35	5	75		150							citizen by marriage
368 Etna Hewett	23		1	1															Indian by blood
369 Hattie Hewett	7		1	1															" " "
370 Louisa Hewett	4		1	1															" " "
371 Mary Hewett	2		1	1															" " "
372 Leman Solomon	48	1		1			"	7	4			20							" " "
373 Mary Solomon	25		1	1															" " "
374 Lucy Solomon	6		1	1															" " "
375 Wm Solomon	4	1		1															" " "
376 John Solomon	1	1		1															" " "
377 Levina	32		1	1								13							" " "
378 Ellis Carr	5	1		1															" " "
379 Willis	3	1		1															" " "
380 Amos Carr	1	1		1															" " "
381 Wm Impson Jr	13	1		1						10									" with J. C. H. "
382 Nathaniel Folsom	54	1		1			"	2	4	9		40	20						" " "
383 Annand Folsom	47		1	1															" " "
384 Lizzie Folsom	14		1	1															" " "
385 Tennessee Folsom	13		1	1															" " "
386 King Folsom	5	1		1															" " "
387 Mary Folsom	2		1	1															" " "
388 Charles Holm	35	1		1			"	1	2					1					" " "
389 Agnis Holmes	35		1	1															" " "
390 Edmund Holm	5	1		1															" " "
391 Leeton Noabe	35	1		1			"	13	5	1		14							" " "
392 Mary Noabe	35		1	1															" " "
TOTALS		15	15	29	1			58	14	4	25	137	21						



Census of *Jacks Fork* County,

Choctaw Nation, 1885

		DESCRIPTION OF PERSONS.						LAND.	LIVE STOCK.						AGRICULTURAL PRODUCTS.				MISCELLANEOUS.	
NAMES.	AGE.	Male.	Female.	Indian.	White.	Colored.	OCCUPATION.	Acres under Cultivation.	No. of Horses.	No. of Mules.	No. of Cattle.	No. of Sheep.	No. of Goats.	No. of Hogs.	No. Bales of Cotton.	No. Bushels of Corn.	No. Bushels of Wheat.	No. Bushels of Oats.	OTHER INFORMATION.	
393	<i>Sinia</i>	<i>Noabe</i>	13	/	/															<i>Choctaw by blood</i>
394	<i>Willie</i>	<i>Holmes</i>	14	/	/															" " "
395	<i>Isaac R.</i>	<i>Holmes</i>	12	/	/															" " "
396	<i>James</i>	<i>Noabe</i>	4	/	/															" " "
397	<i>Jincy</i>	<i>Noabe</i>	3	/	/															" " "
398	<i>Alfred</i>	<i>Noabe</i>	3	/	/															" " "
399	<i>Billy</i>	<i>Jones</i>	30	/	/		<i>Farmer</i>	1								8				" " "
400	<i>Phebe</i>	<i>Jones</i>	18	/	/															" " "
401	<i>Sarah</i>	<i>Jones</i>	1	/	/															" " "
402	<i>Jeannick</i>		17	/	/				2											" " "
403	<i>Reubin</i>	<i>Cole</i>	25	/	/			3	3	2						52				" " "
404	<i>Lilie</i>	<i>Colbert</i>	35	/	/				2											" " "
405	<i>Polly</i>	<i>Colbert</i>	10	/	/															" " "
406	<i>Lezana</i>	<i>Colbert</i>	4	/	/															" " "
407	<i>Charles</i>	<i>Colbert</i>	11	/	/															" " "
408	<i>Jane</i>		40	/	/				3					21						" " "
409	<i>Lennil</i>	<i>Bacon</i>	19	/	/															" " "
410	<i>Silvia</i>	<i>Peter</i>	15	/	/															" " "
411	<i>Jane</i>	<i>Latak</i>	15	/	/															" " "
412	<i>Sarah</i>	<i>Latak</i>	16	/	/															" " "
413	<i>Moses</i>	<i>Boone</i>	49	/	/			8	2					1		1				" " "
414	<i>Nancy</i>	<i>Boone</i>	40	/	/															" " "
415	<i>Simon</i>	<i>Boone</i>	20	/	/															" " "
416	<i>Reizin</i>	<i>Boone</i>	16	/	/															" " "
417	<i>Sophia</i>	<i>Boone</i>	13	/	/															" " "
418	<i>Eastman</i>	<i>Boone</i>	10	/	/															" " "
419	<i>Harrison</i>	<i>Boone</i>	5	/	/															" " "
420	<i>Benjamin</i>	<i>Murphy</i>	27	/	/			11	3	1										" " "
421	<i>Mary</i>	<i>Murphy</i>	24	/	/															" " "
422	<i>Josephina</i>	<i>Murphy</i>	3	/	/															" " "
TOTALS		<i>Carried forward</i>	15	15	30			26	15	3				21		59				

25

Census of *Jacks Fork* County,

Choctaw Nation, 1885

30

NAMES.	AGE.	DESCRIPTION OF PERSONS.					OCCUPATION.	LAND.		LIVE STOCK.					AGRICULTURAL PRODUCTS.			MISCELLANEOUS.	
		Male.	Female.	Indian.	White.	Colored.		Acres under Cultivation.	No. of Horses.	No. of Mules.	No. of Cattle.	No. of Sheep.	No. of Goats.	No. of Hogs.	No. Bales of Cotton.	No. Bushels of Corn.	No. Bushels of Wheat.	No. Bushels of Oats.	OTHER INFORMATION.
423 Kateyotobe	83	1		1			Farmer	17		3	5		10		20				Choctaw by blood
424 Jincy	35		1	1															" " "
425 Betis	24		1	1															" " "
426 Sinai	18		1	1															" " "
427 Thompson	20	1		1															" " "
428 Wis Bean	13	1		1															" " "
429 Susan	11		1	1															" " "
430 Johnson	6	1		1															" " "
431 Elton	4	1		1															" " "
432 Lewis	2	1		1															" " "
433 Riman Gable	25	1		1			"	2	1				10						" " "
434 Johnson	15	1		1															" " "
435 Lizzie	14		1	1															" " "
436 Ha Howe	55						"	13	5				30		13				" " "
437 Sinai	23		1	1															" " "
438 Henry Frazier	35	1		1			"	1	2				5						" " "
439 Lucy Frazier	30		1	1															" " "
440 Willie Frazier	11	1		1															" " "
441 Jacob Frazier	4	1		1															" " "
442 Maryann Frazier	11		1	1															" " "
443 Simon	27	1		1			"	7	2	1			2						" " "
444 Minie	50		1	1															" " "
445 Selian	1		1	1															" " "
446 Billy William	49	1		1			"	25	4				11		30				" " "
447 Emma William	45		1	1															" " "
448 Joseph William	12	1		1															" " "
449 Ball William	7	1		1															" " "
450 Elizabeth William	6		1	1															" " "
451 Check William	5	1		1															" " "
452 Billy William Jr	1	1		1															" " "
TOTALS		17	12	30				45	14	4			28		65				

Census of *Jacks Fork* County,

Choctaw Nation, 1885

NAMES.	AGE.	DESCRIPTION OF PERSONS.					OCCUPATION.	LAND.		LIVE STOCK.					AGRICULTURAL PRODUCTS.				MISCELLANEOUS.
		Male.	Female.	Indian.	White.	Colored.		Acres under Cultivation.	No. of Horses.	No. of Mules.	No. of Cattle.	No. of Sheep.	No. of Goats.	No. of Hogs.	No. Bales of Cotton.	No. Bushels of Corn.	No. Bushels of Wheat.	No. Bushels of Oats.	OTHER INFORMATION.
453 Isaac Burriss	53	1		1			Farmer	40	2	30	40	40		40					<i>Abandoned by flood</i>
454 Caliza Burriss	41		1	1															" " "
455 Sophia John	19		1	1															" " "
456 Green M. Gue	12	1		1															" " "
457 Peter Ward	60		1	1					7			10							" " "
458 Lymie Ward	20		1	1															" " "
459 Elizabeth Ward	14		1	1															" " "
460 Charles Ward	6	1		1															" " "
461 Walton Ward	1	1		1															" " "
462 Solomon Baker	51	1		1			"	4	1			20		200					" " "
463 Maryann Baker	15		1	1															" " "
464 Robert Baker	4	1		1															" " "
465 Wilbur O. Moore	40	1		1			"	2	4			20		40					" " "
466 Francis Moore	10		1	1															" " "
467 Elton Moore	3	1		1															" " "
468 Andrew Moore	3	1		1															" " "
469 Gibson Moore	7	1		1															" " "
470 Dennis Colbert	25	1		1			"	1	5										" " "
471 Margaret Colbert	30		1	1															" " "
472 Morris Impson	34	1		1			"	16	10	30	20	50		100					" " "
473 Sinai Impson	40		1	1															" " "
474 Lemuel Impson	15	1		1															" " "
475 Isaac Impson	13	1		1															" " "
476 Louis Impson	13	1		1															" " "
477 Sim Cole	30	1		1			"	10	1			3		40					" " "
478 Nancy Cole	32		1	1															" " "
479 Sinai Billy	27		1	1															" " "
480 Benjamin Baker	55	1		1				11	2	115		30		180					" " "
481 Selina Baker	40		1	1															" " "
482 Joseph Moore	6	1		1															" " "
TOTALS		18	12	30				84	32	175	40	173		590					

NAMES.	DESCRIPTION OF PERSONS.						OCCUPATION.	LAND.		LIVE STOCK.						AGRICULTURAL PRODUCTS.				MISCELLANEOUS.
	AGE.	Male.	Female.	Indian.	White.	Colored.		Acres under Cultivation.	No. of Horses.	No. of Mules.	No. of Cattle.	No. of Sheep.	No. of Goats.	No. of Hogs.	No. Bales of Cotton.	No. Bushels of Corn.	No. Bushels of Wheat.	No. Bushels of Oats.	OTHER INFORMATION.	
488 Samuel B. Morre	6	1																	Choctaw by blood	
484 Gabriel Cole	40	1						1					10						" " "	
485 Elizabeth Cole	15		1																" " "	
486 Willie Cole	13			1															" " "	
487 Taylor Cole	12			1															" " "	
488 Sinai Cole	9			1															" " "	
489 Wesley Jones	30	1						5	8				45		20				" " "	
490 Collin James	4			1															" " "	
491 Willie Trazier	12			1															" " "	
492 Oron Wade	40	1																	" " "	
493 Joseph William	6			1															" " "	
494 Louisa Anna	46		1					8	5	100	20		80						" " "	
495 Silvia	10			1															" " "	
496 Lydia	35			1															" " "	
497 Sutee	11			1															" " "	
498 John Baker	30	1						10	6	2			8						" " "	
499 Lillian	2			1															" " "	
500 Missie Baker	28			1															" " "	
501 Jane Baker	8			1															" " "	
502 Logan Baker	30	1						8	1	2			35		40				" " "	
503 Mary Baker	25			1															" " "	
504 Vina Baker	5			1															" " "	
505 Silvie Baker	8			1															" " "	
506 Sinai Baker	1			1															" " "	
507 Willis Hotera	20	1																	" " "	
508 Hannah Keapon	35			1				5	5	1	24		12		2				" " "	
509 Elsie Keapon	22			1															" " "	
510 Betsey Keapon	18			1															" " "	
511 Solomon Keapon	13	1																	" " "	
512 Eliza Ann Keapon	4			1															" " "	
TOTALS		13	17	30				42	25	105	44		190		67					

NAMES.	AGE.	DESCRIPTION OF PERSONS.					OCCUPATION.	LAND.		LIVE STOCK.					AGRICULTURAL PRODUCTS.			MISCELLANEOUS.	
		Male.	Female.	Indian.	White.	Colored.		Acres under Cultivation.	No. of Horses.	No. of Mules.	No. of Cattle.	No. of Sheep.	No. of Goats.	No. of Hogs.	No. Bales of Cotton.	No. Bushels of Corn.	No. Bushels of Wheat.	No. Bushels of Oats.	OTHER INFORMATION.
513 Benjamin Wade	35	1		1				6	2		10		2						Choctaw by blood
514 Rhoda Wade	45		1	1															" " "
515 Lucy Wade	18		1	1															" " "
516 Sibert Wade	9		1	1															" " "
517 John Wade	8		1	1															" " "
518 Abner Morris	1		1	1															" " "
519 Robinson Anderson	38	1		1		Farmer		10	3	2				40					" " "
520 Apelatoke	40	1		1															" " "
521 Ahouma	50		1	1															" " "
522 Etua	13		1	1															" " "
523 Cebele	25		1	1															" " "
524 Silanna	30		1	1				1	1										" " "
525 Sinai	10		1	1															" " "
526 Rhoda	35		1	1															" " "
527 J. M. Perry	36	1		1		"		6	10	30	25	2	5	50					" " "
528 Susan Perry	49		1	1															" " "
529 Jefferson Billy	18	1		1															" " "
530 Abel Noah	33	1		1		"		12	3	16		20		10					" " "
531 Lucy Noah	38		1	1															" " "
532 Susan Noah	12		1	1															" " "
533 Alexander Noah	4	1		1				5											" " "
534 Wallace Noah	1	1		1															" " "
535 Frank D. Forbis	48	1		1		"		19	8	6	31	85		220		25			" " "
536 Lytle Forbis	38		1	1															" " "
537 Norma Forbis	4	1		1															" " "
538 Benjamin Forbis	2	1		1															" " "
539 Cornilius	18	1		1															" " "
540 Simon J. Watson	36	1		1		"		23	15	7		100	175	175		2			" " "
541 Lucy Watson	25		1	1															" " "
542 Byington Watson	1	1		1															" " "
TOTALS		17	13	30				97	42	61	76	2	208	495		27			

NAMES.	AGE.	DESCRIPTION OF PERSONS.					OCCUPATION.	LAND.		LIVE STOCK.					AGRICULTURAL PRODUCTS.				MISCELLANEOUS.	
		Male.	Female.	Indian.	White.	Colored.		Acres under Cultivation.	No. of Horses.	No. of Mules.	No. of Cattle.	No. of Sheep.	No. of Goats.	No. of Hogs.	No. Bales of Cotton.	No. Bushels of Corn.	No. Bushels of Wheat.	No. Bushels of Oats.	OTHER INFORMATION.	
343 Nancy Watson	12		1	1																
344 Lumb Greenwood	57	1					Farmer	24	5	4	2		30							choctaw by blood
345 Cate Greenwood	45		1	1																" " "
346 Eli Greenwood	24	1		1																" " "
347 Allen Greenwood	8	1		1																" " "
348 Myrtle Greenwood	3	1		1																" " "
349 Enos Carre	50	1		1			"	16	3	2			30							" " "
350 Rhoda Carre	2		1	1																" " "
351 Carressa Carre	34		1	1																" " "
352 Joseph Martintobe	18	1		1			"	16	3	2			30	20						" " "
353 Eric Martintobe	18		1	1																" " "
354 Jackman Martintobe	1	1		1																" " "
355 Pernisa	50	1		1					3											" " "
356 Viny Parnisa	35		1	1																" " "
357 Mitchell Parnisa	20	1		1																" " "
358 James Parnisa	15	1		1																" " "
359 Frasca Willis	50	1		1				5	6	3			50							" " "
360 Susan Willis	22		1	1																" " "
361 Elsy Willis	8		1	1																" " "
362 Peter Billy	25	1		1				2					15	1						" " "
363 Jane Billy	22		1	1																" " "
364 Norman Bettist	4	1		1				3	4				45							" " "
365 Martha Bettist	38		1	1																" " "
366 Lizzie	13		1	1																" " "
367 Samuel Felemachobe	2	1		1																" " "
368 Sarah	50		1	1																" " "
369 Lyle Achahobe	20		1	1																" " "
370 John Worcis	34	1		1				5	2				10	5						" " "
371 Betsie Worcis	7		1	1																" " "
372 Edmund William	32	1		1																" " "
TOTALS.		16	14	30				64	27	11			210	23						

Census of *Jacks Fork* County,

Choctaw Nation, 1885

NAMES	AGE	DESCRIPTION OF PERSONS					OCCUPATION	LAND		LIVE STOCK					AGRICULTURAL PRODUCTS				MISCELLANEOUS	
		Male	Female	Indian	White	Colored		Acres under Cultivation	No. of Horses	No. of Mules	No. of Cattle	No. of Sheep	No. of Goats	No. of Hogs	No. Bales of Cotton	No. Bushels of Corn	No. Bushels of Wheat	No. Bushels of Oats	OTHER INFORMATION	
603 Maryann Patterson	6		1																	
604 James Patterson	2		1																	
605 Brown Wilson	35		1			Farmer	97	24	100				300	7	180					Choctaw by blood
606 Lillis Wilson	50		1																	
607 Lelisty Wilson	22		1																	
608 Sinai Wilson	14		1																	
609 Thomas Wilson	5		1																	
610 Dixon Billy	38		1				3	1	3				50		2					
611 Nancy Billy	18		1												70					
612 Wesley Billy	26		1				10	1												
613 Eliza Billy	28		1																	
614 Elizabeth Billy	18		1																	
615 Agnis Billy	13		1																	
616 Elapotabe	75		1				15	6	50				150	1	110					
617 Mehgotema	33		1																	
618 Sophia	15		1																	
619 Charles Jefferson	13		1																	
620 Molsie	4		1																	
621 Johnson	1		1																	
622 Albert Thomas	27		1						1											
623 Isaac Choat	24		1				5	1	7				14		12					
624 Silvia Choat	26		1																	
625 Susan Choat	5		1																	
626 Harris William	30		1				15	28	90				320		140					
627 Selina William	37		1																	
628 Simeon Wesley	14		1																	
629 Quincy Lewis	17		1																	
630 Jackson Came	5		1																	
631 Nelson Wesley	20		1																	
632 Listie Wesley	18		1																	
TOTALS		14	16	30			140	47	224				834	8	512					



43

Census of Jones County,

Choctaw Nation, 1885

44

NAMES.	AGE.	DESCRIPTION OF PERSONS.					OCCUPATION.	LAND.	LIVE STOCK.					AGRICULTURAL PRODUCTS.			MISCELLANEOUS.	
		Male.	Female.	Indian.	White.	Colored.		Acres under Cultivation.	No. of Horses.	No. of Mules.	No. of Cattle.	No. of Sheep.	No. of Goats.	No. of Hogs.	No. Bales of Cotton.	No. Bushels of Corn.	No. Bushels of Wheat.	No. Bushels of Oats.
633 Barfield Willis	28	1		1			Farmer	8	4	6			40		50			Choctaw by blood
634 Susan Willis	28		1															" " "
635 Kennedy Lawrence	26	1		1			"	20	10	30		36						" " "
636 Prince Lawrence	25		1															" " "
637 Willis Lawrence	6	1																" " "
638 Betsie	17		1															" " "
639 Robinson Winston	23	1		1														" " "
640 Noel Harrison	28	1						4	5	60			40		100			" " "
641 Susan Harrison	30		1															" " "
642 Gillin Fletcher	14		1															" " "
643 Lucinda Folsom	13		1															" " "
644 Anna Harrison	5	1																" " "
645 Jane Harrison	3		1															" " "
646 Sophy Harrison	2		1															" " "
647 David Standford	48	1		1				2	5				5					" " "
648 Betsie Standford	13		1															" " "
649 Marron Standford	18		1															" " "
650 Morris Hubert	13	1		1														" " "
651 Noel Wright	31	1		1				8	1				50		60			" " "
652 Nymie Wright	22		1															" " "
653 Susanna Wright	2		1															" " "
654 Edward James	9	1		1														" " "
655 Polly Seffore	66		1					4	10	15		30		20				" " "
656 Anderson William	16	1		1														" " "
657 Simon Beames	40	1		1				8		4			55		20			" " "
658 Ellen Beames	50		1															" " "
659 Norris Durand	50	1		1				6	1				80		10			" " "
660 Sarah Durand	18	1		1														" " "
661 Clayton Durand	12	1		1														" " "
662 Jones Wilkins	20	1		1					2				2					" " "
TOTALS		16	14	30				47	41	114			338		260			

45 Census of *Jacks Fork* County,

Choctaw Nation, 1885. H.C.

NAMES.	AGE.	DESCRIPTION OF PERSONS.					OCCUPATION.	LAND.	LIVE STOCK.						AGRICULTURAL PRODUCTS.				MISCELLANEOUS.		
		Male.	Female.	Indian.	White.	Colored.		Acres under Cultivation.	No. of Horses.	No. of Mules.	No. of Cattle.	No. of Sheep.	No. of Goats.	No. of Hogs.	No. Bales of Cotton.	No. Bushels of Corn.	No. Bushels of Wheat.	No. Bushels of Oats.	OTHER INFORMATION.		
663 Anna Wilkin	18	1	1																		
664 Eliza Wilkin	2	1	1																		Choctaw by blood
665 Shematecha	40	1	1			Farmer	7	3	7			100		25							" " "
666 Anos Camp	32	1	1																		" " "
667 Benson Camp	10	1	1																		" " "
668 Marjan Camp	8	1	1																		" " "
669 Susan Camp	6	1	1																		" " "
670 Mary Camp	3	1	1																		" " "
671 Willis Camp	6	1	1																		" " "
672 Jiney	20	1	1																		" " "
673 Silie	1	1	1																		" " "
674 Stephen Hartin	35	1	1				8	17	8			14		50							" " "
675 Betae Hartin	37	1	1																		" " "
676 Melissa Wilson	18	1	1																		" " "
677 Logan James	28	1	1					2				4									" " "
678 Louisa James	45	1	1																		" " "
679 Allenton Robinson	23	1	1																		" " "
680 Silvia James	22	1	1																		" " "
681 David C. Noah	40	1	1				12	7	17			20		35							" " "
682 Rogers D. Noah	8	1	1																		" " "
683 Aaron Wilson	45	1	1				10	11	11	8		4		30							" " "
684 Sally Wilson	45	1	1																		" " "
685 Alice Wilson	17	1	1																		" " "
686 Sukee James	17	1	1																		" " "
687 James Carnu	11	1	1																		" " "
688 Transna Bettist	48	1	1				8	3						40							" " "
689 Ellen Bettist	44	1	1																		" " "
690 John Wilson	13	1	1																		" " "
691 Julia Wilson	9	1	1																		" " "
692 Sinsy Camp	20	1	1																		" " "
TOTALS		14	16	30			45	34	36	5		144		170							

Census of *Jacks Fork* County,

Choctaw Nation, 1885

NAMES.	AGE.	DESCRIPTION OF PERSONS.					OCCUPATION.	LAND.	LIVE STOCK.						AGRICULTURAL PRODUCTS.				MISCELLANEOUS.
		Male.	Female.	Indian.	White.	Colored.		Acres under Cultivation.	No. of Horses.	No. of Mules.	No. of Cattle.	No. of Sheep.	No. of Goats.	No. of Hogs.	No. Bales of Cotton.	No. Bushels of Corn.	No. Bushels of Wheat.	No. Bushels of Oats.	OTHER INFORMATION.
693 Wiley	35	1	1																
694 Thomas Parrish	37	1	1			Farmer	4	5	7	30			25						Choctaw by blood
695 Louisiana Parrish	30	1	1																" " "
696 Lius Parrish	10	1	1																" " "
697 Robert Parrish	6	1	1																" " "
698 Daniel Drew	10	1	1																" " "
699 Suttie Beams	80	1	1																" " "
700 Mary Joel	60	1	1																" " "
701 Choponta	55	1	1																" " "
702 Sinai Elam	7	1	1																" " "
703 Charles Elam	11	1	1																Robinson Anderson Family
704 Essie	4	1	1				15	5											Property of Isaac J. Miller of Leander
Previous amt		5	7	12			14	10	7	30			75						" " "
Total amount =		348	349	680	6	1	1825	266	4	2992	500	25	5412	8	8875				167
		348	346	697	6	1	1844	276	4	2992	507	25	5442	8	8900				167

Previous amt

Total amount =

Previous amt =

Total amount =

I hereby certify that above and
and correct copy from the
on file in my office

foregoing transcript is a true
original Record book now
this the 30th day of July 1886,
In witness hereto I affixed the
Seal of the Choctaw Nation

Thompson M. Kinney
National Secretary
Choctaw Nation.

Choctaw Nation, 1885

LAND.	LIVE STOCK.						AGRICULTURAL PRODUCTS.				MISCELLANEOUS.	
Acres under Cultivation.	No. of Horses.	No. of Mules.	No. of Cattle.	No. of Sheep.	No. of Goats.	No. of Hogs.	No. Bales of Cotton.	No. Bushels of Corn.	No. Bushels of Wheat.	No. Bushels of Oats.	OTHER INFORMATION	

*Census of Kometta County
of the Third Judicial District Choctaw
Nation. Taken in the year 1885.*

25795 INDIAN OFFICE. incos: No. 15 1886

Census of *Keomitea* County,

Choctaw Nation, 1885

NAMES.	DESCRIPTION OF PERSONS.						OCCUPATION.	LAND.	LIVE STOCK.						AGRICULTURAL PRODUCTS.				MISCELLANEOUS.
	AGE.	Male.	Female.	Indian.	White.	Colored.		Acres under Cultivation.	No. of Horses.	No. of Mules.	No. of Cattle.	No. of Sheep.	No. of Goats.	No. of Hogs.	No. Bales of Cotton.	No. Bushels of Corn.	No. Bushels of Wheat.	No. Bushels of Oats.	OTHER INFORMATION
1 Mack Robuck	30	1		1			Farmer	15	15	6			30		200				
2 Elizabeth Robuck	21		1	1															
3 David Robuck	5	1		1															
4 Author Robuck	2	1		1															
5 George Robuck	m 1	1		1															
6 Charles S. Vinson	42	1		1			Stock raiser	15	10	300			150		160		40		
7 Rachel Vinson	25		1	1															
8 Eliza Vinson	12		1	1															
9 Rhoda Ellen Vinson	m 4		1	1															
10 Edmund McKinney	24	1		1					2				30						
11 Coleman E. Nelson	54	1		1			Farmer	213	15	2	350		200		400		40		
12 Rhoda Nelson	50		1	1															
13 Isaac Nelson	13	1		1															
14 Isom P. Nelson	23	1		1															
15 Phebe Battiest	20		1	1															
16 Franklin Battiest	3	1		1															
17 Victoria Battiest	2 dors		1	1															
18 John Ahuitabe	55	1		1			Farmer	20	6	2			38		50				
19 Jincy Ahuitabe	51		1		1														
20 Abel Galamitabe	20	1		1															1/2 free born, by mother side
21 John Willis	12	1		1															
22 Johnson Billy	2	1		1															
23 Susan Hocha	30		1	1															
24 Lucy Anna Perry	12		1	1															
25 Emily Williams	7		1	1															
26 Louis Ahautabe	27	1		1			"	1	1	1			4		10				
27 Isabelle Ahautabe	30		1	1															
28 David Ahautabe	1	1		1															
29 Ellis Folsom	5	1		1															
30 Rosana Folsom	7		1	1															
TOTALS.		17	13	29	1			264	49	2	559		452		820		80		

Census of *Kiowetia* County,

Choctaw Nation, 1885

NAMES.	AGE.	DESCRIPTION OF PERSONS:					OCCUPATION.	LAND.	LIVE STOCK.						AGRICULTURAL PRODUCTS.				MISCELLANEOUS.
		Male.	Female.	Indian.	White.	Colored.		Acres under Cultivation.	No. of Horses.	No. of Mules.	No. of Cattle.	No. of Sheep.	No. of Goats.	No. of Hogs.	No. Bales of Cotton.	No. Bushels of Corn.	No. Bushels of Wheat.	No. Bushels of Oats.	OTHER INFORMATION.
31 Inipson Homer	38	1		1			Farmer	0	3	2			6		50				
32 Sophia Homer	25		1	1															
33 Thomas Homer	7	1		1															
34 Joseph Homer	4	1		1															
35 Mary Homer	9		1	1															
36 Nancy Homer	1		1	1															
37 John Williams.	55	1		1			"	4	2				30		200				
38 Mary Williams	48		1	1															
39 Reddie Thompson	5		1	1															
40 Solomon Thompson	15	1		1															
41 Solomon Jones	37	1		1				2							10				
42 Sophia Jones	25		1	1															
43 Louis Jones	4	1		1															
44 Wilson Jones	2	1		1															
45 Samuel Jones	1	1		1															
46 James Loman	52	1		1			Mechanic	3	1				100		60				
47 Elizabeth Loman	49		1	1															
48 Etna Loman	14		1	1															
49 Emeline Loman	12		1	1															
50 Eliza Loman	10		1	1															
51 David Loman	4	1		1															
52 Kittak Inlake Samuel	65	1		1			Farmer	1	2				2						
53 Betsy Samuel	40		1	1															
54 Ellen Samuel	20		1	1															
55 Louis Samuel	7	1		1															
56 Rhoda Samuel	5		1	1															
57 Sinai Samuel	2		1	1															
58 Gibbon Williams	20	1		1															
59 Cephus Williams	1	1		1															
60																			
TOTALS.		15	14	30				20	8	2			138		320				

Census of *Kiamitia* County,


Choctaw Nation, 1885

NAMES.	AGE.	DESCRIPTION OF PERSONS.					OCCUPATION.	LAND. Acres under Cultivation.	LIVE STOCK.					AGRICULTURAL PRODUCTS.			MISCELLANEOUS.		
		Male.	Female.	Indian.	White.	Colored.			No. of Horses.	No. of Mules.	No. of Cattle.	No. of Sheep.	No. of Goats.	No. of Hogs.	No. Bales of Cotton.	No. Bushels of Corn.	No. Bushels of Wheat.	No. Bushels of Oats.	OTHER INFORMATION.
60 V. M. Locke, Sr.	37	1			1		Farmer	50	25	50			50	5	100				citizen by marriage.
61 Susan P. Locke	29		1	1															
62 J. T. Locke	13	1		1															
63 V. M. Locke Jr	9	1		1															
64 M. A. Locke	6		1	1															
65 Benjamin Davis Locke	2	1		1															
66 Coleman Perry	35	1		1				8	8	10			70		160				
67 Selina Perry	37		1	1															
68 Katie Perry	18		1	1															
69 Reuben Willis	10	1		1															
70 Hotekabe	38	1		1				20	5				50		200				
71 Celia Hotekabe	33		1	1															
72 Joseph Nelson	10	1		1															
73 Molly Williams	55		1	1				15	5	7			100		165				
74 Susan Williams	20		1	1															
75 Copeland Williams	18	1		1															
76 Leruo Williams	16	1		1															
77 John Joel	40	1		1				15	8	8			50		60				
78 Susan Joel	29		1	1															
79 Solomon Joel	12	1		1															
80 Katie Joel	9		1	1															
81 Lizzy Joel	6		1	1															
82 Alice Joel	3		1	1															
83 Hampton Joel	1	1		1															
84 Benjamin Billy	20	1		1															
85 Johnson Tom	30	1		1				1	1				15		70				
86 Isabelle Tom	5		1	1															
87 Sibby Tom	26		1	1															
88 Jincy Tom	1		1	1															
89 Impson Tom	37	1		1				3	2				60		40				
90 Mantona Tom	37		1	1															
TOTALS		16	15	30	1			112	54	75			395		795				

Census of *Keonitia* County,

Choctaw Nation, 1883

NAMES.	DESCRIPTION OF PERSONS.						OCCUPATION.	LAND.	LIVE STOCK.						AGRICULTURAL PRODUCTS.				MISCELLANEOUS.
	AGE.	Male.	Female.	Indian.	White.	Colored.		Acres under Cultivation.	No. of Horses.	No. of Mules.	No. of Cattle.	No. of Sheep.	No. of Goats.	No. of Hogs.	No. Bales of Cotton.	No. Bushels of Corn.	No. Bushels of Wheat.	No. Bushels of Oats.	OTHER INFORMATION.
91 Wilmon Willis	9	1		1															
92 Simon Tom	5	1		1															Choctaw by blood.
93 Louisa Tom	1		1	1															"
94 Kennedy Underwood	31	1		1			Farmer	8	5	9			20		60				"
95 Anna Underwood	35		1	1															"
96 Alexander Underwood	9	1		1															"
97 Silas Underwood	6	1		1															"
98 Ada Underwood	2		1	1															"
99 George Underwood	6	1		1															"
100 Iron Frazier	35	1		1															"
101 Celiza Frazier	30		1	1				4	4	5			40		30				"
102 Adam Frazier	1	1		1															"
103 John Fowler	60	1		1				10	6	10	13	1	50		40				"
104 Elizabeth Fowler	45		1	1															"
105 Thomas Ashford	18	1		1															"
106 Lilla Ashford	15		1	1															"
107 Jerotta Ashford	14		1	1															"
108 Laura Ashford	11		1	1															"
109 Fanny Isabell Fowler	10		1	1															"
110 Caroline D. Fowler	4		1	1															"
111 Daniel Wilson	25	1		1				10	4	4			30		40				"
112 Millie Wilson	6		1	1															"
113 Lucy Wilson	25		1	1															"
114 Loring David	26	1		1				12	1	10			40						"
115 Emeline David	23		1	1															"
116 Osbon David	23	1		1					3	10			40						"
117 Edward David	6	1		1															"
118 Nancy David	28		1	1															"
119 John Battiest	30	1		1				9	3	5			50						"
120 Melinda Battiest	35		1	1															"
121 W. J. F. Battiest	2	1		1															"
TOTALS	16	15	31					53	26	53	13	1	270		250				



Census of *Keomitia* County,

Choctaw Nation, 1883

NAMES.	DESCRIPTION OF PERSONS.						OCCUPATION.	LAND. Acres under Cultivation.	LIVE STOCK.					AGRICULTURAL PRODUCTS.				MISCELLANEOUS OTHER INFORMATION.		
	AGE.	Male.	Female.	Indian.	White.	Colored.			No. of Horses.	No. of Mules.	No. of Cattle.	No. of Sheep.	No. of Goats.	No. of Hogs.	No. Bales of Cotton.	No. Bushels of Corn.	No. Bushels of Wheat.		No. Bushels of Oats.	
122 Alfred Nelson	51	1		1			farmer	1	4											
123 Silvie Nelson	20		1	1																
124 Sibby Nelson	1		1	1																
125 Simon Nelson	18 days	1		1																
126 Solomon Tom	14	1		1																
127 Morris Alfred	25	1		1				8	2					3						40
128 Eliza Alfred	35		1	1																
129 John Wilson	53	1		1				20	9	1	20			100						75
130 Susan Wilson	37		1	1																
131 Edmund Homma	9	1		1																
132 William Homma	7	1		1																
133 Allen Hocha	25	1		1																
134 Willie E Gibson	31	1		1				3	1					1						10
135 Agnes Gibson	40		1	1																
136 Elias Gibson	3	1		1																
137 Solomon Luce	19	1		1																
138 Clay Loman	27	1		1					1					28						40
139 Forbes Loman	8	1		1																
140 William Palmer	55	1		1				10	3					40						
141 Mymie Palmer	26		1	1																
142 Mary Palmer	6		1	1																
143 Jincy Palmer	1		1	1																
144 Katie Palmer	3		1	1																
145 William Tonabe	24	1		1																
146 John Frazier	29	1		1										70						30
147 Betsey Frazier	26		1	1																
148 Samuel Frazier	5	1		1																
149 Mary Frazier	1		1	1																
150 Joseph Mihyachubbe	30	1		1				8	1					36						80
151 Molly Mihyachubbe	28		1	1																
152 James Mihyachubbe	5	1		1																
TOTALS		19	12	31				84	22	1	20			318						275

Census of *Kiomitia* County,

Choctaw Nation, 1885

NAMES.	AGE.	DESCRIPTION OF PERSONS.					OCCUPATION.	LAND.		LIVE STOCK.						AGRICULTURAL PRODUCTS.				MISCELLANEOUS.
		Male.	Female.	Indian.	White.	Colored.		Acres under Cultivation.	No. of Horses.	No. of Mules.	No. of Cattle.	No. of Sheep.	No. of Goats.	No. of Hogs.	No. Bales of Cotton.	No. Bushels of Corn.	No. Bushels of Wheat.	No. Bushels of Oats.	OTHER INFORMATION.	
153 Louisa Mhyachubbe	2		1	1																
154 Winnie Louis	40		1	1																
155 William Smallwood	64	1		1			Farmer	3						8				25		
156 Narcissa Smallwood	34		1	1				30	20	75			150	2	40					
157 Rebecca Smallwood	27		1	1																
158 Sarah Smallwood	23		1	1																
159 Mary Smallwood	18		1	1																
160 Mack Cole	55	1		1				45	5	2	10		100	1	60					
161 Campbell Cole	13	1		1																
162 Slysie Cole	6		1	1																
163 Lucy Frazier	48		1	1																
164 Eastman Battiest	20	1		1																
165 Wilson Battiest	15	1		1																
166 Oliver McCoy	34	1		1				20	10	43			80		150					
167 Susan McCoy	33		1			1														
168 Francis McCoy	16		1			1														
169 Emily McCoy	15		1			1														
170 Moley McCoy	4		1			1														
171 Michael McCoy	3	1				1														
172 Elizabeth McCoy	1		1			1														
173 Henry Fregney	19	1		1																
174 Rachel Frenney	24		1			1														
175 Greenwood Walker Sr	58	1		1				40	6	15			100	1	300					
176 Claricy Walker	38		1	1																
177 Willie Walker	16	1		1																
178 Wilson Walker	14	1		1																
179 Greenwood Walker Jr.	12	1		1																
180 Tri-Friny Walker	10	1		1																
181 Martin Walker	8	1		1																
182 Ell Nora Walker	2		1	1																
183 George N. Colbert	48	1		1			Farmer & Stock raiser	75	100	100			30		600			15		
TOTALS.		15	16	24	1	6		213	141	2	243		468	4	1175					

Choctaw by blood
 just blood colored
 Citizen by marriage
 1/2 blood
 Citizen by father side
 1/2 "
 1/2 "
 1/2 "
 Choctaw by blood
 Citizen by marriage
 Choctaw by blood
 " "
 " "


NAMES.	AGE.	DESCRIPTION OF PERSONS.					OCCUPATION.	LAND. Acres under Cultivation.	LIVE STOCK.					AGRICULTURAL PRODUCTS.			MISCELLANEOUS.				
		Male.	Female.	Indian.	White.	Colored.			No. of Horses.	No. of Mules.	No. of Cattle.	No. of Sheep.	No. of Goats.	No. of Hogs.	No. Bales of Cotton.	No. Bushels of Corn.	No. Bushels of Wheat.	No. Bushels of Oats.	OTHER INFORMATION.		
184 Elizabeth Colbert	51		1		1																
185 William L. Byrd	5	1			1																
186 E. E. Colbert	18		1		1																
187 Mary Colbert	20		1		1																
188 George W. Thompson	25	1				1	Farmer		2												
189 Mattie Thompson	16		1		1																
190 Sam Harrison	36	1			1		"	6		12			15								
191 Phibe Harrison	28		1		1																
192 Selilah Harrison	13		1		1																
193 Rutha Harrison	10		1		1																
194 Solomon J. Harrison	6	1			1																
195 Henry Harrison	10 mo	1			1		Swind														
196 Sinai Harrison	10 mo		1		1		Swind														
197 Michael Kennedy	38	1			1		Farmer	3	2				6		50						Citizen by marriage
198 Tennessee Kennedy	26		1		1																
199 John C. Parker	32	1			1		"	65	20	1	60		100	8	800						Citizen by marriage
200 E. E. Parker	30		1		1																
201 Gabriel Parker	7	1			1																
202 Effa May Parker	3		1		1																
203 James W. Parker	4	1			1																
204 George W. Brashears	26	1			1		*		2				75								
205 Peggy Ann Brashears	27		1		1																
206 Isaac Leftore	25	1			1			12					20		60						
207 Jane May tubber	45		1		1																
208 James May tubber	15	1			1																
209 Agnes May tubber	13		1		1																
210 Sucky McCoy	80		1		1																
211 Adeline Ellis	40		1		1																
212 Elizabeth Ellis	14		1		1																
213 Ashalin tabe	54	1			1			10	7		7		80		80						
214 Sophie Ashalintake	45		1		1																
TOTALS		13	18	27	4			90	39	1	79		296	8	990						

Census of *Kiomitia* County,

Choctaw Nation, 1883.

		DESCRIPTION OF PERSONS.								LAND.						LIVE STOCK.				AGRICULTURAL PRODUCTS.				MISCELLANEOUS.
NAMES.	AGE.	Male.	Female.	Indian.	White.	Colored.	OCCUPATION.	Acres under Cultivation.	No. of Horses.	No. of Mules.	No. of Cattle.	No. of Sheep.	No. of Goats.	No. of Hogs.	No. Bales of Cotton.	No. Bushels of Corn.	No. Bushels of Wheat.	No. Bushels of Oats.	OTHER INFORMATION.					
215	Kelly Frazier	24	1		1																			
216	Stephen Ashalintabe	20	1		1																			
217	Ar. chers Ashalintabe	4	1		1																			
218	Watson Ashalintabe	1	1		1																			
219	Susan Maytubbe	50		1	1																			
220	Kissie Pirt okcha	30		1	1																			
221	Wilson Pirt okcha	1	1		1																			
222	Milley Chubbe Homa	40		1	1																			
223	Charles Jones	7	1		1																			
224	Thompson Jones	3	1		1																			
225	Stacey Cole	32		1	1																			
226	Emeline Nelson	8		1	1																			
227	Sarah Nelson	3		1	1																			
228	Charles Steward	44	1		1		Farmer	30	7		14			50		400				Choctaw citizen by marriage				
229	Lotty Steward	33		1	1																			
230	Louisa Steward	6		1	1																			
231	Mary Steward	4		1	1																			
232	Francis Steward	1		1	1																			
233	Ella Sunny	13		1	1																			
234	Lehtambe Nichodemus	63	1		1			3						10										
235	J. Las Nichodemus	54		1	1																			
236	Elay Nichodemus	12		1	1																			
237	Wesley Washington	41	1		1			2	2					15										
238	Emma Washington	65		1	1																			
239	Alexander Harrison	54	1		1			2	2					4										
240	Jane Harrison	34		1	1																			
241	Thomas Harrison	5	1		1																			
242	Hensley Fontubbe	25	1		1				2		16					30								
243	A. L. Stephen	43	1		1			17	50		60			200		200				Citizen by marriage.				
244	Ellen Stephen	27		1	1																			
245	Samuel Lee Stephen	3	1		1																			
TOTALS.			15	16	29	2		54	63		90			281		630								

NAMES	AGE	DESCRIPTION OF PERSONS					OCCUPATION	LAND	LIVE STOCK					AGRICULTURAL PRODUCTS				MISCELLANEOUS	
		Male	Female	Indian	White	Colored		Acres under Cultivation	No. of Horses	No. of Mules	No. of Cattle	No. of Sheep	No. of Goats	No. of Hogs	No. Bales of Cotton	No. Bushels of Corn	No. Bushels of Wheat	No. Bushels of Oats	OTHER INFORMATION
246 Eva Stephens	^{days} 7		1	1															
247 Susan Pierce	40		1	1			80	40	100			150		100					
248 Edward Pierce	15	1		1															
249 Robert Lee Pierce	10	1		1															
250 Sinci Colbert	81		1	1		Farmer	30	150	62			12							
251 Benjamin Harrison	10	1		1															
252 Joseph Harrison	8	1		1															
253 Charles Harrison	8	1		1															
254 John Rushing	34	1			1			8	3										Citizen by marriage
255 Mattie Rushing	4		1	1															
256 John Clarke Rushing	3	1		1															
257 Eli Alfred	20	1		1		"	12	2				50	1	90					
258 Eliza Alfred	28		1	1															
259 Boutwell McCann	38	1		1		"	13	7	3			14		100					
260 Isella McCann	38		1	1															
261 Delilah Johnson	24		1	1															
262 Samuel Patterson	51	1		1		"	27	5		8		19	1	10					
263 Isa, Anna Patterson	25		1	1															
264 Syllie Patterson	14		1	1															
265 Alfred Miller	31	1		1		"	13	6	4			40							
266 Melvina Miller	37		1	1															
267 Mary Miller	11		1	1															
268 Henry Miller	9	1		1															
269 Amelia Miller	5		1	1															
270 Sophia Miller	3		1	1															
271 Francis Miller	^{mo} 2		1	1															
272 B. F. Lockes	33	1			1	Farmer	50	30	200			200		200					Citizen by marriage
273 Battie Locke	30		1	1															
274 Wilson Locke	8	1		1															
275 Maria Francis Locke	6		1	1															
276 Mary Jane Locke	4		1	1															
TOTALS		14	17	29	2		225	248	372	8		485	2	300	200				



NAMES.	AGE.	DESCRIPTION OF PERSONS.					OCCUPATION.	LAND.	LIVE STOCK.					AGRICULTURAL PRODUCTS.				MISCELLANEOUS.	
		Male.	Female.	Indian.	White.	Colored.		Acres under Cultivation.	No. of Horses.	No. of Mules.	No. of Cattle.	No. of Sheep.	No. of Goats.	No. of Hogs.	No. Bales of Cotton.	No. Bushels of Corn.	No. Bushels of Wheat.	No. Bushels of Oats.	OTHER INFORMATION.
277 Willie McCoy.	27	1		1															
278 John Tyler	55	1		1		Farmer		7		65			10						
279 Wiley Miller	17		1	1															
280 Ellen Taylor	24		1	1															
281 Daniel Miller Sr	60	1		1		farmer	47	20		69	42	2	40		90				
282 Anna Miller	58		1	1															
283 Daniel Miller Jr	14	1		1															
284 J.B. Kelly	37	1			1														Citizen by Marriage
285 Sarah Kelly	21		1	1															
286 James Kelly	2	1		1															
287 Wiley Kelly	mo-6		1	1															
288 Jane Hays	46		1	1			15	2		3			6		40				
289 Johnson Perry	13	1		1															
290 John J. Brown	30	1		1			30	5		50			75		300				Choctaw Indian Citizen by Marriage
291 Margaret E. Brown	28		1	1															
292 Murk L. Brown	7	1		1															
293 Sarah F. Brown	6		1	1															
294 Susan E. Brown	4		1	1															
295 Hattie A. Brown	2		1	1															
296 John J. Brown	1	1		1															
297 Billy Nowatabe	63	1		1			4	4											
298 J. Olin Nowatabe	40		1	1															
299 Mary Nowatabe	25		1	1															
300 Syllin Nowatabe	22		1	1															
301 Melissa Nowatabe	20		1	1															
302 Thomas Nowatabe	18	1		1															
303 Isabel Nowatabe	16		1	1															
304 John Nowatabe	14	1		1															
305 Daniel Nowatabe	10	1		1															
306 Mymie Nowatabe	3		1	1															
307 William Nowatabe	65	1		1															
TOTALS.		15	16	30	1		96	58	157 187	42	2	131		430					



H. Rice & Sons, Printers and Binders, East Smith, Kansas

NAMES.	AGE.	DESCRIPTION OF PERSONS.					OCCUPATION.	LAND. Acres under Cultivation.	LIVE STOCK.					AGRICULTURAL PRODUCTS.				MISCELLANEOUS. OTHER INFORMATION.
		Male.	Female.	Indian.	White.	Colored.			No. of Horses.	No. of Mules.	No. of Cattle.	No. of Sheep.	No. of Goats.	No. of Hogs.	No. Bales of Cotton.	No. Bushels of Corn.	No. Bushels of Wheat.	
308 Silas Anukweyatubbee	50	1		1			Farmer	6	6	3			50	30				
309 Byington Anukweyatubbee	15	1		1														
310 Alice Anukweyatubbee	13		1	1														
311 Wiley Anukweyatubbee	6		1	1														
312 James Thompson	40	1		1				3	4	4			15					
313 Wiley Thompson	35		1	1														
314 Joel E. Oakes	25	1		1				15	4	2	40		100	160				
315 Josephine Oakes	22		1		1													Citizen by marriage.
316 Cora Lee Oakes	7		1	1														
317 Virgie Oakes	5		1	1														
318 Lizzie Oakes	3		1	1														
319 Bertie Oakes	5	1		1														
320 Elizabeth Oakes	40		1	1							12		15					
321 Samuel W. Oakes	28	1		1				26	4	2	12		100	200				
322 Lucy Oakes	22		1		1													Citizen by marriage
323 Bessie Oakes	5		1	1														
324 Lily Oakes	3		1	1														
325 Clarence Oakes	2	1		1														
326 George Oakes	30	1		1			Stock raiser	15	30	500			30					
327 Eurila Oakes	27		1	1														
328 Henry Oakes	7	1		1														
329 Susan Oakes	5		1	1														
330 David Oakes	3	1		1														
331 Arizona Oakes	8		1	1														
332 Charles D. Oakes	44	1		1				70	6	150			70	12	500		120	
333 Juda E. B. Oakes	42		1	1														
334 Fanny F. Oakes	19		1	1														
335 Lizzie G. Oakes	16		1	1														
336 John E. Oakes	13	1		1														
337 Henrietta E. Oakes	9		1	1														
338 Susan L. D. Oakes	7		1	1														
TOTALS		12	19	29	2			135	54	4	221		380	12	890		120	

		DESCRIPTION OF PERSONS.						LAND.	LIVE STOCK.						AGRICULTURAL PRODUCTS.				MISCELLANEOUS.
NAMES.	AGE.	Male.	Female.	Indian.	White.	Colored.	OCCUPATION.	Acres under Cultivation.	No. of Horses.	No. of Mules.	No. of Cattle.	No. of Sheep.	No. of Goats.	No. of Hogs.	No. Bales of Cotton.	No. Bushels of Corn.	No. Bushels of Wheat.	No. Bushels of Oats.	OTHER INFORMATION.
339	George Wellington Oakes	5	1	1															
340	Charles F. Oakes	2	1	1															
341	William H. Howard	26	1		1				8		10								citizen by marriage
342	Rhoda Howard	20		1	1														
343	Joel W. Everidge	57	1	1			Farmer	70	4	1	60			25		300			
344	Sophia Everidge	50		1	1														
345	R. T. Everidge	29	1	1															
346	Arabella Everidge	22		1	1														
347	Elizabeth Everidge	20		1	1														
348	Laura Everidge	16		1	1														
349	Martin D. Everidge	25	1	1					1					10					
350	Aramanta Everidge	20		1	1														citizen by marriage
351	Sophia Everidge	4		1	1														
352	Willetta Everidge	2		1	1														
353	Layman Robert	29	1	1				9	4					14	1	90			
354	Senai Robert	35		1	1														
355	Noah Wilson	11	1	1															
356	Molly Wilson	9		1	1														
357	Melvinia Wilson	6		1	1														
358	Joseph Wilson	3	1	1															
359	James Homma	23	1	1					1					31		70			
360	Mary Homma	19		1	1														
361	Laura Homma	4		1	1														
362	Isabel Brashears	24		1	1														
363	Jefferson Peter	25	1	1				2						16		14			
364	Nancy Peter	40		1	1														
365	Johnson Burris	9	1	1															
366	Sylie Burris	4		1	1														
367	Betsy Hays	52		1	1														
368	Mellie Speaker	27		1	1														
369	Martin Speaker	1	1	1															
TOTALS			13	18	29	2		81	18	1	70			96	1	474			



Census of *Kiowa* County,


Choctaw Nation, 1885

		DESCRIPTION OF PERSONS.						LAND.							LIVE STOCK.				AGRICULTURAL PRODUCTS.				MISCELLANEOUS.
NAMES.	AGE.	Male.	Female.	Indian.	White.	Colored.	OCCUPATION.	Acres under Cultivation.	No. of Horses.	No. of Mules.	No. of Cattle.	No. of Sheep.	No. of Goats.	No. of Hogs.	No. Bales of Cotton.	No. Bushels of Corn.	No. Bushels of Wheat.	No. Bushels of Oats.	OTHER INFORMATION.				
370	<i>Lyman Roberson</i>	25	1		1			12	2						36								
371	<i>Sophia Roberson</i>	24			1	1																	
372	<i>Tobias Roberson</i>	7	1		1																		
373	<i>Winnie McLee</i>	50			1	1																	
374	<i>Thomas W. Oakes</i>	40	1			1														<i>Citizen by marriage</i>			
375	<i>Harriet A. Oakes</i>	60			1	1																	
376	<i>Anna Peter</i>	15			1	1																	
377	<i>J. D. Hibben</i>	24	1			1					8									<i>Citizen by marriage</i>			
378	<i>Mary Hibben</i>	21			1	1																	
379	<i>Sampson Tanetabe</i>	30	1			1		5	9			8		10		35							
380	<i>Eley Tanetabe</i>	29			1	1																	
381	<i>Jincy Tanetabe</i>	11			1	1																	
382	<i>Charles Tanetabe</i>	9	1			1																	
383	<i>Hannah Byington</i>	65			1	1																	
384	<i>Ellen Byington</i>	30			1	1																	
385	<i>Louis Byington</i>	35	1			1																	
386	<i>Solomon Tanetabe</i>	20	1			1		27	1							30							
387	<i>Ellen Tanetabe</i>	20			1	1																	
388	<i>Mercy Tanetabe</i>	50			1	1																	
389	<i>Thomas Henderson</i>	45	1			1		60	20		5338		100	1	100								
390	<i>Lottie Henderson</i>	44			1	1																	
391	<i>Katie Perry</i>	40			1	1																	
392	<i>John Lee Birnie</i>	14	1			1																	
393	<i>George Grubbs</i>	6	1			1																	
394	<i>Sophia Henderson</i>	16			1	1																	
395	<i>Phebe Henderson</i>	11			1	1																	
396	<i>George Henderson</i>	8	1			1																	
397	<i>Watie Fry</i>	25	1			1																	
398	<i>Harris Byington</i>	7	1			1																	
399	<i>Polly Peter</i>	25			1	1																	
400	<i>Sally Brashears</i>	1			1	1																	
TOTALS			14	17	29	2		104	32		61	46		146	1	165							

Census of *Hiometa* County,

Choctaw Nation, 1885

NAMES.	AGE.	DESCRIPTION OF PERSONS.					OCCUPATION.	LAND.	LIVE STOCK.						AGRICULTURAL PRODUCTS.				MISCELLANEOUS.
		Male.	Female.	Indian.	White.	Colored.		Acres under Cultivation.	No. of Horses.	No. of Mules.	No. of Cattle.	No. of Sheep.	No. of Goats.	No. of Hogs.	No. Bales of Cotton.	No. Bushels of Corn.	No. Bushels of Wheat.	No. Bushels of Oats.	OTHER INFORMATION.
401 J. B. Jeter	32	1			1		Farmer	40	2	1	25			100		200		30	Citizen by marriage
402 Sarah Jeter	23		1	1															
403 Gertrude Jeter	6	1		1															
404 Mattie Jeter	4		1	1															
405 Samuel Jeter	3	1		1															
406 Thomas Jeter	1	1		1															
407 Thomas E. Oakes	39	1		1				60	6	4	52	16		100	5	1000			
408 Margaret J. Oakes	32		1	1															
409 Daniel W. Oakes	11	1		1															
410 Mary Josephine Oakes	9		1	1															
411 G. J. Oakes	5	1		1															
412 Susan Oakes	3		1	1															
413 William S. Oakes	1	1		1															
414 Simon Nelson	18	1		1															
415 Samuel Peter	16	1		1															
416 Melvina Peter	9		1	1															
417 Anna Peter	30		1	1															
418 J. G. McIntosh Sr.	33	1		1				40	6		30			40	5	35			Irish descent.
419 Mary McIntosh	30		1	1															
420 J. S. McIntosh Jr.	7	1		1															
421 Alexander McIntosh	5	1		1															
422 William R. McIntosh	6	1		1															
423 Eliza Ann Peter	11		1	1															
424 S. L. Oakes	31	1		1				150	15	2	50			50	25	1000			
425 Simpson Folsom Sr	57	1		1				60	4		20			100		100			
426 Olive L. Folsom	17		1	1															Citizen by marriage.
427 Simpson Folsom Jr	21	1		1															
428 Isom Williams	24	1		1															
429 Francis Williams	24		1	1															Citizen by marriage
430 Jesse Robert	53	1		1				16	6		10			44	1	90			"
431 Mary Robert	35		1	1															
TOTALS		19	12	28	3			366	39	7	187	16		434	36	2465			



NAMES.	DESCRIPTION OF PERSONS.						OCCUPATION.	LAND.	LIVE STOCK.						AGRICULTURAL PRODUCTS.				MISCELLANEOUS.
	AGE.	Male.	Female.	Indian.	White.	Colored.		Acres under Cultivation.	No. of Horses.	No. of Mules.	No. of Cattle.	No. of Sheep.	No. of Goats.	No. of Hogs.	No. Bales of Cotton.	No. Bushels of Corn.	No. Bushels of Wheat.	No. Bushels of Oats.	OTHER INFORMATION.
432 Eastman Roberts	13	1		1															
433 Silvey Roberts	11		1	1															
434 Kelly Roberts	2	1		1															
435 Eddy Roberts	6	1		1															
436 E. Chateau	44	1			1		Stone Mason												citizen by marriage
437 Adeline H. Chateau	44		1		1														citizen by Choctaw marriage
438 Martin Smallwood	5	1		1															
439 John Spring	27	1		1			Farmer	16	6	4		10		150					
440 Nancy Spring	27		1	1															
441 Louis Spring	6	1		1															
442 Eli Spring	4	1		1															
443 Isaac Spring	2	1		1															
444 Emily Spring	4		1	1															
445 Phebe Wilson Sr	46		1	1			"		2										
446 Phebe Wilson Jr	10		1	1															
447 Nancy Wilson	6		1	1															
448 Edmund Fontubbee	36	1		1			"	10	5	2		20		100					
449 Martha Fontubbee	30		1	1															
450 Pisahona Roberson	60		1	1			"	6	3			30		100					
451 Isabel Homma	30		1	1															
452 Bebelle Homma	10		1	1															
453 Thomas Homma	7	1		1															
454 Mary Jane Zucker	40		1	1			"	25		12		15		35					citizen by marriage to Shelton Zucker
455 Frank Zucker	6	1		1															
456 Shelton Zucker	2	1		1															
457 Reuben Smith	36	1		1			"	16	3	4		80		40					
458 Silvey Smith	36		1	1															
459 Susan Smith	16		1	1															
460 John Smith	14	1		1															
461 Rizen Smith	12	1		1															
462 Harrisman Billy	38	1		1			"	2				15							
TOTALS		17	14	26	5			73	21	22		170		425					

Census of *Kiometia* County,

Choctaw Nation, 1885.

		DESCRIPTION OF PERSONS.								LAND.						LIVE STOCK.				AGRICULTURAL PRODUCTS.				MISCELLANEOUS.
NAMES.	AGE.	Male.	Female.	Indian.	White.	Colored.	OCCUPATION.	Acres under Cultivation.	No. of Horses.	No. of Mules.	No. of Cattle.	No. of Sheep.	No. of Goats.	No. of Hogs.	No. Bales of Cotton.	No. Bushels of Corn.	No. Bushels of Wheat.	No. Bushels of Oats.	OTHER INFORMATION.					
																			463	<i>Viney Billy</i>	25	1	1	
464	<i>Frank Billy</i>	10	1	1																				
465	<i>Melissie Louis</i>	20	1	1																				
466	<i>Willis Charley</i>	55	1	1				10	5	3				60		75								
467	<i>Ida Charley</i>	41	1	1																				
468	<i>Patsy Charley</i>	15	1	1																				
469	<i>Judith Graham</i>	55	1	1					5											<i>a widow</i>				
470	<i>James Russell</i>	27	1	1					2					40										
471	<i>Amos Gale</i>	25	1	1					1															
472	<i>Silas Galammitabe</i>	44	1	1			<i>Farmer</i>	4	7					40										
473	<i>Sophia Galammitabe</i>	28	1	1																				
474	<i>Louis Galammitabe</i>	16	1	1																				
475	<i>Emeline Hays</i>	4	1	1																				
476	<i>Adeline Hays</i>	2	1	1																				
477	<i>Henry Simpson</i>	10	1	1																				
478	<i>Lemuel B. Parshell</i>	31	1	1				75	100	300				100		200				<i>citizen by marriage</i>				
479	<i>Delilah Parshell</i>	21	1	1																				
480	<i>Louisa Ann Parshell</i>	4	1	1																				
481	<i>E. Anna Flemma</i>	45	1	1				8	6	6	9		10		40									
482	<i>Lizzie Lake</i>	35	1	1																				
483	<i>Alfred Cooper</i>	45	1	1				16	5	4	7		10		100									
484	<i>Moses Cooper</i>	15	1	1																				
485	<i>Mary Jones</i>	28	1	1				50	6	20			50	18	30									
486	<i>Dora Jones</i>	8	1	1																				
487	<i>Samuel Jones</i>	4	1	1																				
488	<i>Anderson McKinney</i>	38	1	1				23	1					40	2	100								
489	<i>Rhoda McKinney</i>	25	1	1																				
490	<i>Sarah McKinney</i>	11	1	1																				
491	<i>Ephraim McKinney</i>	5	1	1																				
492	<i>Eloy McKinney</i>	1	1	1																				
493	<i>Elizabeth A Bailey</i>	50	1	1				250	11	5	40			75	50	2000				<i>citizen by marriage</i>				
TOTALS.			13	18	29	2		436	149	5	573	10		425	70	2545								

Census of *Kiometia* County,

NAMES.	AGE.	DESCRIPTION OF PERSONS.					OCCUPATION.	LAND.		LIVE STOCK.					AGRICULTURAL PRODUCTS.				MISCELLANEOUS.
		Male.	Female.	Indian.	White.	Colored.		Acres under Cultivation.	No. of Horses.	No. of Mules.	No. of Cattle.	No. of Sheep.	No. of Goats.	No. of Hogs.	No. Bales of Cotton.	No. Bushels of Corn.	No. Bushels of Wheat.	No. Bushels of Oats.	OTHER INFORMATION.
494 George G. Randell	50	1			1		250	40					50	2000				Citizen by marriage	
495 Mary C. Randell	23		1	1														Choctaw by R. M. Jones	
496 Elizabeth J. Randell	2		1	1														" by blood	
497 Humphries Gale	26	1		1			8	3	10										
498 Adeline Gale	24		1	1															
499 John Gale	5	1		1															
500 Wilman Gale	1	1		1															
501 Bud Dixon	20	1		1		Farmer	12	1	14		3	3	200						
502 Elizabeth Dixon	20		1	1														Citizen by marriage	
503 Jesse Dixon	3	1		1															
504 Wallace Dixon	1	1		1															
505 Sally Coolidge Holton	25		1	1			5	3			9							failed in corn crop.	
506 Daniel Webster	15	1		1															
507 Loring Thomas	25	1		1				2			2								
508 John Thomas	4	1		1															
509 George Crowder	33	1		1			30	5	45		150	2	150						
510 Sarah Ann Crowder	22		1	1															
511 Mary Crowder	6		1	1															
512 Mattie Crowder	6		1	1															
513 William Crowder	38	1		1			25	8	75		200		250						
514 Josephine Crowder	19		1	1														Citizen by marriage	
515 Susan Crowder	17		1	1														blood law by blood.	
516 Patsy Crowder	13		1	1															
517 Mary Crowder	12		1	1															
518 Elizabeth Crowder	7		1	1															
519 Louis Hall	35	1		1			30	8	25	40	100	2	100						
520 Nancy Hall	35		1	1															
521 Impeon Hall	15	1		1															
522 Dickson Hall	7	1		1															
523 Cornelius Homma	59	1		1			10	4	4		30	1	80						
524 Anna Homma	55		1	1															
TOTALS		16	15	28	3		372	74	173	60	494	58	2780						

Census of *Kiondia* County,

Choctaw Nation, 1885.

NAMES.	AGE.	DESCRIPTION OF PERSONS.					OCCUPATION.	LAND.	LIVE STOCK.						AGRICULTURAL PRODUCTS.			MISCELLANEOUS.	
		Male.	Female.	Indian.	White.	Colored.		Acres under Cultivation.	No. of Horses.	No. of Mules.	No. of Cattle.	No. of Sheep.	No. of Goats.	No. of Hogs.	No. Bales of Cotton.	No. Bushels of Corn.	No. Bushels of Wheat.	No. Bushels of Oats.	OTHER INFORMATION.
525 Ebenezer Yale	13	1		1															
526 Rena Loring	12		1	1															
527 William Spring Sr	53	1		1		Farmer	100	75	600	16	11	100		500					
528 Jane Spring	53		1	1															
529 William Spring Jr	21	1		1															
530 Basil Spring	16	1		1															
531 Sophia Spring	11		1	1															
532 Anna Spring	8		1	1															
533 William Simpson	63	1		1		"	20	16	2			10		150					
534 Rebecca Simpson	50		1	1															
535 Thomas Williams	18	1		1															
536 Lottie Williams	18		1	1															
537 Emma Williams	2		1	1															
538 Andrew Williams	7	1		1															
539 Amanda Reuben	14		1	1															
540 Isaac Reuben	8	1		1															
541 Sally or Sarah Cruits	30		1	1															
542 Ella Cruits	5		1	1															
543 Anna Cruits	4		1	1															
544 Kessie Belinche	28		1	1			3				8								
545 Guino Belinche	7	1		1															
546 Osbon Belinche	7	1		1															
547 Harriet Belinche	5		1	1															
548 John Skuchautabi ^{Native}	2	1		1															
549 Thompson Nowahaya	53	1		1		Farmer	50	30	50	30	60	1	200						
550 Sarah Nowahaya	30		1	1															
551 Robert Nowahaya	23	1		1															
552 Noah Hays	25	1		1															
553 Anna Nowahaya	20		1	1															
554 Elsie Nowahaya	13		1	1															
555 Harrison Nowahaya	1	1		1															
TOTALS	15	16	51				170	124	652	46	11	178	1	850					

Census of *Hiometia* County,

Choctaw Nation, 1885

NAMES.	DESCRIPTION OF PERSONS.						OCCUPATION.	LAND.		LIVE STOCK.						AGRICULTURAL PRODUCTS.			MISCELLANEOUS.
	AGE.	Male.	Female.	Indian.	White.	Colored.		Acres under Cultivation.	No. of Horses.	No. of Mules.	No. of Cattle.	No. of Sheep.	No. of Goats.	No. of Hogs.	No. Bales of Cotton.	No. Bushels of Corn.	No. Bushels of Wheat.	No. Bushels of Oats.	OTHER INFORMATION.
556 Fanny Washington	8		1	1															
557 Mark Washington	7	1																	
558 Sarah Wilson	14		1	1															
559 Louisa Wilson	12		1	1															
560 Joseph Soman	20	1																	
561 John M. Cole	49	1					Farmer	10	8				20						
562 Susan Cole	33		1	1															
563 Aa pitona	50		1	1															
564 William Cole	10	1																	
565 Joseph Cole	7	1																	
566 Bissell M'Gann	40	1					"	11	2				2	1	20				
567 Rube M'Gann	38		1	1															
568 Kelly M'Gann	7		1	1															
569 Martha M'Gann	4		1	1															
570 William Baxter	12	1																	
571 Hees habe	45	1					"	2	1				8		30				
572 Elizabeth Hees habe	46		1	1															
573 Lucy Pitchlynn	8		1	1															
574 Moses Kaniyabe	27	1					"	11	7		7		42		120				
575 Sarah Kaniyabe	25		1	1															
576 Widow Sage Lake	56		1	1															
577 Amos Gilford	10	1																	
578 Susan Kaniyabe	1		1	1															
579 Charles Kaniyabe	29	1																	
580 Thomas Crowder	40	1					Farmer	16	4	20			75	2	150				
581 Selvy Crowder	27		1	1															
582 Bolana Crowder	15	1																	
583 Fanny Crowder	12		1	1															
584 George Crowder	10	1																	
585 Betsy Crowder	8		1	1															
586 Green Crowder	4	1																	
TOTALS		15	16	31				43	24	20	7		147	3	320				

Census of *Kiowetia* County,

Choctaw Nation, 1885

NAMES.	DESCRIPTION OF PERSONS.						OCCUPATION.	LAND. Acres under Cultivation.	LIVE STOCK.						AGRICULTURAL PRODUCTS.				MISCELLANEOUS. OTHER INFORMATION.
	AGE.	Male.	Female.	Indian.	White.	Colored.			No. of Horses.	No. of Mules.	No. of Cattle.	No. of Sheep.	No. of Goats.	No. of Hogs.	No. Bales of Cotton.	No. Bushels of Corn.	No. Bushels of Wheat.	No. Bushels of Oats.	
587 Emily Crowder	1		1	1															
588 Henry S. Gooding	40	1		1	1			12	5	10		50							citizen by marriage.
589 Rosanna Gooding Jr	42		1	1															
590 Charles Gooding	21	1		1															
591 Basil S. Gooding	15	1		1															
592 William Gooding	12	1		1															
593 Esbon Gooding	9	1		1															
594 Rosana Gooding Jr	6		1	1															
595 Fanny Gooding	3		1	1															
596 David T. Beach	40	1		1				75	8	1	100	100	13	800		150			
597 Sophia Beach	35		1	1															
598 Melinda Tolson	12		1	1															
599 Willie Wickubbee Jr	35	1		1				61	6	1	6	40	5	140		60			
600 Ella Wickubbee	8		1	1															
601 Rhoda Wickubbee	40		1	1															
602 Louis Wickabe Jr	1	1		1															
603 Willie Wickubbee Jr	1	1		1															
604 Sarah Wickubbee	50		1	1				58	18	2	74	110	4	150				a widow	
605 Sarah Russell	10		1	1															
606 Benjamin Sincade	35	1			1														citizen by marriage
607 Sarah Sincade	24		1	1															
608 John S. Seflore	2	1		1															
609 Joel Spring	22	1		1				20	7	1	10	5							
610 Minnie Spring	19		1	1															
611 Levi Spring	43	1		1				25	25		50	100	1	350					
612 Sophia Spring	29		1	1															
613 Samuel Baily Spring	11	1		1															
614 Perry Spring	4	1		1															
615 Anna Spring	1		1	1															
616 Joseph W. Evidge	32	1		1				40	6		30	75		40					
617 Susan Evidge	28		1	1															
TOTALS		16	15	29	2			291	75	5	280	180	23	1480		210			

Census of *Kiometia* County,


NAMES.	AGE.	DESCRIPTION OF PERSONS.					OCCUPATION.	LAND.	LIVE STOCK.						AGRICULTURAL PRODUCTS.				MISCELLANEOUS.
		Male.	Female.	Indian.	White.	Colored.		Acres under Cultivation.	No. of Horses.	No. of Mules.	No. of Cattle.	No. of Sheep.	No. of Goats.	No. of Hogs.	No. Bales of Cotton.	No. Bushels of Corn.	No. Bushels of Wheat.	No. Bushels of Oats.	OTHER INFORMATION.
618 Willie Everidge	12	1		1															
619 Emma Everidge	10		1	1															
620 Joseph Everidge	8	1		1															
621 Suda Everidge	6		1	1															
622 J.S. Everidge	4	1		1															
623 Robert Everidge	2	1		1															
624 Keatsie	13		1	1															
625 John Martin	56	1		1		Farmer	30	10	9			40		300					
626 Lucy Martin	24		1	1															
627 Rufus Martin	15	1		1															
628 Henry Martin	4	1		1															
629 James Martin	1	1		1															
630 Mary Willis	56		1	1															
631 Melina McGe	13		1	1															
632 Robert Crowder	44	1		1		"	70	15	100	18		150	1	250			60		
633 Louisa Crowder	36		1	1															
634 Peter Crowder	10	1		1															
635 Elmetta Crowder	8		1	1															
636 Ellen Taylor	26		1	1					2	2									
637 Jack Hays	8	1		1															
638 Frank Hays	1	1		1															
639 John Crowder	27	1		1		"	25	8	70			200	1	150					
640 Julia Crowder	18		1	1															
641 John P. Turnbull	52	1		1		Minister of Gospel													Citizen by marriage
642 Harriet Turnbull	40		1	1															Choctaw by blood.
643 Florence B. Turnbull	14		1	1															Citizen by marriage
644 George Jones	8	1		1															
645 Ellis Wood	38	1		1			2	1											
646 Sophia Wood	36		1	1															
647 Adeline Wood	1		1	1															
648 Willis Austin	25	1		1					3										
TOTALS		17	111	29	2		127	39	181	18		390	2	700			60		

Census of *Kiometia* County,

Choctaw Nation, 1885.

NAMES.	DESCRIPTION OF PERSONS.						OCCUPATION.	LAND.	LIVE STOCK.						AGRICULTURAL PRODUCTS.				MISCELLANEOUS.
	AGE.	Male.	Female.	Indian.	White.	Colored.		Acres under Cultivation.	No. of Horses.	No. of Mules.	No. of Cattle.	No. of Sheep.	No. of Goats.	No. of Hogs.	No. Bales of Cotton.	No. Bushels of Corn.	No. Bushels of Wheat.	No. Bushels of Oats.	OTHER INFORMATION.
649 Sibby Austin	23		1	1															
650 Sarah Austin	1		1	1															
651 Michael Pitchlyon	38	1		1			Farmer	3	4	1	3								
652 Silas L. Bacon	24	1		1			"	75	12	5	100	4	200	3	100		60		
653 Molsie Bacon	30		1	1															
654 Betsy Pitchlyon	70		1	1															
655 Betsy Robinson	7		1	1															
656 Selqua Cole	40		1	1							4								
657 Nell Hays Austin	35	1		1			"	2	2		2		9		30				
658 Celia Austin	35		1	1															
659 Davis A. Homma	23	1		1			"	8	7		20	9	20		75				
660 Sereua Homma	23		1	1															
661 Mary Ann Homma	3		1	1															
662 Dora Homma	4		1	1															
663 Ellis Choates	48	1		1				40	30	2	40	12	20	200	20	20			
664 Patsy Choates	40		1	1															
665 Emma Choates	17		1	1															
666 Anna Choates	10		1	1															
667 Amanda Brashear	11		1	1															
668 Elani Jones	25	1		1															
669 Morris Lewis	18	1		1															
670 Willie Shawnee	18	1		1															
671 James Choates	75	1		1			Farmer	15	8	2			2		20				
672 Sophia Tolson	30		1	1			"	5	5	5			2		30				
673 Molly Burnett	9		1	1															
674 Molly Perry	30		1	1				25	2		4								
675 Lucinda Foster	75		1	1															
676 Jacob Cosby	24	1		1									3						
677 Susan Cosby	20		1	1															
678 Island Haysen	45	1		1															
679 Minnie Haysen	44		1	1															Citizen by marriage
TOTALS		11	20	30	1			173	70	14	174	25	256	3	455	20	50		

		DESCRIPTION OF PERSONS.					LAND.							LIVE STOCK.				AGRICULTURAL PRODUCTS.				MISCELLANEOUS.
NAMES.	AGE.	Male.	Female.	Indian.	White.	Colored.	OCCUPATION.	Acres under Cultivation.	No. of Horses.	No. of Mules.	No. of Cattle.	No. of Sheep.	No. of Goats.	No. of Hogs.	No. Bales of Cotton.	No. Bushels of Corn.	No. Bushels of Wheat.	No. Bushels of Oats.	OTHER INFORMATION.			
																				711	Susan Coleman	3
712	Emily Coleman	2	1	1																		
713	Lucy Coleman	58	1	1				2														
714	Basil L. Leflore	70	1	1				30	8		25			50		100						
715	Carolina Leflore	48			1															Citizen by marriage		
716	John Herald	13	1	1					1													
717	Gayman Chukmabe	26	1	1																		
718	Fansy Chukmabe	20		1	1																	
719	Robert Chukmabe	4	1	1																		
720	David Chukmabe	1	1	1																		
721	Loman Elachitabe	50	1	1				10	1					1								
722	Senai Elachitabe	30		1	1																	
723	Solomon Elachitabe	13	1	1																		
724	Nancy Elachitabe	8		1	1																	
725	Johnson Chukmabe	3	1	1																		
726	Wilson Jones Jr	24	1	1			Farmer	25	2		4				80							
727	Fanny Jones	32		1	1															Citizen by marriage		
728	James Jones	1	1	1																		
729	Solomon Co. Hootema	30	1	1				7	7		3	4			15							
730	Nancy Hootema	22		1	1																	
731	Mary Coleman	9		1	1																	
732	C. P. Phares.	47	1		1			20	2		10				10					Citizen by marriage		
733	Eliza A Phares	26		1	1																	
734	Nancy Phares	6		1	1																	
735	Walter Phares	4	1	1																		
736	Furner Phares	2	1	1																		
737	Juda Phares	7		1	1																	
738	Sally Speaker	80		1	1			2														
739	Isabel Collins	14		1	1																	
740	Abram Boardman	62	1	1				10	2		20			30	1	15						
741	Viecy Boardman	52		1	1																	
TOTALS			15	16	28	3		106	18		62	4		81	1	250						




Census of *Monticla* County,

Choctaw Nation, 1885

NAMES.	DESCRIPTION OF PERSONS.						OCCUPATION.	LAND. Acres under Cultivation.	LIVE STOCK.						AGRICULTURAL PRODUCTS.				MUSCELLANEOUS. OTHER INFORMATION.
	AGE.	Male.	Female.	Indian.	White.	Colored.			No. of Horses.	No. of Mules.	No. of Cattle.	No. of Sheep.	No. of Goats.	No. of Hogs.	No. Bales of Cotton.	No. Bushels of Corn.	No. Bushels of Wheat.	No. Bushels of Oats.	
742 Ward Le Flore	13	1		1															
743 Jefferson Fulton	30	1		1			10	5				30							
744 Mary Fulton	25		1	1				4	7										
745 Vincent Hoanden	6	1		1															
746 James M. Johnson Sr	55	1		1			10	14			19	1	40						
747 Lucy Johnson	40		1	1															
748 Agnes Johnson	9		1	1															
749 Francis Johnson	11		1	1															
750 James Johnson Jr	7	1		1															
751 Clarisy Johnson	6		1	1															
752 Isaac Alexander	35	1		1			4	2			40								
753 James Murphy	15	1		1															
754 Eastman Alexander	27	1		1			2				14								
755 Delilah Alexander	25		1	1															
756 Reuben Fulton	19	1		1				2			20		30						
757 Lucy Fulton	35		1	1															
758 Allen Jamitabe	14	1		1															
759 Elias Robert	5	1		1															
760 Samuel Sampson	22	1		1			20	1				3	60						
761 Rebacca Sampson	55		1	1															
762 Rias Durant	36	1		1															
763 Anna Durant	20		1	1															
764 Widow John Bacon	54		1	1			7	2				3	20						
765 Syllin Bacon	16		1	1															
766 John Bohanan	31	1		1			18	10	15		25	1	35						
767 Susan Bohanan	45		1	1															
768 Willie Durant	1	1		1															
769 Serena Bohanan	11		1	1															
770 Edward Seboland	25	1		1															
771 Harriet Seboland	35		1	1															
772 Osbon Battist	22	1		1															
TOTALS	17	14	31				71	40	22		148	8	185						

NAMES.	AGE.	DESCRIPTION OF PERSONS.					OCCUPATION.	LAND.		LIVE STOCK.						AGRICULTURAL PRODUCTS.				MISCELLANEOUS.
		Male.	Female.	Indian.	White.	Colored.		Acres under Cultivation.	No. of Horses.	No. of Mules.	No. of Cattle.	No. of Sheep.	No. of Goats.	No. of Hogs.	No. Bales of Cotton.	No. Bushels of Corn.	No. Bushels of Wheat.	No. Bushels of Oats.	OTHER INFORMATION.	
773	Molly Robert	4	1	1																
774	Frances Barney	13	1	1																
775	Wesley Sunny	38	1	1				10	6	1	3	4		20	3	60				
776	Susan Sunny	30	1	1																
777	James Sunny	15	1	1																
778	Henry Lake	30	1	1				8							1/2					
779	Martha Lake	30	1	1																
780	Margarett Brashear	10	1	1																
781	Peter Durant	26	1	1				15	2		5			12	1/2					
782	Martha Durant	22	1	1																
783	Daniel Okchaya	24	1	1				5					10							
784	Israel Williams	18	1	1																
785	Levina Kirklin	43	1	1																
786	Serena Williams	15	1	1																
787	Sally Lewis	9	1	1																
788	Sim Christy	15	1	1																
789	Albert Thompson	25	1	1				3	3					6	20					
790	Mary Thompson	24	1	1																
791	Melissie Durant	28	1	1																
792	Cephus Durant	7	1	1																
793	Martha McKinney	1	1	1																
794	Sylie Boardman	60	1	1				10	16		25	35		35		100				
795	Simon Boardman	28	1	1																
796	Sibbey Boardman	30	1	1																
797	Samuel Boardman	1	1	1																
798	Ella Spring	12	1	1																
799	Samuel Hays	46	1	1				33	14		12			14	3	30				
800	Sylie Hays	46	1	1																
801	Forbes Hays	21	1	1																
802	Susan Hays	19	1	1					1					1		60				
803	Anna Johnson	1	1	1																
TOTALS		13	18	31				84	42		45	39		91	14	270				




Census of *Kiometia* County,

Choctaw Nation, 1885

		DESCRIPTION OF PERSONS.						LAND.										MISCELLANEOUS.		
NUMBERS.	NAMES.	AGE.	SEX.			OCCUPATION.	Acres under Cultivation.	LIVE STOCK.					AGRICULTURAL PRODUCTS.				OTHER INFORMATION.			
			Male.	Female.	Indian.			White.	Colored.	No. of Horses.	No. of Mules.	No. of Cattle.	No. of Sheep.	No. of Goats.	No. of Hogs.	No. Bales of Cotton.		No. Bushels of Corn.	No. Bushels of Wheat.	No. Bushels of Oats.
804	Samuel Hays Jr	12	1		1															
805	Sophia Hays	9		1	1															
806	Fannie Cosby	13		1	1															
807	Rhebe Cosby	11		1	1															
808	Vincy Cosby	25		1	1															
809	Moses Fletcher	60	1		1	Farmer	12	10				10				40				
810	Delilah Fletcher	50		1	1															
811	Francis Jacobs	15		1	1															
812	Henry Robuck	13	1		1															
813	Mary Byington	40		1	1															
814	Jacob Bond	50	1		1	"	6	3				7	3							
815	Sophia Bond	57		1	1															
816	William Fulton	12	1		1															
817	Thomas Hays	24	1		1	"		8	7			17	2	60						
818	Rhoda Hays	31		1	1															
819	Elias Hays	1	1		1															
820	Elsy Brashear	44		1	1															
821	Dickson Russell	14	1		1		5													
822	Benjamin Wesley	30	1		1															
823	Vincy Wesley	35		1	1		8	5						40						
824	David Willes	18	1		1															
825	Thomas Byington	1	1		1															
826	Morris Fisher	28		1	1															
827	Ella Fisher	8		1	1															
828	Robert Stewart Fisher	5	1		1															
829	William Stewart Fisher	1	1		1															
830	Javis James	11	1		1															
831	Moses Robert	9	1		1															
832	James Cobb	6	1		1															
833	Syllin Fisher	28		1	1															
834	Zadoc Le Flore	37	1		1															
TOTALS			17	14	31		36	24	9			40	1	63						
							67	50	16			74	6	203						

No father nor Mother
or her



Census of *Nicomitia* County,


Choctaw Nation, 1885

DESCRIPTION OF PERSONS.							LAND.	LIVE STOCK.						AGRICULTURAL PRODUCTS.				MISCELLANEOUS.	
NAMES.	AGE.						OCCUPATION.	Acres under Cultivation.	No. of Horses.	No. of Mules.	No. of Cattle.	No. of Sheep.	No. of Goats.	No. of Hogs.	No. Bales of Cotton.	No. Bushels of Corn.	No. Bushels of Wheat.	No. Bushels of Oats.	OTHER INFORMATION.
		Male.	Female.	Indian.	White.	Colored.													
835 Susan G. Flore	30	1	1																
836 Thomas E. Shangroy	14	1		1															
837 Henry Teri Shangroy	12	1		1															
838 William M. Shangroy	8	1		1															
839 Caroline G. Flore	5		1	1															
840 Winnie G. Flore	2		1	1															
841 John Wallace	25	1			1			2											Citizen by marriage
842 Jane Wallace	17		1	1															
843 Thomas Spring	35	1		1		Farmer	12	10	30				20		200				
844 Melissa Spring	50		1	1															
845 Josephine Spring	9		1	1															
846 Rosana Spring	6		1	1															
847 Walter Thomas Spring	4	1		1															
848 Joshua Bohanan	66	1		1			26	5	6				30		180				
849 Serana Bohanan	27		1	1															
850 Harmond Bohanan	17	1		1															Citizen by marriage
851 Thomas Bohanan	12	1		1															
852 William Bohanan	10	1		1															
853 Mary Ann Bohanan	9		1	1															
854 Emma Bohanan	8		1	1															
855 James Bohanan	7	1		1	4														
856 Susan Bohanan	4		1	1															
857 Basil S. Bohanan	4	1	4	1															
858 George C. McCoy	45	1		1			16	5					50		100				
859 Nancy McCoy	42		1	1															
860 Christopher C. McCoy	20	1		1															
861 Minerva McCoy	14		1	1															
862 Ed. C. D. Coons	29	1			1			1							65				Citizen by marriage
863 Sarah Coons	25		1	1															
864 Joe Coons	5	1		1															
865 Claudy Walter Coons	3	1		1															
TOTALS		17	14	28	3		54	23	36				100		445				

Census of *Choctaw* County,

Choctaw Nation, 1885

NAMES.	AGE.	DESCRIPTION OF PERSONS.					OCCUPATION.	LAND.	LIVE STOCK.						AGRICULTURAL PRODUCTS.			MISCELLANEOUS.	
		Male.	Female.	Indian.	White.	Colored.		Acres under Cultivation.	No. of Horses.	No. of Mules.	No. of Cattle.	No. of Sheep.	No. of Goats.	No. of Hogs.	No. Bales of Cotton.	No. Bushels of Corn.	No. Bushels of Wheat.	No. Bushels of Oats.	OTHER INFORMATION.
866 Mary Coones	mo 7		1	1															
867 Anthony Bohanan	47	1		1															
868 Lizzie & Elizabeth Bohanan	47		1	1															
869 Jackson Bohanan	4	1		1															
870 Styles Bohanan	mo 6	1		1															
871 Francis Bohanan	7		1	1															
872 Betsy Bohanan	5		1	1															
873 Samuel M ^c Cann	29	1		1			Farmer	12	7	10		20		30					
874 Sarah M ^c Cann	24		1	1															
875 Dixie M ^c Cann	9	1		1															
876 James M ^c Cann	7	1		1															
877 Juicy M ^c Cann	4		1	1															
878 James Spring	33	1		1				48	11	35		25	12	30		80			
879 Mary Spring	32		1	1															
880 Francis Spring	12		1	1															
881 Joseph Spring	10	1		1															
882 Betsy Lee Spring	7		1	1															
883 James Franklin Spring	4	1		1															
884 Zenowork Spring	mo 5	1		1															
885 J. H. Miller	32	1		1				80	10	250		100	20	700					Citizen by marriage
886 Emily Josephine Miller	28		1	1															
887 Edgar P. Miller	7	1		1															
888 Samuel Gordon Miller	5	1		1															
889 Ida B. Miller	2		1	1															
890 Caroline Thomas	15		1	1															
891 Vinny Wilson	24		1	1															
892 Millie Ward	30	1		1				5	1			20		15					
893 Mary Ward	29		1	1															
894 Margaret Ward	1		1	1															
895 Sidney King	6	1		1															
896 Alinton Ward	25	1		1															
TOTALS		16	15	30	1			145	29	295		215	32	775		80			



Census of County,

Choctaw Nation, 1885

NAMES.	DESCRIPTION OF PERSONS.						OCCUPATION.	LAND.		LIVE STOCK.						AGRICULTURAL PRODUCTS.				MISCELLANEOUS.
	AGE.	Male.	Female.	Indian.	White.	Colored.		Acres under Cultivation.	No. of Horses.	No. of Mules.	No. of Cattle.	No. of Sheep.	No. of Goats.	No. of Hogs.	No. Bales of Cotton.	No. Bushels of Corn.	No. Bushels of Wheat.	No. Bushels of Oats.	OTHER INFORMATION.	
897 Phebe Ward Sr	25		/	/																
898 Sinai Ward	3		/	/																
899 Phebe Ward Jr	1		/	/																
900 James Ussay	40	1			/		75	75	2	100			100	2	400				Choctaw by marriage	
901 Melinda Ussay Sr	39		/	/																
902 Emma Ussay	14		/	/																
903 Melinda Ussay Jr	12		/	/																
904 Anna Ussay	10		/	/																
905 Anna Robuck	54		/	/			60	40		150			200	7	1000					
906 Ada Spring	14		/	/																
907 Belshazzar McIntyre	6		/	/																
908 Della McIntyre	5		/	/																
909 Harley Homma	23	1		/																
910 Vinny Barnett	44		/	/			8	12	1	16			4							
911 Robert Barnett	11	1		/																
912 Delilah Jefferson	24		/	/																
913 Anna Jefferson	5		/	/																
914 Sibby Christy	1		/	/																
915 John Parson	39	1			/		35	4	1	45			2	18	250				Citizen by marriage.	
916 Larity Parson	35		/	/																
917 Irie Brashears	9		/	/																
918 Mary Parson	1		/	/																
919 E. P. Jones	1	1		/																
920 J. W. Anderson	31	1			/		2						8	2	80				Citizen by marriage	
921 Patey Anderson	28		/	/																
922 Margaret Anderson	9		/	/																
923 James Anderson	5	1		/																
924 Mary Anderson	3		/	/																
925 Albert Ward	40	1		/			20	8		6	5		40	4	100					
926 Lucy Ward	40		/	/																
927 Eliza Ward	18		/	/																
TOTALS		9	23	28	3		200	139	4	317	5		354	33	1830					



Census of *Winnemucca* County,

Choctaw Nation, 1885

67

68

NAMES.	AGE.	DESCRIPTION OF PERSONS.					OCCUPATION.	LAND.		LIVE STOCK.					AGRICULTURAL PRODUCTS.			MISCELLANEOUS.	
		Male.	Female.	Indian.	White.	Colored.		Acres under Cultivation.	No. of Horses.	No. of Mules.	No. of Cattle.	No. of Sheep.	No. of Goats.	No. of Hogs.	No. Bales of Cotton.	No. Bushels of Corn.	No. Bushels of Wheat.	No. Bushels of Oats.	OTHER INFORMATION.
1021 Amazon Frazier	2	1		1															Choctaw by blood
1022 Jack Hoop Austin	45	1		1			6	5				5	2	30					" " "
1023 Martha Austin	30		1	1															" " "
1024 Edward Austin	2	1		1															" " "
1025 Josephus Ebahuka	27	1		1															" " "
1026 Susan Ebahuka	30		1	1															" " "
1027 Eliza Ebahuka	7		1	1															" " "
1028 Rogers Ebahuka	3	1		1															" " "
1029 Ellis Wade	27	1		1				3		5		18		50					" " "
1030 Isabel Wade	30		1	1															" " "
1031 Anna Wade	5		1	1															" " "
1032 Mary Wade	1		1	1															" " "
1033 Jacob Hoemina	13	1		1															" " "
1034 Sarah Tutley	35		1	1			18	5	17			40		50					" " "
1035 Madison Battice	25	1		1															" " "
1036 Morgan Battice	8	1		1															" " "
1037 Vinny Battice	4		1	1															" " "
1038 Allen Brown	22	1		1			20	6	20			50		10					" " "
1039 Vinny Brown	36		1	1															" " "
1040 Josiah Yale	5	1		1															" " "
1041 Isom Yale	3	1		1															" " "
1042 Jifur Foster	65	1		1			20	13	6	1		21	3	200					" " "
1043 Ledia Foster	45		1	1															" " "
1044 Lee Foster	25	1		1															" " "
1045 Tobias William	17	1		1															" " "
1046 Eastman William	14	1		1															" " "
1047 Olie Foster	13	1		1															" " "
1048 Susan Hooper	15		1	1															" " "
1049 Anderson Burris	30	1		1															" " "
1050 Pesachayabe	28	1		1			3	3				2							" " "
1051 Nancy W. Pesachayabe	48		1	1															" " "
TOTALS		19	12	31			84	32	143	6		147	5	320					

Census of *Kiowa* County,

Choctaw Nation, 1885.

NAMES.	AGE.	DESCRIPTION OF PERSONS.					OCCUPATION.	LAND.	LIVE STOCK.					AGRICULTURAL PRODUCTS.				MISCELLANEOUS.	
		Male.	Female.	Indian.	White.	Colored.		Acres under Cultivation.	No. of Horses.	No. of Mules.	No. of Cattle.	No. of Sheep.	No. of Goats.	No. of Hogs.	No. Bales of Cotton.	No. Bushels of Corn.	No. Bushels of Wheat.	No. Bushels of Oats.	OTHER INFORMATION.
1052 Sarah Bench	55	/	/																
1053 Eliza Dixon	40	/	/																
1054 Mehaktabe Greenwood	70	/	/																
1055 Vicy Greenwood	40	/	/					2				2							
1056 Hall Greenwood	40	/	/																
1057 Lucy Greenwood	35	/	/				11	5				15		30					
1058 Agnes Martz	12	/	/																
1059 Smeal Martz	10	/	/																
1060 Ellis Okchaya	25	/	/																
1061 Sarah Itafama	18	/	/					3											
1062 Myrie Thompson	18	/	/					1				10							
1063 Louis Green	30	/	/					3				15							
1064 Phebe Green	50	/	/				6	5				14							
1065 Samuel Thompson	4	/	/									12							
1066 Willman Wilson	12	/	/					2											
1067 Sarmos Homana	50	/	/					4				13							
1068 Festand Seflore	31	/	/									4							
1069 Sophia Seflore	25	/	/				10	10	10			10		10					
1070 Allen Seflore	5	/	/																
1071 Isaac Seflore	3	/	/																
1072 Sarah Seflore	1	/	/																
1073 Sarah Wade	36	/	/					2				50							
1074 Alexander Wade	8	/	/																
1075 Serena Louis	23	/	/									5							
1076 Alfred Bacon	30	/	/				20	10	2	150		210		110					
1077 Simon Bacon	8	/	/																
1078 Agnes Bacon	6	/	/																
1079 Mary Bacon	4	/	/																
1080 Johnson Bacon	1	/	/																
1081 Vincy Seflore	25	/	/																
1082 Joshua Seflore	7	/	/					3	20										
TOTALS		77	14	31				47	50	2	180	450		150					

Census of *Kiowa* County,

Choctaw Nation, 1885

NAMES.	AGE.	DESCRIPTION OF PERSONS.					OCCUPATION.	LAND.		LIVE STOCK.						AGRICULTURAL PRODUCTS.				MISCELLANEOUS.
		Male.	Female.	Indian.	White.	Colored.		Acres under Cultivation.	No. of Horses.	No. of Mules.	No. of Cattle.	No. of Sheep.	No. of Goats.	No. of Hogs.	No. Bales of Cotton.	No. Bushels of Corn.	No. Bushels of Wheat.	No. Bushels of Oats.	OTHER INFORMATION.	
1052 Sarah Bench	55	1	1				Farmer													
1053 Eliza Dixon	40	1	1																	
1054 Mehahkabe Greenwood	70	1	1																	
1055 Vicy Greenwood	40	1	1						2				2							
1056 Hall Greenwood	40	1	1					11	5				15		30					
1057 Lucy Greenwood	35	1	1																	
1058 Anos Mark	12	1	1																	
1059 Anual Mark	10	1	1																	
1060 Ellis Okchaya	25	1	1						3											
1061 Sarah Itlafama	18	1	1						1				10							
1062 Myrie Thompson	18	1	1						3				15							
1063 Louis Green	30	1	1					6	5				14							
1064 Phebe Green	50	1	1										12							
1065 Samuel Thompson	4	1	1						2											
1066 Willman Wilson	12	1	1						4				13							
1067 Sarmos Homma	50	1	1										4							
1068 Feiland Sefflore	31	1	1					10	10	20			10		10					
1069 Sophia Sefflore	25	1	1																	
1070 Allen Sefflore	5	1	1																	
1071 Isaac Sefflore	3	1	1																	
1072 Sarah Sefflore	1	1	1																	
1073 Sarah Wade	36	1	1						2				50							
1074 Alexander Wade	8	1	1										5							
1075 Serena Louis	23	1	1										5							
1076 Alfred Bacon	50	1	1					20	10	2	150		510		110					
1077 Simon Bacon	8	1	1																	
1078 Agnes Bacon	6	1	1																	
1079 Mary Bacon	4	1	1																	
1080 Johnson Bacon	1	1	1																	
1081 Vicy Sefflore	25	1	1						3		20									
1082 Joshua Sefflore	7	1	1																	
TOTALS		17	14	31				47	50	2	180		450		150					

Census of *Kiometia* County,

Choctaw Nation, 1885.


		DESCRIPTION OF PERSONS.						LAND.										MISCELLANEOUS.				
NAMES.	AGE.	Male.	Female.	Indian.	White.	Colored.	OCCUPATION.	Acres under Cultivation.	LIVE STOCK.						AGRICULTURAL PRODUCTS.				OTHER INFORMATION.			
									No. of Horses.	No. of Mules.	No. of Cattle.	No. of Sheep.	No. of Goats.	No. of Hogs.	No. Bales of Cotton.	No. Bushels of Corn.	No. Bushels of Wheat.	No. Bushels of Oats.				
1083	Gouena Gelfone	5	1	1																		
1084	Louis Gelfone	2	1	1																		
1085	John Peter	33	1	1			Farmer	2	2	1	10											
1086	Missie Peter	25		1	1																	
1087	Simon Peter	11	1	1																		
1088	Thompson Coleman	28	1	1			Farmer	3	1					50								
1089	Moley Coleman	30		1	1																	
1090	Susan Coleman	5		1	1																	
1091	Jimmon Coleman	2	1	1																		
1092	Eden Ward	30	1	1			Farmer	15	8		20			50								
1093	Senai Ward	30		1	1																	
1094	George Ward	9	1	1																		
1095	Susan Ward	18		1	1																	
1096	Cunningham Ward	11	1	1																		
1097	Isaac Cole	25	1	1			Farmer							20								
1098	Viney Cole	25		1	1																	
1099	Samuel Cole	5	1	1																		
1100	Allen Cole	7	1	1																		
1101	Louis Silas	24	1	1				6	3		29			24		10						
1102	Louisa Silas	8		1	1																	
1103	Serana Silas	28		1	1																	
1104	Anderson Ashalintabe	25	1	1										10								
1105	Sim Folsom	20	1	1										3								
1106	Lottie Folsom	15		1	1																	
1107	Luke Allen	30	1	1																		
1108	Solomon Thomas	15	1	1																		
1109	Visey Sanders	18		1	1																	
1110	Alexander Sanders	10	1	1				5	1					45		55						
1111	Robert Sanders	7	1	1										6								
1112	Robert Martin	30	1	1			Farmer	3	2					7								
1113	Mary Martin	20		1	1																	
TOTALS			19	12	31			34	17	1	49	10		215		65						

NAMES.	DESCRIPTION OF PERSONS.						OCCUPATION.	LAND.	LIVE STOCK.						AGRICULTURAL PRODUCTS.				MISCELLANEOUS.
	AGE.	Male.	Female.	Indian.	White.	Colored.		Acres under Cultivation.	No. of Horses.	No. of Mules.	No. of Cattle.	No. of Sheep.	No. of Goats.	No. of Hogs.	No. Bales of Cotton.	No. Bushels of Corn.	No. Bushels of Wheat.	No. Bushels of Oats.	OTHER INFORMATION.
1114	Ida Martin	1		1															
1115	Holinabe Peter	100	1		1		Farmer	10	5				10						
1116	Harman Cooper	24	1		1														
1117	Isabel Cooper	18		1	1														
1118	Mary Cooper			1	1														
1119	Louisa Cooper			1	1														
1120	Rebecca Houston	90		1	1		Farmer	25	3				12						
1121	Elizabeth McLean	30		1	1		"	3	3				26	10					
1122	Simon Joseph (or Joe)	35	1		1			16					30	10					
1123	Sophia Joseph	28		1	1														
1124	Nicholas Joseph	2	1		1														
1125	Martha Coleman	50		1	1								6						
1126	Sampson Joe	18	1		1														
1127	Gibbie Going	35	1		1		Farmer	24	6	7			10	150					
1128	Elizabeth Going	40		1	1														
1129	Hampson Going	5	1		1														
1130	Binnie Wacum	7	1		1														
1131	Susan Wacum	9		1	1														
1132	Sissy Going	1		1	1														
1133	Joshua Crowder	31	1		1		"	25	4	60			200	3	150				
1134	Sophia Crowder	33		1	1														
1135	Richard Crowder	13	1		1														
1136	Martin Crowder	11	1		1														
1137	Eli Crowder	6	1		1														
1138	Anna Crowder	8		1	1														
1139	Sissie Crowder	5		1	1														
1140	Rachel Crowder	2		1	1														
1141	John Stidham	30	1		1			80	7	50			10	1	150				Citizen by marriage
1142	Mary Stidham	35		1	1														
1143	Elizabeth Stidham	8		1	1														
1144	Zachariah Stidham	1		1	1														
TOTALS		14	17	30	1			183	28	117			304	4	470				

Census of *Nowata* County,


Choctaw Nation, 1885

NAMES.	AGE.	DESCRIPTION OF PERSONS.					OCCUPATION.	LAND.	LIVE STOCK.						AGRICULTURAL PRODUCTS.				MISCELLANEOUS.
		Male.	Female.	Indian.	White.	Colored.		Acres under Cultivation.	No. of Horses.	No. of Mules.	No. of Cattle.	No. of Sheep.	No. of Goats.	No. of Hogs.	No. Bales of Cotton.	No. Bushels of Corn.	No. Bushels of Wheat.	No. Bushels of Oats.	OTHER INFORMATION.
1145 Mymie Stidham	6		1	1															
1146 Sarah Ann Stidham	2		1	1															
1147 Joseph Stidham	1	1																	
1148 David Oklabe	50	1		1		Farmer	2	1											
1149 Josephus Oklabe	12	1		1															
1150 Melina Oklabe	18		1	1															
1151 Albert Lorman	19	1		1															
1152 Seabelle Oklabe	10		1	1															
1153 Louisiana Oklabe	8		1	1															
1154 Susan Oklabe	6		1	1															
1155 Mitchell Brewer	35	1		1		Farmer	5					8		10					
1156 Anna Brewer	40		1	1															
1157 Jincy Kirklin	20		1	1				5	4			7							
1158 Sophia Brewer	5		1	1															
1159 John Allen	40	1		1		"	6	5				7		70					
1160 Rebacca Allen	27		1	1															
1161 Elizabeth Allen	16		1	1															
1162 Susan Allen	13		1	1															
1163 Joseph Allen	11	1		1															
1164 Allen Allen	7	1		1															
1165 Alexander Skeleton	16	1		1															
1166 Michael Webster	29	1		1		"	7	2	19			32		10					
1167 Martha Webster	23		1	1															
1168 Jimpson Cole	6	1		1															
1169 Willis Wilson	8	1		1															
1170 Armetan Wilson	17	1		1															
1171 Frank Durant	15	1		1															
1172 Alice Durant	20		1	1															
1173 Wilson Durant	48	1		1															
1174 Wiley Durant	40		1	1			25	2				40	2	130					
1175 Samuel Durant	7	1		1															
TOTALS		16	15	31			45	15	21			94	2	220					



Census of *Kiometia* County,

NAMES.	DESCRIPTION OF PERSONS.						OCCUPATION.	LAND.		LIVE STOCK.						AGRICULTURAL PRODUCTS.			MISCELLANEOUS.
	AGE.	Male.	Female.	Indian.	White.	Colored.		Acres under Cultivation.	No. of Horses.	No. of Mules.	No. of Cattle.	No. of Sheep.	No. of Goats.	No. of Hogs.	No. Bales of Cotton.	No. Bushels of Corn.	No. Bushels of Wheat.	No. Bushels of Oats.	OTHER INFORMATION.
1176	Cornelius Parker	49	1		1		Farmer	20	3				40	1	80				
1177	Eliza Parker	47		1	1														
1178	Nelson Parker	3	1		1		} <i>Widow</i>												
1179	Charles Parker	3	1		1														
1180	Samuel Parker	6	1		1														
1181	James Hambey	22	1		1		Farmer	5					8		10				
1182	Narcissa Hambey	28		1	1														
1183	John Durant	30	1		1		Farmer	9	1	4			40						
1184	Mykie Stearn	30		1	1														
1185	Molsie Jackson	80		1	1		Farmer												
1186	Calvin Jackson	25	1		1			20	6	1	9		40	1	100				
1187	Isabel Jackson	50		1	1														
1188	Patsie Jackson	4		1	1														
1189	Eliza Jackson	1		1	1														
1190	James Parker	47	1		1		Farmer	14	9	1	38		45	1	10				
1191	Sarah Parker	50		1	1														
1192	Stephen Parker	19	1		1														
1193	Dickson Parker	11	1		1														
1194	Molsie Parker	9		1	1														
1195	Mary Parker	17		1	1														
1196	Davis Jackson	38	1		1		Farmer	12	3	1	11	2	20	1	20				
1197	Lizzie Jackson	27		1	1														
1198	John Jackson	7	1		1														
1199	Johnson Jackson	2	1		1														
1200	Freeman Jackson	1	1		1														
1201	William Jones Sr	57	1		1		Farmer	20	7	3	60	40	100	3	150				"Well known Billy Jones"
1202	Isabel Jones	44		1	1														
1203	Susan Jones	18		1	1														
1204	Rogers Jones	6	1		1														
1205	Senai Jones	4		1	1														
1206	Sarah Jones	2		1	1														
TOTALS.			16	15	31			100	29	6	122	40	2	293	7	370			



Census of *Kiowitia* County,

Choctaw Nation, 1885

NAMES.	AGE.	DESCRIPTION OF PERSONS.					OCCUPATION.	LAND.	LIVE STOCK.					AGRICULTURAL PRODUCTS.				MISCELLANEOUS.	
		Male.	Female.	Indian.	White.	Colored.		Acres under Cultivation.	No. of Horses.	No. of Mules.	No. of Cattle.	No. of Sheep.	No. of Goats.	No. of Hogs.	No. Bales of Cotton.	No. Bushels of Corn.	No. Bushels of Wheat.	No. Bushels of Oats.	OTHER INFORMATION.
1207 Lucy Burris	14		1	1															
1208 Rogers Nelson	26	1		1			Farmer	30	16	24			11	1	110				
1209 Sinai Nelson	44		1	1															
1210 Betsy Nelson	11		1	1															
1211 Jimbn Burris	19	1		1				5	1				10						
1212 Mercy Chaffalabe	30		1	1															
1213 Morris	1	1		1															
1214 David Harrison	36	1		1															
1215 Jincy Harrison	26		1	1															
1216 Sally Harrison	9		1	1															
1217 William Jones jr	25	1		1				13	2	5			100	1	25				
1218 Nannie Jones	19		1	1															
1219 Frank A. Jones	1	1		1															
1220 James Going	28	1		1			Farmer	30	4	9			100		150				
1221 Lebelte Going	17		1	1															
1222 Nicholas Going	5	1		1															
1223 Ball Going	4	1		1															
1224 Elizabeth Going	1		1	1															
1225 Serana Going	1		1	1															
1226 Birtie Crowder	7		1	1															
1227 Samuel Going	18	1		1			Farmer	15	1				80		55				
1228 Sarah McCanu	33		1	1				4	3										
1229 Daniel Wade	29	1		1				20	10	17		2	90		100				
1230 Levisy Wade	62		1	1															
1231 Abel Silas	13	1		1															
1232 Levi Wade	24	1		1				8	8	6	2		58	1	60				
1233 Sissie Wade	29		1	1															
1234 Gibson Jones	35	1		1				40	9	2	15		50	2	100				
1235 Eliza Jones	20		1	1															
1236 Simon Jones	5	1		1															
1237 Isaac Jones	4	1		1															
TOTALS		16	15	31				165	54	2	76	2	2	479	5	600			

Census of *Okfuskee* County,

Choctaw Nation, 1885.

NAMES.	DESCRIPTION OF PERSONS.					OCCUPATION.	LAND. Acres under Cultivation.	LIVE STOCK.					AGRICULTURAL PRODUCTS.			MISCELLANEOUS.		
	AGE.	Male.	Female.	Indian.	White.			Colored.	No. of Horses.	No. of Mules.	No. of Cattle.	No. of Sheep.	No. of Goats.	No. of Hogs.	No. Bales of Cotton.	No. Bushels of Corn.	No. Bushels of Wheat.	No. Bushels of Oats.
1238 Louis Deffore	19	1		1			10	5	10			10	1	130				
1239 William Jones	28	1		1				1										
1240 Martha Jones	22		1	1														
1241 William Wade	28	1		1				1				20						
1242 Louisa Wade	26		1	1														
1243 David Gibson	40	1		1		Farmer	10	2						60				
1244 William Gibson	10	1		1														
1245 Meliny Wilson	45		1	1														
1246 Bully Wilson	15	1		1														
1247 Vincy Davis	25		1	1				2				15						
1248 Rachel Davis	8		1	1														
1249 Susan Allison	22		1	1														
1250 Daniel Hart	15	1		1														
		7	6	13			20	13	10			45	1	190				
Previous amount	617	620	1125	55	7	Previous amount	5683	2270	64	6707	307	97	10767	275	18289	220	775	
Total amount	624	626	1188	55	7	Total amount	5703	2283	64	6717	307	97	10812	276	18979	220	775	

I hereby certify that above and foregoing taken in the County of *Okfuskee* file in my office.

Transcript is a true and correct copy of census and are in original record book now on

In Testimony whereof I have hereto affixed the seal of the Choctaw Nation, this the 7th day of August A.D. 1886.

Thompson McKimney,
National Secretary,
Choctaw Nation.



TOTALS

Choctaw Nation, 1885.

LAND.	LIVE STOCK.						AGRICULTURAL PRODUCTS.				MISCELLANEOUS.
Acres under Cultivation.	No. of Horses.	No. of Mules.	No. of Cattle.	No. of Sheep.	No. of Goats.	No. of Hogs.	No. Bales of Cotton.	No. Bushels of Corn.	No. Bushels of Wheat.	No. Bushels of Oats.	OTHER INFORMATION.

*The Census of Blue County
of the 3rd Judicial District, Choctaw
Nation, taken in the year 1885.*

25795 INDIAN OFFICE
Incls: No. 16 1886

Census of *Blue* County,

Choctaw Nation, 1885.

NAMES.	AGE.	DESCRIPTION OF PERSONS.					OCCUPATION.	LAND.		LIVE STOCK.						AGRICULTURAL PRODUCTS.				MISCELLANEOUS.
		Male.	Female.	Indian.	White.	Colored.		Acres under Cultivation.	No. of Horses.	No. of Mules.	No. of Cattle.	No. of Sheep.	No. of Goats.	No. of Hogs.	No. Bales of Cotton.	No. Bushels of Corn.	No. Bushels of Wheat.	No. Bushels of Oats.	OTHER INFORMATION	
1. A. W. Tolson	45	1		1			Farmer	45	50	2	100	60		150		200		150		
2. Lewis Tolson	15	1		1																
3. Andrew Tolson	11	1		1																
4. Robert Tolson	7	1		1																
5. M ^{rs} Pincy Tolson	38		1																	
6. Louisa Tolson	17		1																	
7. Arabella Tolson	14		1																	
8. Mattie Tolson	7		1																	
9. Francis Tolson	11		1																	
10. Nancy Tolson	1		1																	
11. S. H. Stark	52	1			1		Doctor	30	1	2	15		30		250		150			
12. Thomas Stark	13	1		1																
13. Sarah Stark	10		1																	
14. W. W. Stark	1		1																	
15. M ^{rs} Blanche Stark	35	X	1		1															
16. Emma Stark	16		1																	
17. Maydell Stark	7		1																	
18. Moddie Stark	5		1																	
19. Louis Stark	3	X	1		1															
20. Joseph P. Tolson	62	1		1			Attorney	30	15		35	13		60		200		100		
21. Annie Trazier	6		1																	
22. Coriulia Trazier	4		1																	
23. Coriulia James	21	1		1				18	5		10		15		15		100			
24. Walter James	10	1		1					1											
25. Robin Jones	52	1		1				10	4		3		30		40					
26. John Trazier	14	1		1																
27. Joshua Leflore	7	1		1																
28. Phillis Jones	50		1		1															
TOTALS		14	14	26	2			133	82	4	163	73		285		765		450		




NAMES.	AGE.	DESCRIPTION OF PERSONS.					OCCUPATION.	LAND.	LIVE STOCK.					AGRICULTURAL PRODUCTS.				MISCELLANEOUS.	
		Male.	Female.	Indian.	White.	Colored.		Acres under Cultivation.	No. of Horses.	No. of Mules.	No. of Cattle.	No. of Sheep.	No. of Goats.	No. of Hogs.	No. Bales of Cotton.	No. Bushels of Corn.	No. Bushels of Wheat.	No. Bushels of Oats.	OTHER INFORMATION.
29 William Matoy	40	1		1															
30 Willie Matoy	14	1		1															
31 Charles Matoy	12	1		1															
32 Albert Matoy	8	1		1															
33 Thomas Matoy	5	1		1															
34 Mrs. Mary Matoy	40		1	1				1	6			10							
35 Susie Matoy	4		1	1															
36 Ori Matoy	1		1	1															
37 Isiah Arrington	20	1		1				2											
38 Lina Harkin	25		1	1															
39 Selian Harkin	8		1	1															
40 Joseph Hampton	30	1		1		Farmer		2				13		50					
41 Isaac Hampton	6	1		1															
42 Thomas Hampton	4	1		1															
43 Alex. Hampton	7	1		1															
44 Mrs. Ellen Hampton	23		1	1															
45 Jincy Hampton	2		1	1															
46 John Durant	28	1		1				1				7		3					
47 Jesse Durant	3	1		1															
48 Alex. Durant	2	1		1															
49 Esabel Durant	32		1	1															
50 Mary James	7		1	1															
51 R. C. Gardner	3	1		1				10	10										
52 William Gardner	4	1		1															
53 Arthur Gardner	2	1		1															
54 Arena Gardner	22		1	1															
55 Lelia Gardner	15		1	1															
TOTALS		16	11	22				10	16	6		30		53					



Census of *Blue* County,

Choctaw Nation, 1885

NAMES.	AGE.	DESCRIPTION OF PERSONS.					OCCUPATION.	LAND. Acres under Cultivation.	LIVE STOCK.						AGRICULTURAL PRODUCTS.				MISCELLANEOUS. OTHER INFORMATION.
		Male.	Female.	Indian.	White.	Colored.			No. of Horses.	No. of Mules.	No. of Cattle.	No. of Sheep.	No. of Goats.	No. of Hogs.	No. Bales of Cotton.	No. Bushels of Corn.	No. Bushels of Wheat.	No. Bushels of Oats.	
56 Steward Tolson	32	1		1			Farmer	8	4	2				38		26			
57 Josiah Tolson	12	1		1															
58 Alfred Tolson	5	1		1															
59 Missie Tolson	40		1	1															
60 Stephen Tolson	2	1		1															
61 Polly Ann Tolson	5		1	1															
62 Pulsey Fry	45	1		1			"	35	3	4				27	1	60			
63 Edmund Fry	5	1		1															
64 Lewis Fry	11	1		1															
65 James Fry	3	1		1															
66 Basie Fry	35		1	1															
67 Phillis Fry	13		1	1															
68 Jamime Fry	2		1	1															
69 Billy Fry	38	1		1			"	9	2							25			
70 Samuel Fry	17	1		1															
71 Willie Fry	16	1		1															
72 Vicie Fry	30		1	1															
73 Ella Fry	5		1	1															
74 Lena Fry	4		1	1															
75 Emma Fry	1		1	1															
76 D. M. Cochuar	36	1		1			"	2					10	1					
77 D. J. Cochuar	7	1		1															
78 Mary E. Cochuar	26		1	1	1														
79 Laura Cochuar	10		1	1															
80 Mahely Cochuar	9		1	1															
81 Elvora Cochuar	11		1	1															
TOTALS		1	12	14	25	1		52	11	6				75	2	111			



Census of *Blue* County,

Choctaw Nation, 1885

NAMES.	AGE.	DESCRIPTION OF PERSONS.					OCCUPATION.	LAND. Acres under Cultivation.	LIVE STOCK.						AGRICULTURAL PRODUCTS.				MISCELLANEOUS. OTHER INFORMATION.
		Male.	Female.	Indian.	White.	Colored.			No. of Horses.	No. of Mules.	No. of Cattle.	No. of Sheep.	No. of Goats.	No. of Hogs.	No. Bales of Cotton.	No. Bushels of Corn.	No. Bushels of Wheat.	No. Bushels of Oats.	
82 Gullway William	35	1		1				3	1						28				
83 George William	41	1		1															
84 Sally William	38		1	1															
85 Eunice William	12		1	1															
86 Eliza William	7		1	1															
87 Ransie Byington	24		1	1															
88 Charles William	31	1		1									1						
89 Lucy William	20		1	1															
90 Junner William	1	1		1															
91 Albert W. Daniel	24	1		1															
92 George Allen	28	1		1				6	2				8						
93 Nancy Allen	24		1	1															
94 Polly Hampton	20		1	1				39	30	1	700		400		288				
95 Susan Leflore	15		1	1															
96 Colbert Leflore	33	1		1				38	7		100		100		200				
97 Ezekiel Leflore	5		1	1															
98 Levisa Leflore	7		1	1															
99 Lemus	34		1	1															
100 Daniel Leflore	45	1		1															
101 Jinny Leflore	40		1	1															
102 G. W. Risner	69	1		x	1			140	83		100		200	8	1000		110		
103 Sealy Risner	35		1	1															
104 Caroline Risner	9		1	1															
105 Selina Hooper	35		1	1															
106 Loss Loring	22	1		1															
107 Martha Loring	30		1	1															
108 Crastus A. Willis	26	1		1				21	7		10	9		5					
109 Winnie Willis	30		1	1															
TOTALS		11	17	27	8			227	120	1	900	9	744		1457		110		



Census of *Blaine* County,

Choctaw Nation, 1885

NAMES.	AGE.	DESCRIPTION OF PERSONS.					OCCUPATION.	LAND. Acres under Cultivation.	LIVE STOCK.						AGRICULTURAL PRODUCTS.			MISCELLANEOUS. OTHER INFORMATION.
		Male.	Female.	Indian.	White.	Colored.			No. of Horses.	No. of Mules.	No. of Cattle.	No. of Sheep.	No. of Goats.	No. of Hogs.	No. Bales of Cotton.	No. Bushels of Corn.	No. Bushels of Wheat.	
110 Willi Wilson	27	1		1			Farmer	8	4	4				15				
111 Marvann Wilson	30		1	1														
112 Yemusse Wilson	5		1	1														
113 Eلسarie Wilson	1		1	1														
114 Louw Wilson	24	1		1			"		4	1	18	5		20		20		
115 Ellen Wilson	20		1	1														
116 Lewis Nelson	24	1		1			"	27	5					24				
117 Wilson Mosley	9	1		1														
118 Lerana Mosely	12		1	1														
117 Susan Mosely	10		1	1														
120 Ezebal Bully	60		1	1					2		10			5				
121 Willie Stebert	11	1		1														
122 Garland Wilson	85								1		4							
123 Dixon Wilson	25	1		1														
124 Daniel Payton	34								1					30				
125 Phillip Payton	8	1		1														
126 Esabell Payton	25		1	1														
127 Catharine Payton	7		1	1														
128 Mary Payton	4		1	1														
127 Richman Payton	24	1		1					4	1				4				
130 Lewis Pistoccha	24	1		1										30				
131 Buck James	21	1		1					6	4				10				
132 Sationa	60		1	1					5	10				10				
133 Benny Hunter	66	1		1				300	30	6	80	85		100	10	600		
134 Thomas Hunter	16	1		1														
135 G. R. Hunter	5	1		1														
136 Tennessee Hunter	43		1	1														
137 Mary Jane Hunter	13		1	1														
138 Belle Hunter	3		1	1														
139 Emma Hunter	17		1	1														
TOTALS		13	13	28				335	62	6	831	90		148	10	620		



Census of *W. Lee* County,


Choctaw Nation, 1885.

NAMES.	AGE.	DESCRIPTION OF PERSONS.					OCCUPATION.	LAND. Acres under Cultivation.	LIVE STOCK.						AGRICULTURAL PRODUCTS.				MISCELLANEOUS. OTHER INFORMATION.
		Male.	Female.	Indian.	White.	Colored.			No. of Horses.	No. of Mules.	No. of Cattle.	No. of Sheep.	No. of Goats.	No. of Hogs.	No. Bales of Cotton.	No. Bushels of Corn.	No. Bushels of Wheat.	No. Bushels of Oats.	
1110 Willie Smallwood	13	1		1															
1111 John Smallwood	8	1		1															
1142 Willie Hunter	23	1		1			4	1	1	20			10						
1113 Wanda Hunter	23		1		1														
1144 Cornelius Jones	52	1		1		Farmer	55	55	2	60	40	1	150		200				
1145 Nancy Jones	23		1	1															
1146 Carolines Jones	17		1	1															
1147 Charlie Victor	14	1		1															
1118 Benjamin James	22	1		1				1											
1119 Francis James	15		1	1															
1150 Peter Jones	3	1		1															
1151 Judia Brown	110		1	1															
1152 O. P. Gess	33				1	Farmer		2		2									
1153 John Gess	7	1		1															
1154 Poge Gess	3	1		1															
1155 Rhoda Gess	33		1	1															
1156 Esties Gess	2		1	1															
1157 Lena Gess	6		1	1															
1158 Lily Gess	8 mo		1	1															
1159 Willy Stewart	61		1	1			7	3	1		3	20	1	150		235			
1160 James Stewart	10	1		1															
1161 Samuel Stewart	15	1		1															
1162 Nancy Stewart	55		1	1															
1163 Patsie Loman	9		1	1															
1164 J. H. Bryant	30	1		1			100	25	18	200			110	27	400	10	200		
1165 Albert Bryant	8	1		1															
1166 Alfred Bryant	6	1		1															
1167 Neapolian Bryant	2	1		1															
1168 Susan Bryant	22		1	1															
1169 Samuel Garner	22	1		1			5		30			10							
TOTALS		16	13	28	2		168	92	27	313	40	11	290	230	530	10	1135		

Census of *Blue* County,

Choctaw Nation, 1885

NAMES.	AGE.	DESCRIPTION OF PERSONS.					OCCUPATION.	LAND.	LIVE STOCK.						AGRICULTURAL PRODUCTS.				MISCELLANEOUS.
		Male.	Female.	Indian.	White.	Colored.		Acres under Cultivation.	No. of Horses.	No. of Mules.	No. of Cattle.	No. of Sheep.	No. of Goats.	No. of Hogs.	No. Bales of Cotton.	No. Bushels of Corn.	No. Bushels of Wheat.	No. Bushels of Oats.	OTHER INFORMATION.
170 Calvin Beames	37	1		1			Farmer	30	10		15	150		75	6	50		30	
171 Julius Beames	8	1		1															
172 Samuel Beames	3	1		1															
173 Benjamin Beames	2	1		1															
174 James Beames	11	1		1															
175 Isham Beames	4	1		1															
176 Edmund Beames	5	1		1															
177 Eliza Beames	26		1	1															
178 Susan Beames	13		1	1															
179 Fodelia Beames	12		1	1															
180 Lucy Beames	9		1	1															
181 Emma Beames	60		1	1															
182 J. W. Robinson	33	1		1		Stone work	10	3 2 20		10			25						
183 Jane Robinson	25		1	1															
184 Adolphus Riddle	24	1		1				250	8	1	75		40	3	1000	20	300		
185 Ella Riddle	20		1	1															
186 Emma Riddle	1		1	1															
187 G. W. Gardner	41	1		1				24	5		5		2	150			20		
188 Edward Gardner	14	1		1															
189 Daniel Gardner	12	1		1															
190 Robert Gardner	8	1		1															
191 Willie Gardner	6	1		1															
192 Arabella Gardner	30		1	1															
193 Gebele Gardner	16		1	1															
194 Mary Gardner	10		1	1															
195 Dona Gardner	3		1	1															
196 Castman McFee	32	1		1					10	6		4	46		20				
197 Sally McFee	50		1	1															
198 Esabell McFee	10		1	1															
199 Susan McFee	13		1	1															
TOTALS		16	14	39	1			310	38	7	103		224	11	1250	8	570		



Census of *Blount* County,

Choctaw Nation, 1885

NAMES.	DESCRIPTION OF PERSONS.						OCCUPATION.	LAND.		LIVE STOCK.						AGRICULTURAL PRODUCTS.				MISCELLANEOUS.
	AGE.	Male.	Female.	Indian.	White.	Colored.		Acres under Cultivation.	No. of Horses.	No. of Mules.	No. of Cattle.	No. of Sheep.	No. of Goats.	No. of Hogs.	No. Bales of Cotton.	No. Bushels of Corn.	No. Bushels of Wheat.	No. Bushels of Oats.	OTHER INFORMATION.	
200 Christopher Beach	47	1					Stock Raiser	75	8		30			100	16	600		200		
201 Daniel Beach	11	1																		
202 John Beach	7	1																		
203 Josiah Beach	5	1																		
204 Nancy Beach	35		1																	
205 Abigail Beach	10		1																	
206 Josephina Beach	9		1																	
207 Adeline Beach	3		1																	
208 Abatobe	53	1					Farmer	65	15	1	50	30	100	4	100		60			
209 Adeline McElure	20		1																	
210 W. W. McElure	5	1									3	30								
211 Joseph Nelson	31	1						16	4	1	11	16	44	4	60					
212 Solomon Nelson	14	1																		
213 Jannie Nelson	38		1																	
214 Mitchell Nelson	67	1																		
215 John Nelson	7	1																		
216 Gilbert Nelson	5	1																		
217 David Nelson	3	1																		
218 Sophie Nelson	18		1																	
219 Francis Nelson	13		1																	
220 Emeline Nelson	8 ^{mo}		1																	
221 W. W. Hampton	44	1					"	100	50	4	350		150	5	1200		600			
222 John L. Hampton	12	1																		
223 Benson Hampton	14	1																		
224 Susan Hampton	35		1																	
225 J. B. Turnbull Jr	34	1						35	30		100	70	5	100	5	200		125		
226 Timothy Turnbull	4 ^{mo}	1																		
227 Adeline Turnbull	25		1																	
228 Elizabeth Turnbull	4		1						1		2	10								
229 Ellis William	20	1																		
TOTALS		15	12	30				291	111	6	570	18	5	500	34	1100		985		



Census of *Blue* County,

Choctaw Nation, 1885.

NAMES.	DESCRIPTION OF PERSONS.						OCCUPATION.	LAND.		LIVE STOCK.						AGRICULTURAL PRODUCTS.				MISCELLANEOUS.
	AGE.	Male.	Female.	Indian.	White.	Colored.		Acres under Cultivation.	No. of Horses.	No. of Mules.	No. of Cattle.	No. of Sheep.	No. of Goats.	No. of Hogs.	No. Bales of Cotton.	No. Bushels of Corn.	No. Bushels of Wheat.	No. Bushels of Oats.	OTHER INFORMATION.	
230	Julico Turnbull	60																		
231	Betsy Turnbull	10		2																
232	Josephus Hayes	15																		
233	Jefferson Fry	10	2		4															
234	Benjamin Battiest	34					Stock raiser	40	50	400	100		200		100				30 bee hives.	
235	Travisway Battiest	5	2																	
236	Kazie Battiest	33																		
237	Harriett Battiest	8																		
238	Annie Battiest	6																		
239	Rachael Battiest	4																		
240	Finny Battiest	2		5	7															
241	William Saunders	14	1		1															
242	Mary Durant	47		1	1		Stock raiser	50	20	150	30		100	5	200					
243	Lewis Peter	13	1		1															
244	Thompson McLean	35	1				Farmer	30	2	4			50	2	200					
245	Suey McLean	50		1	2															
246	Milburn McLean	20	1		1															
247	Joseph Hogan	29					Farmer	12	3				100	5	150					
248	Sidney Hogan	2	2																	
249	Eliza Hogan	25																		
250	Francis Hogan	4		2	4															
251	Jonnis Brown	44					Doctor	4					12		15					
252	Gilda Brown	1	2																	
253	Molsey Brown	20																		
254	Mary Brown	5		2	4															
255	J. H. Lee	29				1	Stock raiser	50	2	3	200									
256	Mack Lee	16	2																	
257	Ettie Lee	20		1	2															
258	Allen Thompson	24	1		1			7	3	18										
259																				
TOTALS			15	14	28	1		273	110	3	922	130	662	10	665				30 bee hives.	

Census of *Blue* County,

Choctaw Nation, 1885

NAMES.	AGE.	DESCRIPTION OF PERSONS.					OCCUPATION.	LAND.	LIVE STOCK.					AGRICULTURAL PRODUCTS.				MISCELLANEOUS.	
		Male.	Female.	Indian.	White.	Colored.		Acres under Cultivation.	No. of Horses.	No. of Mules.	No. of Cattle.	No. of Sheep.	No. of Goats.	No. of Hogs.	No. Bales of Cotton.	No. Bushels of Corn.	No. Bushels of Wheat.	No. Bushels of Oats.	OTHER INFORMATION.
259 G. W. Thompson	56						Attorney	65	7		20			50	10	300			
260 Jacob Thompson	7																		
261 Greenwood Thompson	4	3																	
262 Susan Thompson	43																		
263 Josephine Thompson	13		2	5															
264 Samuel Gardner	55						Farmer	6	7		20	4		20		10			
265 Bazil Gardner	15	2																	
266 Moley Gardner	62																		
267 Seely Aleohtabe	15		2	4															
268 McKinney Holton	21	1												6					
269 Kezey Loreno	17							40											
270 Loreno Lewis	10							6	3		3			20					
271 Eliza Lewis	7																		
272 Ellen Lewis	5		4	5															
273 Jorris Byington	65	1		1															
274 Thompson Harris	24	1		1				4	1					25					
275 Josiah Lewis	32	1						1	1										
276 Arabel Lewis	20		1	2															
277 William Sheehen	22	1			1		Farmer	15	2		7			8					
278 Mary Sheehen	18		1	1															
279 Peter Quinn	48	1			1		Pedler		1		1								
280 Simon Honey	60	1		1															
281 John Greeney	38								15		25	24		16	1	400		40	
282 Leve Impson	15																		
283 David Impson	13																		
284 L. J. Jackson Impson	10	4																	
285 Meliny Greeney	43																		
286 Cora Impson	12																		
287 Lena Impson	11																		
288 Iddie May Greeney	6		4	8															
TOTALS.		16	14	28	2			137	37		76	28		145	11	710		40	

Census of *Blue* County,

Choctaw Nation, 1885.

21	DESCRIPTION OF PERSONS.						OCCUPATION.	LAND.		LIVE STOCK.						AGRICULTURAL PRODUCTS.				MISCELLANEOUS.
	NAMES.	AGE.	Male.	Female.	Indian.	White.		Colored.	Acres under Cultivation.	No. of Horses.	No. of Mules.	No. of Cattle.	No. of Sheep.	No. of Goats.	No. of Hogs.	No. Bales of Cotton.	No. Bushels of Corn.	No. Bushels of Wheat.	No. Bushels of Oats.	OTHER INFORMATION.
289	Samms Cole	34						Farmer	8	1						60				
290	Robert Cole	14																		
291	Emasiah Cole	7																		
292	Abner Cole	5																		
293	Ezeriah Cole	3 ^{weeks}	5																	
294	Lucy Cole	17		1	6															
295	Lottie May	60		1	1															
296	Tecumseh Payton	58							60	11	10	8	5	6		300				
297	Joseph Payton	21																		
298	Walter Payton	19																		
299	Tecumseh Payton Jr	13																		
300	Noah Payton	12																		
301	Andrew Payton	6																		
302	Benjamin Robert	5	7																	
303	Miley Payton	45		1	8															
304	Jackson Gaddis	42						Farmer	1						2	150				
305	Frank Gaddis	6																		
306	Eli Gaddis	2	3		3															
307	Metilda Gaddis	24		1	1															
308	Phillip Ishkama	27							2							50				
309	Anderson Ishkama	15	2																	
310	Isabel Ishkama	5		1		3														
311	Silas Hunter	34							12	8	30			150						
312	Sophie Hunter	26	1																	
313	S. E. Hunter	11																		
314	Jincy Hunter	4																		
315	Lodisa Hunter	2		4	5															
316	Samuel Dyer	38	1						25	4	1			150	2	75				
317	Sarah Dyer	40																		
318	Linnie Dyer	8		2	3															
TOTALS			19	11	26	1	3		105	33	30	14	8	14	346	4	635			



Census of *Blue* County,

Choctaw Nation, 1885

J. W. Rice & Sons, Printers and Binders, New York, Kansas.

NAMES.	AGE.	DESCRIPTION OF PERSONS.					OCCUPATION.	LAND.		LIVE STOCK.						AGRICULTURAL PRODUCTS.				MISCELLANEOUS.
		Male.	Female.	Indian.	White.	Colored.		Acres under Cultivation.	No. of Horses.	No. of Mules.	No. of Cattle.	No. of Sheep.	No. of Goats.	No. of Hogs.	No. Bales of Cotton.	No. Bushels of Corn.	No. Bushels of Wheat.	No. Bushels of Oats.	OTHER INFORMATION.	
319 William Leflore	38						Stock raiser	50	25	250			100		200					
320 Mikell Leflore	10																			
321 Willie Leflore	7	3																		
322 Rosana Leflore	31																			
323 Sarah Ellen Leflore	5																			
324 Louisa Leflore	3																			
325 Jincy Leflore	5																			
326 Lada Worts	11		5	8																
327 Edmund Jones	36								1				4		60					
328 Sibbie Jones	24																			
329 Benjamin James	21																			
330 Francis James	17																			
331 Susan Moore	30		1	1					3	1			16							
332 J. A. Moore	53					1														
333 Mary Homma	33		1					50	40	1	80		80	4	100					
334 Solomon Homma	17		1	2																
335 Eliza Hooper	66							6												
336 Silvia Hooper	17		2	2																
337 James Allen	20	1		1																
338 Lillie Harkins	20																			
339 Emma Homma	4																			
340 Eliza Homma	60		3	4				40	30	1	33		20	3	210				60 barrels of Potatoes	
341 Selom J. Wilson	25	1																		
342 Francis Wilson	28						Farmer	12	19		75	20	50		100					
343 Jincy Turnbull	19							15	8		20	20	15							
344 Emma Turnbull	7		3	4																
345 Johnson Wally	34						Farmer	16	17		22	24	15	70	3	100				
346 Patterson Wally	14	2																		
347 Sennie Wally	26		1	3																
348 Jackson Jones	15	1		1				7	1		6		25							
TOTALS		8	17	26	1			196	144	2	487	64	15	380	10	770			60 bl of Potatoes.	



Census of Blue County,

Choctaw Nation, 1885.

NAMES.	AGE.	DESCRIPTION OF PERSONS.					OCCUPATION.	LAND.	LIVE STOCK.					AGRICULTURAL PRODUCTS.				MISCELLANEOUS.	
		Male.	Female.	Indian.	White.	Colored.		Acres under Cultivation.	No. of Horses.	No. of Mules.	No. of Cattle.	No. of Sheep.	No. of Goats.	No. of Hogs.	No. Bales of Cotton.	No. Bushels of Corn.	No. Bushels of Wheat.	No. Bushels of Oats.	OTHER INFORMATION.
349 Jefferson Colbat	23							4	8		1								
350 Samuel Colbat	22	2		2		Farmer	25	2	4		3		1	160					
351 Jackson Risnor	47				1														
352 Charlie Risnor	18																		
353 Jackson Risnor Jr.	16																		
354 Morris Smith	11	3																	
355 Fennie Risnor	27																		
356 Annie Smallwood	12		2	5															
357 W.D. Impson	27					Farmer		1											
358 W.C. Impson	8	2		2															
359 F. A. Impson	20		1	1															
360 Josiah Beams	34					Farmer	22	5	12		65		200						
361 Sweeney Frazier	13	2																	
362 Mary Beams	35																		
363 Eliza Roberson	9		2	4															
364 John Billy	70	1		1			10	1			20	2	60						
365 Solomon Brooks	28					Farmer	10	11	4		50		100						
366 Eli Brooks	3																		
367 Sarena Brooks	28																		
368 Mary Ann Brooks	2																		
369 Sawie Cochraner	27	1		1			10	2	5		20	1	100						
370 Bekey Billy	40																		
371 Jincy Lewis	14		2																
372 Walter Billy	11	1		3															
373 Aaron Peter	22	1																	
374 Sarbil Peter	30		1	2															
375 Eastman Hunter	24							1											
376 Peter Hunter	4	2		2															
377 Abel Onahotabe	24										5	1	25						
378 Joseph Onahotabe	1																		
TOTALS.		15	8	22	2		77	17	33		164	5	645						



NAMES.	DESCRIPTION OF PERSONS.						OCCUPATION.	LAND. Acres under Cultivation.	LIVE STOCK.						AGRICULTURAL PRODUCTS.				MISCELLANEOUS. OTHER INFORMATION.
	AGE.	Male.	Female.	Indian.	White.	Colored.			No. of Horses.	No. of Mules.	No. of Cattle.	No. of Sheep.	No. of Goats.	No. of Hogs.	No. Bales of Cotton.	No. Bushels of Corn.	No. Bushels of Wheat.	No. Bushels of Oats.	
379	Liddie Fry	40		1															
380	William Fry	6	1		2														
381	Louisa Robinson	18		1	1														
382	Coastman Lewis	37	1					8	4				23	2	50				
383	Fennie Lewis	39																	
384	Jincy Lewis	16		2	3														
385	Willy Billy	20	1		1														
386	Charles Fowler	50	1		1			1	2										
387	Benjamin Robert	27	1				Farmer	24	4	3			23	2	50				
388	Molsey Robert	19																	
389	Josephine Robert	4		2	3														
390	Jane Eschnauer	70						8	4	10					30				
391	Rannie Eschnauer	2																	
392	Turner Eschnauer	20										9							
393	Wallace Noah	32	1					6	5	5		6	25	45					
394	Isabel Noah	30																	
395	Ellen Frazier	10		2	3														
396	Fielding Wally	56	1				Blacksmith	64	28	37	36		100	30					
397	Eliza Wally	39																	
398	Lincy Echapotabe	42		2	3														
399	Noel Naktitaya	33					Farmer	14	1				12	100					
400	Emon Naktitaya	9																	
401	Davis Naktitaya	4																	
402	Littleton Naktitaya	25																	
403	Sissie Naktitaya	6																	
404	Billy Jackson	48					Farmer	18	7	21	30	4	60	1	90				
405	Stolmon Paul	11	2																
406	Phoebe Jackson	32																	
407	Molsey Naktitaya	25																	
408	Lizzie Noah	6		2	4														
TOTALS			15	15	30			143	55	76	66	10	252	5	395				




NAMES.	DESCRIPTION OF PERSONS.						OCCUPATION.	LAND.	LIVE STOCK.						AGRICULTURAL PRODUCTS.			MISCELLANEOUS.	
	AGE.	Male.	Female.	Indian.	White.	Colored.		Acres under Cultivation.	No. of Horses.	No. of Mules.	No. of Cattle.	No. of Sheep.	No. of Goats.	No. of Hogs.	No. Bales of Cotton.	No. Bushels of Corn.	No. Bushels of Wheat.	No. Bushels of Oats.	OTHER INFORMATION.
409	<i>Gamon Wilson</i>	32																	
410	<i>Collin Wilson</i>	9	2																
411	<i>Eliza Wilson</i>	42																	
412	<i>Malene Wilson</i>	14																	
413	<i>Molly Wilson</i>	12		3	5														
414	<i>Harris Okatahe</i>	45	1		1								10						
415	<i>Ar Louis Hooper</i>	30					<i>Farmer</i>	5	7				34		12				
416	<i>Abel Hooper</i>	20																	
417	<i>Rufus Hooper</i>	1	3		3														
418			6	3	9			10	7				44		12				
4																			
TOTALS																			



Census of Blue County,

Choctaw Nation, 1885.


NAMES.	DESCRIPTION OF PERSONS.						OCCUPATION.	LAND. Acres under Cultivation.	LIVE STOCK.						AGRICULTURAL PRODUCTS.			MISCELLANEOUS. OTHER INFORMATION.
	AGE.	Male.	Female.	Indian.	White.	Colored.			No. of Horses.	No. of Mules.	No. of Cattle.	No. of Sheep.	No. of Goats.	No. of Hogs.	No. Bales of Cotton.	No. Bushels of Corn.	No. Bushels of Wheat.	
418 Bessand Durant	55	1		1			Farmer	8	10				1		125			Choctaw by blood.
419 Delilah Durant	17		1	1														
420 Allen Durant	18	1		1														
421 Benjamin Washington	50	1		1				17	2	9			10	60				
422 Ellen Washington	52		1	1														
423 Morris Washington	22	1		1														
424 James Boland	37	1		1				5	4	8	16		100	50				
425 Jane Boland	40		1	1														
426 Elizabeth Jones	13		1	1														
427 Stephen Belvin	35	1		1				55		2	15		200	150				
428 Milissa Belvin	40		1	1														
429 Roberson Belvin	12	1		1														
430 Joseph Hampton	17	1		1														
431 Jincy Allen	9		1	1														
432 Johnson Frazier	38	1		1					2									
433 Sinai Frazier	25		1	1														
434 C. B. Benson	37	1			1		Merchant & farmer	3	25	2	10		2					Citizen by marriage. Choctaw by blood.
435 C. A. Benson	24		1	1														
436 Minnie Powell	2		1	1														
437 Wilson H. Jones	55	1		1			Farmer & stock raiser	550	200	5	6000		7000	45	3000			25 acres Apples & Peach Orchard Citizen by marriage Choctaw by blood.
438 C. B. Jones	40		1	1	1													
439 William H. Jones	25	1		1														
440 Willis Jones	13	1		1														
441 Jackson McField	11	1		1														
442 Mary Pope	24		1	1														
443 Watkins Hays	6	1		1							5		40					
444 Cornelius Hays	5	1		1														
445 Samuel Jones	38	1		1				1						40				
446 Martha Jones	41		1	1														
447 Wilman Jones	12	1		1														
TOTALS	18	12	28	2				618	244	9	6092	21	3	7350	45	3425		



Census of Blue County,

Choctaw Nation, 1885.


NAMES.	DESCRIPTION OF PERSONS.						OCCUPATION.	LAND.	LIVE STOCK.						AGRICULTURAL PRODUCTS.				MISCELLANEOUS.
	AGE.	Male.	Female.	Indian.	White.	Colored.		Acres under Cultivation.	No. of Horses.	No. of Mules.	No. of Cattle.	No. of Sheep.	No. of Goats.	No. of Hogs.	No. Bales of Cotton.	No. Bushels of Corn.	No. Bushels of Wheat.	No. Bushels of Oats.	OTHER INFORMATION.
448 Zachariah Jones	31	1		1			Farmer	30	12	2	30			1	100				
449 Milinda Jones	30		1		1														
450 Martha Jones	8		1	1															
451 Ellis Jones	5	1		1															
452 Elizabeth Jones	2		1	1															
453 Josiah Folsom	53	1		1				15	4		12			12	1	100			
454 David Folsom	16	1		1					30		24			15					
455 Silas Fisher	24	1		1				2	4					26					
456 Sillin Fisher	23		1	1											60				
457 Daniel Fisher	5	1		1															
458 Sarah Fisher	2		1	1															
459 Moses Patterson	8	1		1															
460 Eastman Anderson	50	1		1				25	15		14	50		50		250			
461 Elizabeth Anderson	45		1	1															
462 William Anderson	17	1		1															
463 John Folsom	22	1		1					12		5			12					
464 Morris Joslynn	16	1		1					1										
465 Alfred Billy	70	1		1															
466 Albert Carne	24	1		1															
467 Solomon Anderson	30	1		1				5			10	60		10					
468 Sillin Anderson	28		1	1															
469 Lena Anderson	8		1	1															
470 William Anderson	6	1		1															
471 Anna Anderson	3		1	1															
472 Gooding Anderson	27	1		1					2		4			5					
473 Nancy Anderson	27		1	1															
474 Louisa Anderson	6		1	1															
475 John H. Stealy	32	1			1			2	2		9	116		100	4	300			alien by marriage.
476 Jane Stealy	23		1	1															
477 Allen H. Stealy	1	1		1															
TOTALS.	18	12	28	2				84	82	2	108	226		230	6	810			



Census of Blue County,

Choctaw Nation, 1885

NAMES.	AGE.	DESCRIPTION OF PERSONS.					OCCUPATION.	LAND.		LIVE STOCK.					AGRICULTURAL PRODUCTS.				MISCELLANEOUS.
		Male.	Female.	Indian.	White.	Colored.		Acres under Cultivation.	No. of Horses.	No. of Mules.	No. of Cattle.	No. of Sheep.	No. of Goats.	No. of Hogs.	No. Bales of Cotton.	No. Bushels of Corn.	No. Bushels of Wheat.	No. Bushels of Oats.	OTHER INFORMATION.
478 Wallace Jones	50	1		1			Farmer	45	3		15	30		100	4	300			
479 Eliza Jones	45		1	1															
480 Simon Jones	20	1		1															
481 Henry Jones	13	1		1															
482 Idda Jones	12		1	1															
483 Haley Jones	36	1		1															
484 Lucinda Hays	3		1	1															
485 Isaac McClure Sr	50	1		1				40	6	2	50	8		80	2	100		100	
486 Laura Ann McClure	47		1		1														
487 Truman McClure	17	1		1															Citizen by marriage
488 Lucetta McClure	13		1	1															
489 Isaac A. McClure Jr	11	1		1															
490 Stephen B. McClure	10	1		1															
491 William Risner	21	1			1			3	3		14			18		150			
492 Lucy W. Risner	18		1	1															
493 Louisa McCurtain	3		1	1															
494 Alfred Strickland	23	1		1															
495 Noel Jones	45	1		1					2					40	1	20			
496 Mary Jones	30		1	1															
497 Frank Jones	20	1		1															Cherokee
498 Elizabeth Jones	18		1	1															
499 Stan Wattie Jones	14	1		1															
500 Anna Jones	7		1	1															
501 Sireal Jones	6	1		1															
502 Narcissa Jones	3		1	1															
503 Edward Jones	3	1		1															
504 William W. Richards	55	1			1			3			15	85							
505 Cornelia Richard	40		1	1															Citizen by marriage
506 Francis Harkins	14		1	1															
507 Mary McKinney	22		1	1															
TOTALS		16	14	27	3			88	17	2	94	123		238	7	570		100	



NAMES.	DESCRIPTION OF PERSONS.						OCCUPATION.	LAND.		LIVE STOCK.						AGRICULTURAL PRODUCTS.				MISCELLANEOUS.
	AGE.	Male.	Female.	Indian.	White.	Colored.		Acres under Cultivation.	No. of Horses.	No. of Mules.	No. of Cattle.	No. of Sheep.	No. of Goats.	No. of Hogs.	No. Bales of Cotton.	No. Bushels of Corn.	No. Bushels of Wheat.	No. Bushels of Oats.	OTHER INFORMATION	
508 Josephine Crocket	7		1	1																
509 Sophia Crocket	2		1	1																
510 Alfred Billy	10	1		1																
511 Albert Carue	24	1		1																
512 Benjamin J. Pickens	48	1		1			Farmer	60	16	4	35		50	3	200					
513 Sarah Pickens	50		1	1																
514 Simeon Hotumbe Sunball	12	1		1																
515 Amazon Allen	23	1		1					2											
516 Elizabeth Myers	54		1	1																
517 Alfred Wright	57	1		1				80	18		200		200		600					
518 Jane Wright	40		1	1																
519 Serena Wright	15		1	1																
520 Joshua Allen	24	1		1									20							
521 Allison Harkins	22	1		1																
522 Johnson Baker	39	1		1				4	4		2		25							
523 Lebbie Baker	34		1	1																
524 Narcissa Baker	7		1	1																
525 Elsie Baker	6		1	1																
526 Susan Baker	1		1	1																
527 Silas Harkins	20	1		1				2	8		3	11	14							
528 Selina Harkins	40		1	1																
529 Lylie Battiest	60		1	1																
530 Melvina Nicholas	37		1	1																
531 Allen Nicholas	8	1		1																
532 John Lewis	60	1		1				100	7		6	2	50		150					
533 Mary Lewis	50		1	1																
534 Ammon Daley	24	1		1				50	30	3	60	50	4	100	5	150				
535 Sarah Daily	30		1	1																
536 Gibson Falammi	39	1		1				4	1				20							
537 Jincy Falammi	45		1	1																
TOTALS		14	16	30				296	86	7	300	67	6	479	8	1100				




Census of *Blue* County,

Choctaw Nation, 1885

39

110

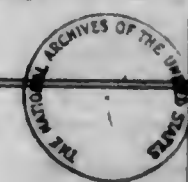
NAMES.	DESCRIPTION OF PERSONS.						OCCUPATION.	LAND.		LIVE STOCK.						AGRICULTURAL PRODUCTS.				MISCELLANEOUS.
	AGE.	Male.	Female.	Indian.	White.	Colored.		Acres under Cultivation.	No. of Horses.	No. of Mules.	No. of Cattle.	No. of Sheep.	No. of Goats.	No. of Hogs.	No. Bales of Cotton.	No. Bushels of Corn.	No. Bushels of Wheat.	No. Bushels of Oats.	OTHER INFORMATION.	
538 Patsie Galammi	12		1	1																
539 Davis Galammi	5	1		1																
540 Jesse Moses	27	1		1			6						32	1	85					
541 Phebe Moses	25		1	1																
542 Wilson Moses	5	1		1																
543 Louisa Anna Christy	40		1	1																
544 Mintabee	46	1		1		Farmer	8	4	2				5	1	40					
545 Melissy Metabee	23		1	1																
546 Dixon Wilson	28	1		1																
547 George A. Boydston	29	1			1		90	10	125				40		1000				Citizen by marriage.	
548 Mary Ann Boydston	24		1	1																
549 John F. Boydston	4	1		1																
550 Alfred D. Boydston	3	1		1																
551 Lucetta Boydston	2		1	1																
552 Elizabeth Boydston	m 2		1	1																
553 Melina Martin	42		1	1				8	85	30			30							
554 Loring S. W. Holcom	63	1		1			160	2	2	25			50	17	80		200			
555 Emmett Kennedy	8	1		1																
556 Charles Hill	53	1			1		35	4	1	130			20						Citizen by marriage.	
557 Agnes Bell Hill	m 1		1	1																
558 Samuel Adams	12	1		1			20			12			20							
559 Alfred Gardner	36	1		1			5	3	4				50		150					
560 John Morris	50	1		1			1	2					40		20					
561 Thomas J. Manning	53	1			1		270	300	10	600			100	6	400	400	900		Citizen by marriage	
562 Metilda Manning	45		1	1																
563 Forbis Manning	13	1		1																
564 Charles Manning	10	1		1																
565 Thomas Manning	8	1		1																
566 Permalia Manning	6		1	1																
567 Lucy Manning	1		1	1																
TOTALS.		18	12	28	2		545	333	13	971	42		407	25	1775	400	900			



Census of *Blue* County,

Choctaw Nation, 1885

NAMES.	DESCRIPTION OF PERSONS.						OCCUPATION.	LAND.	LIVE STOCK.						AGRICULTURAL PRODUCTS.				MISCELLANEOUS.
	AGE.	Male.	Female.	Indian.	White.	Colored.		Acres under Cultivation.	No. of Horses.	No. of Mules.	No. of Cattle.	No. of Sheep.	No. of Goats.	No. of Hogs.	No. Bales of Cotton.	No. Bushels of Corn.	No. Bushels of Wheat.	No. Bushels of Oats.	OTHER INFORMATION.
568 Arthur Manning	4	1		1															
569 Gartrude Thompson	3	1		1															
570 Elizabeth Penmalia Tofferty	61		1	1			Farmer	15	5	6			6		150				Choctaw Indian become citizen by marriage.
571 Drew Arrington	62	1		1				100	11	60			5		500		50		
572 Elizabeth Arrington	57		1	1															
573 Levi Arrington	22	1		1															
574 Franklin Arrington	18	1		1															
575 Mary Arrington	12		1	1															
576 James Raibsworth	10	1		1															
577 Lucinda Allen	7		1	1															
578 Robert Hampton	14	1		1															
579 A. J. Barnette	36	1			1			75	4	1	12		11	2	75		60		White citizen by marriage.
580 Elizabeth Barnette	29		1	1															
581 Myrtle Barnette	14	1		1															
582 Mary Barnette	12		1	1															
583 Georgian Barnette	10		1	1															
584 Ida Barnette	9		1	1															
585 Jackson Barnette	8	1		1															
586 Ada Barnette	7		1	1															
587 Agnes Barnette	4		1	1															
588 Maggie Barnette	1		1	1															
589 William Arrington	39	1		1				10	1	20			14	2	25		100		Citizen by marriage
590 Bill Henry Arrington	39		1	1															
591 Ellen Arrington	14		1	1															
592 Nancy Arrington	12	X	1	1															
593 Leroy Arrington	10	1	X	1															
594 Noah Arrington	8	1		1															
595 Winnie Washington	40		1	1				4	4		4		20						
596 Abel Nail	23	1		1															
597 Jimmon Houston	19	1		1															
TOTALS		15	15	29	1			204	25	1	98	4	56	4	750		210		



Census of *Blue* County,

Choctaw Nation, 1885

NAMES.	DESCRIPTION OF PERSONS.						OCCUPATION.	LAND. Acres under Cultivation.	LIVE STOCK.						AGRICULTURAL PRODUCTS.				MISCELLANEOUS. OTHER INFORMATION.
	AGE.	Male.	Female.	Indian.	White.	Colored.			No. of Horses.	No. of Mules.	No. of Cattle.	No. of Sheep.	No. of Goats.	No. of Hogs.	No. Bales of Cotton.	No. Bushels of Corn.	No. Bushels of Wheat.	No. Bushels of Oats.	
598 Thomas Jefferson	52	1		1			Farmer	8	2	5	2	16		20					
599 Maria Jefferson	35		1	1															
600 Melissa Anderson	16		1	1															
601 Mitchell Sampson	14	1		1															
602 John Sampson	9	1		1															
603 William Anderson	38	1		1				4	1			18	1	20					
604 Mary Anderson	37		1	1															
605 William Anderson Jr	10	1		1															
606 Sarah Anderson	7		1	1															
607 Isaac Anderson	5	1		1															
608 Mary Ann Anderson	3		1	1															
609 John Anderson	1	1		1															
610 George W. Davis	36	1		1				20	5	25	30	2	70	1	50				
611 Mary A. Davis	42		1		1														
612 David F. Betts	14	1		1															
613 John Betts	12	1		1															
614 Alfred Davis	7	1		1															
615 Amanda Davis	4		1	1															
616 Charles Davis	2	1		1															
617 Nelson Nail	24	1		1				12	2	13		2	2	15					
618 Eliza Nail	40		1	1															
619 Simeon Patterson	30	1		1				2	1	4		30	1	30					
620 Elizabeth Patterson	5		1	1															
621 Serena Patterson	15		1	1															
622 Silas Patterson	13	1		1															
623 Lymie Johnson	45		1	1					8	4	20								
624 Joseph Pesachabe	45	1		1					4	3	1	18		40					
625 Eunice Pesachabe	40		1	1															
626 Melvina Pesachabe	20		1	1															
627 Harrison Pesachabe	5	1		1															
TOTALS		17	13	29	1			46	23	41	66	2	154	5	225				


citizen by marriage



Census of *Blue* County,

Choctaw Nation, 1885

NAMES.	DESCRIPTION OF PERSONS.						OCCUPATION.	LAND.	LIVE STOCK.						AGRICULTURAL PRODUCTS.				MISCELLANEOUS.
	AGE.	Male.	Female.	Indian.	White.	Colored.		Acres under Cultivation.	No. of Horses.	No. of Mules.	No. of Cattle.	No. of Sheep.	No. of Goats.	No. of Hogs.	No. Bales of Cotton.	No. Bushels of Corn.	No. Bushels of Wheat.	No. Bushels of Oats.	OTHER INFORMATION.
628 Silvia Keapen	38		1	1			Farmer	5	7	4			15		80				
629 Joel Perkins	21	1		1															
630 William Frazier	18	1		1															
631 Mary Ann Keapen	6		1	1															
632 Harriet Jackson	36		1	1									3						
633 Peter Jackson	13	1		1															
634 Rebecca Jackson	9		1	1															
635 Elizabeth Jackson	5		1	1															
636 Calvin Robinson	57	1		1				30	8	20		4							
637 Mary E Robinson	46		1	X	1														
638 Eldest C. Robinson	4		1	1															<i>alien by marriage</i>
639 Mary Ann Frive	12		1	1															
640 Thomas E. Robinson	22	1		1				4	6	18									
641 W. J. Ward	36	1		1				150	17	25	535	30	4	1000			1000		
642 Eliza Ward	34		1	1															
643 Timothy Ward	15	1		1															
644 Anna Ward	13		1	1															
645 Joseph Ward	11	1		1															
646 Charles Ward	9	1		1															
647 Martha Ward	7		1	1															
648 David Ward	5	1		1															
649 Cora Ward	2		1	1															
650 William Powers	50	1		1			Mechanic	50		20		10							<i>white alien by marriage</i>
651 Emma Powers	33		1	1															
652 Ada Powers	12		1	1															
653 Minnie Powers	10		1	1															
654 Mord Powers	6		1	1															
655 Henry James	45	1		1			Farmer	30	2	2				100					
656 Lucinda James	36		1	1															
657 Anna James	16		1	1															
TOTALS		12	18	28	2			269	40	94	535	62	4	1180			1000		



Census of *Blue* County,

NAMES.	DESCRIPTION OF PERSONS.						OCCUPATION.	LAND.	LIVE STOCK.						AGRICULTURAL PRODUCTS.				MISCELLANEOUS.
	AGE.	Male.	Female.	Indian.	White.	Colored.		Acres under Cultivation.	No. of Horses.	No. of Mules.	No. of Cattle.	No. of Sheep.	No. of Goats.	No. of Hogs.	No. Bales of Cotton.	No. Bushels of Corn.	No. Bushels of Wheat.	No. Bushels of Oats.	OTHER INFORMATION.
658 Mary James	14		1	1															
659 Thomas James	13		1	1															
660 John Clay James	7		1	1															
661 William James	5		1	1															
662 Lorenda James	1		1	1															
663 Jane Jones	48		1	1			Farmer	30	19	2	30		75	4	150				
664 Robert Jones	28		1	1															
665 Alice Jones	20		1	1															
666 Victoria Jones	10		1	1															
667 Harris Carne	61		1	1				82	50	1	100	30	200	4	500	67	50		
668 John Carne	16		1	1															
669 Andrew Carne	7		1	1															
670 Bat Lane Sr	45		1		1			30	8		60		20		400				white citizen by marriage
671 Francis Lane	30		1	1															
672 Margaret Lane	9		1	1															
673 Edward Lane	7		1	1															
674 Bat Lane Jr	3		1	1															
675 William Lane	7		1	1															
676 Clay Freemy	35		1	1				200	25		50	75	100	5	700		170		
677 Mary Freemy Sr	35		1	1															
678 Susan Tolbert	16		1	1															
679 Rufus Tolbert	13		1	1															
680 Sarah Freemy	10		1	1															
681 Martha Freemy	8		1	1															
682 Mary Freemy Jr	5		1	1															
683 Ella Freemy	3		1	1															
684 Robert Freemy	3		1	1															
685 John Freemy	16		1	1															
686 George Ellis	45		1	1								15							
687 Elizabeth Ellis	50		1	1															
TOTALS		16	14	29	1			392	102	3	240	105	410	11	1750	67	220		



NAMES.	DESCRIPTION OF PERSONS.					OCCUPATION.	LAND.	LIVE STOCK.						AGRICULTURAL PRODUCTS.				MISCELLANEOUS.	
	AGE.	Male.	Female.	Indian.	White.		Colored.	Acres under Cultivation.	No. of Horses.	No. of Mules.	No. of Cattle.	No. of Sheep.	No. of Goats.	No. of Hogs.	No. Bales of Cotton.	No. Bushels of Corn.	No. Bushels of Wheat.	No. Bushels of Oats.	OTHER INFORMATION.
688 Rebecca Ellis	16		1	1															
689 Sarah McKinney	37		1	1															
690 Margarette McKinney	10		1	1															
691 James S. W. Flinchum	26	1			1		Farmer	50	22	3	100		200	4	200		100		Citizen by marriage.
692 Julia Flinchum	25		1	1															
693 William Flinchum	5	1		1															
694 Fanny Flinchum	4		1	1															
695 Columbus Flinchum	2	1		1															
696 John Turnbull	15	1		1															
697 Agnes Turnbull	14		1	1															
698 Sarah James	12		1	1															
699 Daniel Mathews	23	1		1				6		10			37						
700 Angelina Mathews	21		1	1															
701 Mary Jane Mathews	4		1	1															
702 Eliza A. Mathews	2		1	1															
703 Susan F. Mathews	1		1	1															
704 Susan Turnbull	38		1	1				7	9	30	100		50						
705 Cornelia Turnbull	12		1	1															
706 Anna Turnbull	8		1	1															
707 Julia Turnbull	6		1	1															
708 Simon Turnbull	4	1		1															
709 Selina Turnbull	4		1	1															
710 Phyllis Roberson	52		1	1				50	7	2	10		150						
711 Lewis Roberson	14	1		1															
712 Melinda Roberson	12		1	1															
713 Rhoda Roberson	70		1	1															
714 Susan McIntosh	44		1	1				10	4	10			150						
715 Charles M. Pierson	11	1		1															
716 Robert Thompson	40	1		1				20	3				25						
717 Sinai Thompson	38		1	1															
TOTALS		9	21	29	1			137	51	5	160	100	612	4	200		100		



Census of Blue County,

Choctaw Nation, 1885

NAMES.	DESCRIPTION OF PERSONS.						OCCUPATION.	LAND.	LIVE STOCK.						AGRICULTURAL PRODUCTS.				MISCELLANEOUS.
	AGE.	Male.	Female.	Indian.	White.	Colored.		Acres under Cultivation.	No. of Horses.	No. of Mules.	No. of Cattle.	No. of Sheep.	No. of Goats.	No. of Hogs.	No. Bales of Cotton.	No. Bushels of Corn.	No. Bushels of Wheat.	No. Bushels of Oats.	OTHER INFORMATION.
718 Cyrus Thompson	17	1		1															
719 Isabelle Thompson	13		1	1															
720 Mary Thompson	12		1	1															
721 William Thompson	10	1		1															
722 Ella Thompson	6		1	1															
723 Louis Thompson	3	1		1															
724 Robert Thompson Jr	1	1		1															
725 Le ing Crowder	22	1		1															
726 Albert Hamilton	27	1			1				1										
727 Sarah C. Hamilton	18		1	1															Citizen by marriage
728 William T. King	31	1		1			Farmer	6	10	12									
729 Melvina King	22		1	1															
730 Solomon Beloin	9	1		1															
731 Nicholas Cochran	28	1		1															
732 Henrietta Jones	4		1	1															
733 Sophia Durant	40		1	1				30	10	20		40							
734 Albert P. Durant	24	1		1															
735 Morgan J. Durant	13	1		1															
736 David Durant	10	1		1															
737 Burnett A Durant	8	1		1															
738 Cordelia Durant	5		1	1															
739 Zo Zara J. Durant	1		1	1															
740 Laura Durant	18		1		1														
741 Phillip Johnson	36	1		1				16	3				70						
742 Sarah Johnson	34		1	1															
743 Mary Belle besar	14		1	1															
744 Nancy Johnson	9		1	1															
745 Moses Johnson	8	1		1															
746 Eliza Ann Johnson	7		1	1															
747 Martha Ann Johnson	3		1	1															
TOTALS		15	15	28	2			52	24	32		110							



Census of *Blue* County,

Choctaw Nation, 1885

NAMES.	DESCRIPTION OF PERSONS.						OCCUPATION.	LAND.	LIVE STOCK.						AGRICULTURAL PRODUCTS.			MISCELLANEOUS.	
	AGE.	Male.	Female.	Indian.	White.	Colored.		Acres under Cultivation.	No. of Horses.	No. of Mules.	No. of Cattle.	No. of Sheep.	No. of Goats.	No. of Hogs.	No. Bales of Cotton.	No. Bushels of Corn.	No. Bushels of Wheat.	No. Bushels of Oats.	OTHER INFORMATION.
748 Isabelle Johnson	2		1	1															
749 Robert Jackson	25	1		1			Farmer						6						
750 Sarah Jackson	30		1	1															
751 Sharkey	70	1		1															
752 Roberson Battiest	48	1		1			"	16	6	30		21		10					
753 Lincy Battiest	38		1	1															
754 Elsie Battiest	15		1	1															
755 Nicholas Battiest	14	1		1															
756 Anna Battiest	13		1	1															
757 Mykie Battiest	4		1	1															
758 Suckie Levi	30		1	1															
759 Vina Levi	3		1	1															
760 Timothy Dwight	63	1		1			Farmer	75	7	54	50	150	2	175					
761 Minerva Dwight	47		1	1															
762 Simon Dwight	20	1		1															
763 Cornelia Dwight	18		1	1															
764 Edwin Dwight	13	1		1															
765 Josephine Dwight	9		1	1															
766 Jeremiah Dwight	8	1		1															
767 Lorenzo Dwight	5	1		1															
768 Anna Dwight	2		1	1															
769 Simpson Pesachabe	24	1		1				10	2			15		50					
770 Silie Pesachabe	28		1	1															
771 Susan Pesachabe	12		1	1															
772 Edward Pesachabe	6	1		1															
773 Mary Pesachabe	1		1	1															
774 Allen Cole	35	1		1				15	2	2		60	1	70					
775 Susan Cole	35		1	1															
776 Roberson Cole	5	1		1															
777 Picken Cole	2	1		1															
TOTALS		14	16	30				116	17	86	50	256	3	305					



Census of Blue County,

Choctaw Nation, 1885

NAMES.	DESCRIPTION OF PERSONS.						OCCUPATION.	LAND.		LIVE STOCK.						AGRICULTURAL PRODUCTS.				MISCELLANEOUS.
	AGE.	Male.	Female.	Indian.	White.	Colored.		Acres under Cultivation.	No. of Horses.	No. of Mules.	No. of Cattle.	No. of Sheep.	No. of Goats.	No. of Hogs.	No. Bales of Cotton.	No. Bushels of Corn.	No. Bushels of Wheat.	No. Bushels of Oats.	OTHER INFORMATION.	
778 James Williams	45	1		1					Farmer	15	20	200	14		50	1	30			
779 Rhoda Williams	30		1	1																
780 Mary Williams	17		1	1																
781 George Folsom	77	1		1						10	4	2		9						
782 Eliza Folsom	65		1	1																
783 James Belvin	33	1		1						15	7	15		55	2	50				
784 Eliza Belvin	35		1	1																
785 Robert Belvin	12	1		1																
786 Simon Belvin	10	1		1																
787 Rennie Belvin	8	1		1																
788 Nash Belvin	6	1		1																
789 Margaret Belvin	2		1	1																
790 Moses Belvin	13	1		1																
791 Caroline Belvin	11		1	1																
792 Samuel Stephen	45	1		1						1	2				2	30				
793 Sophia Stephen	34		1	1																
794 Anna Wade	6		1	1																
795 Abner Scott	54	1		1																
796 Sarah Scott	45		1	1																
797 Aaron Scott	10	1		1																
798 Samuel Scott	6	1		1																
799 Sampson Scott	3	1		1																
800 Louisa Charley	5		1	1																
801 Craven Belvin	40	1		1						20	9	10		80	2	50				
802 Wiley Belvin	38		1	1																
803 Thomas Belvin	10	1		1																
804 Abel Belvin	8	1		1																
805 Lamoas Belvin	6	1		1																
806 James Belvin	16	1		1																
807 Charles Phares	34	1		1						9	5	2		40	1	20				
TOTALS	19	11	30							84	49	229	14	228	8	180				




NAMES.	DESCRIPTION OF PERSONS.						OCCUPATION.	LAND.	LIVE STOCK.						AGRICULTURAL PRODUCTS.				MISCELLANEOUS.
	AGE.	Male.	Female.	Indian.	White.	Colored.		Acres under Cultivation.	No. of Horses.	No. of Mules.	No. of Cattle.	No. of Sheep.	No. of Goats.	No. of Hogs.	No. Bales of Cotton.	No. Bushels of Corn.	No. Bushels of Wheat.	No. Bushels of Oats.	OTHER INFORMATION.
808 Tennessee Phares	36		1	1															
809 Aaron Phares	11	1		1															
810 Emily Phares	7		1	1															
811 Silvia Phares	8		1	1															
812 Sylvie Phares	5		1	1															
813 Celi Phares	3	1		1															
814 Jane Phares	6		1	1															
815 Isaiah Nicholas	35	1		1			Farmer	1											
816 Selina Nicholas	30		1	1															
817 Silvia Nicholas	11		1	1															
818 Eliza Nicholas	9		1	1															
819 Isaac Nicholas	3	1		1															
820 Adeline Nicholas	3		1	1															
821 Levi Wechubbe	35	1		1				34	5	6			50		50				
822 Henderson Burris	25	1		1															
823 Ellen Wechubbe	23		1	1															
824 James Mihyachubbe	5	1		1															
825 Washington McLoann	32	1		1				26	3	13	35		39	1					
826 Mary McLoann	31		1	1															
827 Silas Harkins	25	1		1				6	3				15		30				
828 Ellen Harkins	30		1	1															
829 Patrice Harkins	45	1		1															
830 Esau Ramsey	27	1		1				15	15	3	20		100		15				
831 Sophia Ramsey	23		1	1															
832 Allen Barnett	7	1		1															
833 Cornelius Barnett	6	1		1															
834 Peter Barnett	4	1		1															
835 Harriet Ramsey	7		1	1															
836 Widow Ramsey	60		1	1															
837 Sarah Ramsey	40		1	1															
TOTALS		13	17	30				81	27	3	39	35	204	1	95				



Census of *Blue* County,

Choctaw Nation, 1885


NAMES.	AGE.	DESCRIPTION OF PERSONS.					OCCUPATION.	LAND.		LIVE STOCK.					AGRICULTURAL PRODUCTS.				MISCELLANEOUS.
		Male.	Female.	Indian.	White.	Colored.		Acres under Cultivation.	No. of Horses.	No. of Mules.	No. of Cattle.	No. of Sheep.	No. of Goats.	No. of Hogs.	No. Bales of Cotton.	No. Bushels of Corn.	No. Bushels of Wheat.	No. Bushels of Oats.	OTHER INFORMATION.
838 Joel Ward	9	1		1															
839 Jimmon Williams	4	1		1															
840 Edmund W. Gardner	32	1		1		Farmer													
841 Jane Gardner	25		1	1			25	8	2	32		30		40					
842 E. L. Wena Gardner	14		1	1															
843 Zachariah Gardner	12	1		1															
844 Ezekiel Gardner	9	1		1															
845 Nancy Gardner	2		1	1															
846 Lucinda Gardner	1		1	1															
847 Willis Dyer	44	1		1		"													
848 Eden Frazier	47	1		1		"	22	15	2			80	2	50					
849 Rube Frazier	15		1	1		"	20	8	2	48	40		1						
850 Celiza Frazier	14		1	1															
851 Wiley Frazier	32	1		1															
852 Thomas Katabe	39	1		1		"													
853 Melissie Katabe	39		1	1		"	4					1		10					
854 Forbes Katabe	17	1		1															
855 Marcissa Honma	13		1	1															
856 John Pistokcha	63	1		1		"													
857 Mary Pistokcha	45		1	1		"	10	3	5	9		30		120					
858 Willis Pistokcha	21	1		1		"													
859 Winnie Pistokcha	30		1	1		"	3					10							
860 Gibson Pistokcha	18	1		1		"													
861 Sarah Pistokcha	25		1	1		"	12	4	2			50							
862 Sillin Pistokcha	12		1	1															
863 Elian Pistokcha	6		1	1															
864 Cornelius Pistokcha	4	1		1															
865 Etua Jimmichoma Pistokcha	44		1	1															
866 Roberson Makinli	50	1		1		"													
867 Loring Makinli	18	1		1		"	4	3				25		20					
TOTALS		15	15	30			10	8	41	2	59	81	226	3	240				



Census of Blue County,

Choctaw Nation, 1885.


NAMES.	AGE.	DESCRIPTION OF PERSONS.					OCCUPATION.	LAND.		LIVE STOCK.						AGRICULTURAL PRODUCTS.				MISCELLANEOUS.
		Male.	Female.	Indian.	White.	Colored.		Acres under Cultivation.	No. of Horses.	No. of Mules.	No. of Cattle.	No. of Sheep.	No. of Goats.	No. of Hogs.	No. Bales of Cotton.	No. Bushels of Corn.	No. Bushels of Wheat.	No. Bushels of Oats.	OTHER INFORMATION.	
868 Wallace Makind	8	1		1																
869 Willie Belister	35		1	1		Farmer	5	1				15		20						
870 Alfred Belister	4	1		1																
871 Solomon Adams	26	1		1		"	15	2	1		2	25	1	100						
872 Sinai Adams	25		1	1																
873 Moley Adams	10		1	1																
874 Missy Adams	4		1	1																
875 James Durant	24	1		1								8								
876 Isabelle Durant	23		1	1																
877 Tobias Frazier	56	1		1		"	6	3	1			15		50						
878 Fisher Frazier	21	1		1																
879 Susan Frazier	20		1	1																
880 James Frazier	12	1		1																
881 Peter Haumbe	4	1		1																
882 Osborn Frazier	24	1		1			4	5				13								
883 Alice Frazier	23	1		1																
884 Sally Ann Frazier	9		1	1																
885 Frank Frazier	7	1		1																
886 Rogers Frazier	5	1		1																
887 Siocney Frazier	1	1		1																
888 Dixon Frazier	25	1		1		"	8	2	6			6		10						
889 Lydia Frazier	24		1	1																
890 Rebecca Frazier	8		1	1																
891 Elias Frazier	2	1		1																
892 Alice White	24		1	1		"	4	2	2			1		10						
893 Louisa Anna White	6		1	1																
894 Eden Wilson	25	1		1																
895 Jackson Frazier	23	1		1			2	2	2			30		30						
896 Sibbie Frazier	30		1	1																
897 Joshua Scott	11	1		1																
TOTALS		18	12	30			44	17	18			113	1	220						



Census of _____ County,

Choctaw Nation, 1885.


NAMES.	DESCRIPTION OF PERSONS.						OCCUPATION.	LAND.	LIVE STOCK.						AGRICULTURAL PRODUCTS.				MISCELLANEOUS.
	AGE.	Male.	Female.	Indian.	White.	Colored.		Acres under Cultivation.	No. of Horses.	No. of Mules.	No. of Cattle.	No. of Sheep.	No. of Goats.	No. of Hogs.	No. Bales of Cotton.	No. Bushels of Corn.	No. Bushels of Wheat.	No. Bushels of Oats.	OTHER INFORMATION.
898 Willie Frazier	36	1		1			Farmer	25	4	45			25	1	50				
899 Lucy Ann Frazier	35		1	1															
900 Lorling Frazier	18	1		1															
901 Sellen Frazier	16		1	1															
902 Wallace Frazier	7	1		1															
903 Harriet Frazier	6		1	1															
904 Kelly Frazier	4	1		1															
905 Susan Frazier	3		1	1															
906 Charles Frazier	m 6	1		1															
907 Sely Nichubee	65		1	1															
908 Amos McField	52	1		1				3											
909 Lucy McField	30		1	1															
910 Minny Webster	11		1	1															
911 Sarah Sishemaya Webster	65		1	1															
912 Aishetubee	36	1		1				7	2				10						
913 Lettie Aishetubee	34		1	1															
914 Clean Aishetubee	12		1	1															
915 George Washington	25	1		1									25	10					
916 Sissie Washington	30		1	1															
917 Albert Washington	3	1		1															
918 Edward Washington	m 9	1		1															
919 John Scott	22	1		1									8						
920 Sibbie Scott	25		1	1															
921 Louisa Scott	8		1	1															
922 Francis Scott	1		1	1															
923 Joseph Scott	24	1		1															
924 Charles Scott	25	1		1				2					1						
925 Mintiona	30		1	1															
926 Shalake	60		1	1				5					1						
927 Tennessee Khatika	60		1	1					1				7						
TOTALS	13	17	30					44	7	45			70	1	60				



Census of Blue County,

Choctaw Nation, 1885.

NAMES.	DESCRIPTION OF PERSONS.						OCCUPATION.	LAND.	LIVE STOCK.						AGRICULTURAL PRODUCTS.			MISCELLANEOUS.	
	AGE.	Male.	Female.	Indian.	White.	Colored.		Acres under Cultivation.	No. of Horses.	No. of Mules.	No. of Cattle.	No. of Sheep.	No. of Goats.	No. of Hogs.	No. Bales of Cotton.	No. Bushels of Corn.	No. Bushels of Wheat.	No. Bushels of Oats.	OTHER INFORMATION.
928 Selma Baker	35		1	1															
929 Melinda Sharkey	30		1	1															
930 Watson Belvin	17	1		1															
931 Steward McCleure	56	1		1															
932 Susan McCleure	17		1	1															
933 William Southwood	50	1		1					2				25						Farmer
934 Molly Southwood	21		1	1															
935 Louisa Anna Southwood	1		1	1															
936 Jesse Homma	24	1		1			1	3	6				6						
937 Polly Homma	25		1	1															
938 Emma Homma	50		1	1															
939 Nancy Key	9		1	1															
940 Mary Homma	1		1	1															
941 Vina Hartius	4		1	1															
942 Sinda Hartius	30		1	1															
943 Benjamin Belvin (Selma's child)	4	1		1															
944 Josiah Battiest	25	1		1															
945 Vina Battiest	21		1	1															
946 Israel Sharkey	33	1		1			12	2					25						
947 Polly Sharkey	40		1	1															
948 Tobias Momintake	6	1		1															
949 Simpson Sharkey	31	1		1			2	2	10				5						
950 Kizzie Sharkey	25		1	1															
951 Lane Wilson	20	1		1			5	2											
952 Silmie Wilson	20		1	1															
953 Peter Wilson	1	1		1															
954 Elias Ramsey	24	1		1			2	2	4				3						
955 Pilate Ramsey Sr.	20		1	1															
956 Pilate Ramsey Jr.	9		1	1															
957 Selina Belvin	30		1	1			20	1	15			100	1	40					
TOTALS		12	18	30			43	14	35			164	1	40					



Census of Blue County,

Choctaw Nation, 1885.


NAMES.	AGE.	DESCRIPTION OF PERSONS.					OCCUPATION.	LAND.	LIVE STOCK.					AGRICULTURAL PRODUCTS.				MISCELLANEOUS.	
		Male.	Female.	Indian.	White.	Colored.		Acres under Cultivation.	No. of Horses.	No. of Mules.	No. of Cattle.	No. of Sheep.	No. of Goats.	No. of Hogs.	No. Bales of Cotton.	No. Bushels of Corn.	No. Bushels of Wheat.	No. Bushels of Oats.	OTHER INFORMATION.
958 William Belvin	17	1		1															
959 Johnson Belvin	7	1		1															
960 Celiza Belvin	5	1		1															
961 Mary Chak Chak	20	X	1	1															
962 Noel Martin	20	1		1		Farmer		1				30							
963 Sorina Martin	30		1	1															
964 Momintabe	50	1		1															
965 Esther Momintabe	18		1	1															
966 Silas Seflore	25	1		1				4	18			20							
967 Rebecca Seflore	30		1	1															
968 J. R. Sawrance Sr	48	1		1		Stock raiser & farmer	16	13	300			100		100					
969 S. J. Sawrance	43	X	1	1															
970 Frank J. Sawrance	12	1		1															
971 J. R. Sawrance Jr	10	1		1															
972 M. C. Sawrance	7		1	1															
973 M. H. Sawrance	4	1		1															
974 Charles A. Sample	36	1		1			8	2	30	500		20				100		White citizen by marriage.	
975 Minnie Sample	21		1	1															
976 Frank Sample	4	1		1															
977 William Sample	2	1		1															
978 George Sample	4	1		1															
979 Mary Williams	50		1	1															become citizen by marriage
980 John Roberson	12	1		1															
981 Richard Woodall	9	1		1															
982 Madison Bouton	46	1		1			204	65	2	200		1	10	2600	100	1500		Citizen by marriage.	
983 C. A. Bouton	35		1	1															
984 W. J. Bouton	10	1		1															
985 Kelly S. Bouton	8		1	1															
986 Anna Bouton	6		1	1															
987 L. A. Morris	54	1		X	1		150	2	75				4	200		500		Citizen by marriage.	
TOTALS		19	11	24	6		398	87	2	623	500	170	14	2900	100	2100			



Census of *Blue* County,

Choctaw Nation, 1885.

NAMES.	DESCRIPTION OF PERSONS.						OCCUPATION.	LAND.		LIVE STOCK.					AGRICULTURAL PRODUCTS.				MISCELLANEOUS.
	AGE.	Male.	Female.	Indian.	White.	Colored.		Acres under Cultivation.	No. of Horses.	No. of Mules.	No. of Cattle.	No. of Sheep.	No. of Goats.	No. of Hogs.	No. Bales of Cotton.	No. Bushels of Corn.	No. Bushels of Wheat.	No. Bushels of Oats.	OTHER INFORMATION.
988 Loring Morris	m 2	1		1															
989 Rhoda Morris	25		1	1															
990 Benjamin Hampton	32	1		1															
991 Fannie Hampton	21		1		1														
992 Hugh Hampton	3	1		1															citizen by marriage
993 Norman Hampton	15	1		1															
994 J. D. Pece	30	1		1	1														citizen by marriage
995 Permelia Pece	21		1	1															
996 Louis Crowder	60	1		1															
997 Nancy Crowder	40		1	1															
998 Green Thompson Crowder	13	1		1															
999 Lucinda D. Crowder	9		1	1															
1000 Martin Sim Crowder	33	1		1															
1001 Emily Crowder	25		1	1															
1002 Perry Crowder	5	1		1															
1003 Davis Wilson	24	1		1															
1004 Jayman Chubbee	28	1		1															
1005 Bibbie Chubbee	28		1	1															
1006 Emily Prazier	5		1	1															
1007 Robert Chubbee	3	1		1															
1008 Simon Levi	48	1		1															
1009 Sinai Levi	48		1	1															
1010 Josephine Allen	1		1	1															
1011 Margaret Williams	14		1	1															
1012 Billy Hays	62	1		1															
1013 Sinai Hays	15		1	1															
1014 Sissie Hays	1		1	1															
1015 Ellis Hays	33	1		1															
1016 Susan Hays	21		1	1															
1017 Sally Hays	10		1	1															
TOTALS		15	15	28	2														



NAMES.	AGE.	DESCRIPTION OF PERSONS.					OCCUPATION.	LAND.		LIVE STOCK.					AGRICULTURAL PRODUCTS.			MISCELLANEOUS.	
		Male.	Female.	Indian.	White.	Colored.		Acres under Cultivation.	No. of Horses.	No. of Mules.	No. of Cattle.	No. of Sheep.	No. of Goats.	No. of Hogs.	No. Bales of Cotton.	No. Bushels of Corn.	No. Bushels of Wheat.	No. Bushels of Oats.	OTHER INFORMATION.
1017 Lewis Hays	1	1		1															
1019 William Gardner Sr	54	1		1		Farmer	150	15	50	15		40		250					
1020 Mary Gardner	61		1	1															
1021 Sarah Gardner	22		1	1															
1022 Jane Gardner	14		1	1															
1023 William Gardner Jr	5	1		1															
1024 Joseph Durant	24	1		1		"	25	4	15			125	1	50					
1025 Elizabeth Durant	23		1	1															Citizen by marriage
1026 Nancy Durant	3		1	1															
1027 Serena Durant	2		1	1															
1028 Leon Frazier	20	1		1		"	17	25	35	7		60	1	25					
1029 Jane Frazier	17		1	1															
1030 Nancy Frazier	21		1	1															
1031 Betsey Frazier	55		1	1															
1032 Edward Risner	26	1			1		67	25	200			150		200					Citizen by marriage
1033 Lilly Risner	5		1	1															
1034 Emery Risner	2		1	1															
1035 Stephen Hubert	68	1		1		"	11	5	10			6	2	150					
1036 Rhoda Hubert	40		1	1															
1037 John Hubert	28	1		1															
1038 Sarah Hubert	17		1	1															
1039 Serena Hubert	12		1	1															
1040 James Hubert	7	1		1															
1041 Morgan Hubert	4	1		1															
1042 Delah Bond	50		1	1															
1043 Nancy Billy	23		1	1															
1044 Watson Hubert	28	1		1			3	1											
1045 Vevy Hubert	27		1	1															
1046 Solomon Okchaya	13	1		1															
1047 Cephus Hubert	28	1		1															
TOTALS		13	17	28	2		273	75	310	24	24	381	4	675					




Census of *Blue* County,

Choctaw Nation, 1885.

NAMES.	AGE.	DESCRIPTION OF PERSONS.					OCCUPATION.	LAND.	LIVE STOCK.						AGRICULTURAL PRODUCTS.				MISCELLANEOUS.
		Male.	Female.	Indian.	White.	Colored.		Acres under Cultivation.	No. of Horses.	No. of Mules.	No. of Cattle.	No. of Sheep.	No. of Goats.	No. of Hogs.	No. Bales of Cotton.	No. Bushels of Corn.	No. Bushels of Wheat.	No. Bushels of Oats.	OTHER INFORMATION.
1048 Dixon Hunter	23	1		1			Farmer	4	2										
1049 Anna Hunter	31		1	1															
1050 John Carroll	35	1			1														
1051 Eliza Ann	30		1	1															
1052 Sophia, (child of Eliza Ann)	6		1	1															
1053 Joseph Tautabe	28	1		1				20	9	1	30	13		60	1	80			
1054 Sophia Tautabe	28		1	1															
1055 Louena Bilty	12		1	1															
1056 Phebe Bilty	10		1	1															
1057 Sini Tautabe	8		1	1															
1058 Louisa Tautabe	6		1	1															
1059 Charles Smith	35	1		1															
1060 Elsie Smith	30		1	1															
1061 Moses Frazier	33	1		1				1	2		3	5	20	2	50				
1062 Emily Frazier	32		1	1															
1063 Eli Frazier	18	1		1															
1064 John Frazier	16	1		1															
1065 Serena Frazier	13		1	1															
1066 Susan Foster	7		1	1															
1067 Joseph Foster	34	1		7															
1068 William Roberson	24	1		1				10	1				7		8				
1069 Rebacca Roberson	25		1	1															
1070 Anderson Roberson	2	1		1															
1071 Jackson Stewart	56	1		1				20	12	8			60	2	100				
1072 Phebe Stewart	40		1	1															
1073 Mary Stewart	19		1	1															
1074 Sarah Ann Stewart	14		1	1															
1075 Emily Collins	6		1	1															
1076 Joseph Bliss	23	1		1															
1077 Sarah Ann Bliss	9		1	1															
TOTALS		12	18	29	1			61	26	1	38	16	147	5	238				

Considered illegal marriage, by run away into Texas & Missouri.



NAMES.	DESCRIPTION OF PERSONS.						OCCUPATION.	LAND.		LIVE STOCK.						AGRICULTURAL PRODUCTS.				MISCELLANEOUS.
	AGE.	Male.	Female.	Indian.	White.	Colored.		Acres under Cultivation.	No. of Horses.	No. of Mules.	No. of Cattle.	No. of Sheep.	No. of Goats.	No. of Hogs.	No. Bales of Cotton.	No. Bushels of Corn.	No. Bushels of Wheat.	No. Bushels of Oats.	OTHER INFORMATION.	
1078 Peter Alepota	31	1		1			farmer	12	6				30	1	45					
1079 Eliza Alepota	30		1	1																
1080 Benjamin F. Cornelius	33	1			1				1	6	46		15						citizen by marriage.	
1081 Ella May Cornelius	24		1	1																
1082 Mary Cornelius	3		1	1																
1083 Mord Cornelius	2	1		1																
1084 Dewitt Cornelius	6	1		1																
1085 David Dodd	40	1			1		farmer stock raiser	116	7	500			200	9	500				citizen by marriage	
1086 Eliza Dodd.	32		1	1																
1087 Jommon James	9	1		1																
1088 Francis Grubs	32		1	1	1		farmer	35	2	15			3		25					
1089 Andrew Grubs	2	1		1																
1090 Robert Lee Ragan	11	1		1																
1091 Sarah Loring	22		1	1																
1092 Elizabeth Loring	4		1	1															citizen by marriage	
1093 Clary Loring	1		1	1																
1094 Norman Williams	25	1		1				1	4	6			50							
1095 Silvia Williams	23		1	1																
1096 Molsie Williams	4		1	1																
1097 John Holden	43	1		1					1				5							
1098 Sibie Pisatahe	22		1	1																
1099 Willis Holden	1	1		1																
1100 Isabella Harris Sr.	19		1	1																
1101 Isabella Harris Jr.	17		1	1																
1102 Louisa Foster	45		1	1				4					25							
1103 Vera Baker	17		1	1																
1104 Mary Baker	12		1	1																
1105 Adeline Foster	7		1	1																
1106 Sarah Ann Foster	4		1	1																
1107 Eli Foster	3	1		1																
TOTALS	12	18	26	4				168	24	527	46		328	10	570					



Census of *Blue* County,

Choctaw Nation, 1883

NAMES.	DESCRIPTION OF PERSONS.						OCCUPATION.	LAND.	LIVE STOCK.						AGRICULTURAL PRODUCTS.				MISCELLANEOUS.
	AGE.	Male.	Female.	Indian.	White.	Colored.		Acres under Cultivation.	No. of Horses.	No. of Mules.	No. of Cattle.	No. of Sheep.	No. of Goats.	No. of Hogs.	No. Bales of Cotton.	No. Bushels of Corn.	No. Bushels of Wheat.	No. Bushels of Oats.	OTHER INFORMATION.
1108 Morris Holden	30	1		1									40						
1109 Sarah Holden	33		1	1					2										
1110 Sissie Johnson	17		1	1															
1111 Amanda Holden	4		1	1															
1112 Josephus Honey	55	1		1			Farmer	8	3	2			30						
1113 Elsie Honey	54		1	1															
1114 Joseph Jefferson	10	1		1															
1115 Morris Rotuck	8	1		1															
1116 Susan Honey	5		1	1															
1117 Elizabeth Honey	4		1	1															
1118 Esau Homma	25	1		1			"	6	13	12	7		35	50					
1119 Emeline Homma	35		1	1															
1120 Nicholas Homma	5	1		1															
1121 Donna Homma	3	1		1															
1122 Melinie Homma	6		1	1															
1123 Sarah Tucker	40		1	1			"												
1124 Peggie Roberson	60		1	1				50	30	4	80								
1125 Jackson Roberson	25	1		1				50	30	4	80								
1126 Emeline Roberson	20		1	1															
1127 Caroline Roberson	15		1	1															
1128 Solomon McGee	24	1		1									20						
1129 Betsie McGee	23		1	1					1										
1130 Isaac McGee	14	1		1															
1131 Melinda McGee	35		1	1															
1132 Emeline McGee	12		1	1															
1133 Anderson Bully	21	1		1															
1134 Jefferson Lewis	24	1		1															
1135 Lydia Belvin	65		1	1															
1136 Moses Wade	14	1		1				100	12	1	50		60	3	200				
1137 Silvia Ponabe	60		1	1					5				3						
TOTALS	13	17	30					164	68	5	144	7	188	3	250				



Census of *Blue* County,

Choctaw Nation, 1883.

J. W. Rice & Sons, Printers and Binders, Fort Scott, Kansas

NAMES.	AGE.	DESCRIPTION OF PERSONS.					OCCUPATION.	LAND.		LIVE STOCK.					AGRICULTURAL PRODUCTS.			MISCELLANEOUS.	
		Male.	Female.	Indian.	White.	Colored.		Acres under Cultivation.	No. of Horses.	No. of Mules.	No. of Cattle.	No. of Sheep.	No. of Goats.	No. of Hogs.	No. Bales of Cotton.	No. Bushels of Corn.	No. Bushels of Wheat.	No. Bushels of Oats.	OTHER INFORMATION.
1138 Aicy Allen	20		1	1															
1139 Selina Wade	40		1	1			Farmer	10	4				50		8				
1140 Houston Wade	17	1		1															
1141 Joslynn Baker	44	1		1				10	1				10	1	50				
1142 John Baker	2	1		1															
1143 David Hopa Kintubbee	28	1		1				6	2										
1144 Lissie Hopakintubbee	35		1	1															
1145 John Keapon	14	1		1															
1146 Melinie Martin	25		1	1															
1147 John Martin	2	1		1															
1148 Sally Martin	18		1	1															
1149 Isiah Seister	28	1		1															
1150 Wiley Seister	24		1	1															
1151 Stephen Cochnauer	54	1		1															
1152 Emma Cochnauer	30		1	1															
1153 Harvey Neil	55	1		1															
1154 Doratha Neil Sr	66		1	1															
1155 Joseph Neil	5	1		1															
1156 Doratha Neil Jr	3		1	1															
1157 Simon Dana	32	1		1				6	1				20	1	35				
1158 Narcissa Dana	28		1	1															
1159 Silas Dana	12	1		1															
1160 Sarah Dana	5		1	1															
1161 Molly Dana	5		1	1															
1162 Henrietta Dana	3		1	1															
1163 Sophina Dana	1		1	1															
1164 Phiney C. Holson	30	1		1				75	2	50			150	6	500				
1165 Molly Holson	20		1	1															
1166 Minnie Holson	6		1	1															
1167 Ewing Holson	4	1		1															
TOTALS	14	16	30					107	10	50			230	8	633				



Census of *Blue* County,

Choctaw Nation, 1885

NAMES.	AGE.	DESCRIPTION OF PERSONS.					OCCUPATION.	LAND.		LIVE STOCK.						AGRICULTURAL PRODUCTS.			MISCELLANEOUS.
		Male	Female	Indian	White	Colored		Acres under Cultivation.	No. of Horses.	No. of Mules.	No. of Cattle.	No. of Sheep.	No. of Goats.	No. of Hogs.	No. Bales of Cotton.	No. Bushels of Corn.	No. Bushels of Wheat.	No. Bushels of Oats.	OTHER INFORMATION.
1168 Columbus Folsom	2	1		1															
1169 Sarah Ann Harland	56		1	1			Farmer	60	1	40		12							
1170 Lorena Harland	16		1	1															
1171 Jannita Harland	14		1	1															
1172 Mary B. Falemer	13		1	1															
1173 Julia Vernell Falemer	5		1	1															
1174 Joel H. Nail	35	1		1			Stock Raiser	200	40	2000									
1175 Nettie Nail	28		1	1															
1176 Claude Nail	14	1		1															
1177 Oscar Nail	12	1		1															
1178 Vivian Nail	10	1		1															
1179 Ethel Nail	8		1	1															
1180 Ishtespa Nail	5		1	1															
1181 Mrs David A Folsom	45		1	1				200	40	2000									
1182 Kittie Folsom	15		1	1															
1183 John Folsom	12	1		1															
1184 Henry A. Perkins	44	1		1			Farmer	75	12	1	25	40	7	200		100			
1185 Alice Perkins	3		1	1															
1186 Joseph Jiffala	25	1		1				2	4				7			30			
1187 Serena Jiffala	16		1	1															
1188 Sophia L. Seflore	64		1		1			15	2				6	1	100		80	citizen by marriage	
1189 William Buck-Holls	67	1		1				225	10		38		150	3	1200		600	citizen by adoption	
1190 Metilda Buck-Holls	61		1	1															
1191 George W. Buck-Holls	37	1		1					1		3			40					
1192 Julia Buck-Holls	26		1	1															
1193 Anna Buck-Holls	10		1	1															
1194 Elizabeth Buck-Holls	8		1	1															
1195 Nelly Buck-Holls	1		1	1															
1196 Oliver Buck-Holl	33	1		1				25	10		20		100		300		100		
1197 Linnie Buck-Holl	22		1	1															
TOTALS		11	19	30	10			802	1	426	40	7	517	4	1730		780		

Census of *Choctaw* County,

Choctaw Nation, 1885

NAMES.	DESCRIPTION OF PERSONS.						OCCUPATION.	LAND.		LIVE STOCK.						AGRICULTURAL PRODUCTS.				MISCELLANEOUS.
	AGE.	Male.	Female.	Indian.	White.	Colored.		Acres under Cultivation.	No. of Horses.	No. of Mules.	No. of Cattle.	No. of Sheep.	No. of Goats.	No. of Hogs.	No. Bales of Cotton.	No. Bushels of Corn.	No. Bushels of Wheat.	No. Bushels of Oats.	OTHER INFORMATION.	
1198 Robert Lee Buck Holt	1	1			1															
1199 William B. Bailey	38	1			1		Farmer	65	3	1			10		400		100		citizen by adoption	
1200 Silvestine Bailey	28		1		1															
1201 Emma Bailey	10		1		1															
1202 Hub Bailey	7		1		1															
1203 Bourn Bailey	5		1		1															
1204 Gould Bailey	4		1		1															
1205 Anna M. Seflore	40		1		1															
1206 Floris S. Seflore	18		1		1			25	25	250			100		250		150		citizen by marriage.	
1207 Odile Seflore	16		1		1														Choctaw Seflore.	
1208 Louisa Seflore	14		1		1															
1209 Leary Seflore	12		1		1															
1210 James Buck Holt	40	1			1															
1211 Jennette Buck Holt	38		1		1			100	9	100			25		150				citizen by adoption	
1212 Rebecca Buck Holt	10		1		1														marriage	
1213 Anna Buck Holt	9		1		1														adoption	
1214 John Buck Holt	30	1			1															
1215 Fannie Buck Holt	26		1		1			50	3	71	3		30	1	560					
1216 Elsie Buck Holt	7		1		1														marriage	
1217 Burt Buck Holt	6		1		1														adoption	
1218 Evit Buck Holt	4		1		1															
1219 Roddy Tullus Jones	58	1			1															
1220 Lorena E. Jones	43		1		1			175	12	165			300		600		200			
1221 James Lafayette Jones	23	1			1															
1222 John Robert Jones	21	1			1															
1223 Clay Washington Jones	19	1			1															
1224 Melilda E. Jones	17		1		1															
1225 Lucinda Cordelia Jones	14		1		1															
1226 Thomas J. Jones	12	1			1															
1227 Marcus Alonzo Jones	10	1			1															
TOTALS	15	15	19	11				465	52	587	3		465	1	1960		950			



Census of Blue County,

Choctaw Nation, 1885


NAMES.	DESCRIPTION OF PERSONS.						OCCUPATION.	LAND.		LIVE STOCK.						AGRICULTURAL PRODUCTS.				MISCELLANEOUS.
	AGE.	Male.	Female.	Indian.	White.	Colored.		Acres under Cultivation.	No. of Horses.	No. of Mules.	No. of Cattle.	No. of Sheep.	No. of Goats.	No. of Hogs.	No. Bales of Cotton.	No. Bushels of Corn.	No. Bushels of Wheat.	No. Bushels of Oats.	OTHER INFORMATION.	
1228 Roddy Price Jones	8	1		1																
1229 Albert M. Jones	4	1		1																
1230 William T. Jones	36	1		1			Farmer	27	2	4			30	1	150					
1231 Mary Jones	34		1	1																
1232 Nevada Jones	3		1	1																
1233 William C. Jones	1	1		1																
1234 Francis Jones	25	1		1				25	2	8			50		125					
1235 Ida Jones	16		1	1																
1236 Reuben Freney	36	1		1				40	5	60			50		150					
1237 Martha Freney	22		1		1															
1238 Robert Freney	1	1		1															Citizen by marriage	
1239 Stella Freney	3		1	1																
1240 Solomon Goforth	45	1		1				20	6	2	64		100	1	200					
1241 Caroline Goforth	40		1	1																
1242 William Goforth Jr	25	1		1																
1243 Susan Goforth	22		1	1																
1244 Levi Goforth	17	1		1																
1245 Joseph Goforth	14	1		1																
1246 Catherine Goforth	11		1	1																
1247 Selena Goforth	4		1	1																
1248 Arizona Goforth	2		1	1																
1249 McKinzie Holden	26	1		1									20							
1250 Cybie Holden	24		1	1																
1251 Jefferson Holden	1	1	1	1																
1252 Louena Sewitt	8		1	1				5	4	10					20					
1253 Eliza Sewitt	6		1	1																
1254 Allen Sewitt	4	1		1																
1255 Kezie Soring	20		1	1																
1256 Jonas Bynigton	34	1		1																
1257 Richard Wood	35	1		1				2		7			50	2	200				Citizen by marriage	
TOTALS		16	14	28	2			117	21	2	153		300	4	845					



Census of *Blue* County,

Choctaw Nation, 1885

NAMES	DESCRIPTION OF PERSONS						OCCUPATION	LAND		LIVE STOCK						AGRICULTURAL PRODUCTS				MISCELLANEOUS
	AGE	Male	Female	Indian	White	Colored		Acres under Cultivation	No. of Horses	No. of Mules	No. of Cattle	No. of Sheep	No. of Goats	No. of Hogs	No. Bales of Cotton	No. Bushels of Corn	No. Bushels of Wheat	No. Bushels of Oats	OTHER INFORMATION	
1258 Sarah Wood	37		1	1																
1259 Etna Alexander	16		1	1																
1260 Lula Alexander	13		1	1																
1261 Viola Alexander	11		1	1																
1262 John Keel	40	1		1			Farmer	10	4	95										
1263 Nancy Keel	45		1	1																
1264 Allen Sycamore	14	1		1																
1265 Olive Victoria Dwight	40		1		1															
1266 Edward Dwight	14	1		1															citizen by marriage	
1267 Anna Dwight	12		1	1																
1268 C. J. Mours	39	1			1			150	20	2	500		75	3	300				citizen by marriage	
1269 Mary Mours	37		1	1																
1270 M. Mours	11		1	1																
1271 Charles Collins	34	1		1				30	1				1							
1272 Mary Collins	25		1	1																
1273 Henry Collins	5	1		1																
1274 Josephus Collins	3	1		1																
1275 Edwin B. Collins	7	1		1																
1276 G. Baxter	30	1			1			50	2	100			100	1	100				citizen by marriage	
1277 Carrie Baxter	27		1	1																
1278 Granvel Baxter	6	1		1																
1279 Walter Baxter	3	1		1																
1280 Robert Baxter	6	1		1																
1281 Josephine Baxter	15		1	1																
1282 Frank Burris	40	1			1			32	12	100			150		300				citizen by marriage	
1283 Nancy Burris	57		1	1																
1284 John Wallis	20	1		1					1				8							
1285 Roberson Anderson	28	1		1				8	4	10			40							
1286 Louisa Anderson	21		1	1																
1287 Frank Anderson	3	1		1																
TOTALS	16	14	26	4				280	44	2	805		374	4	700					



Census of Blue County,

Choctaw Nation, 1885

NAMES.	DESCRIPTION OF PERSONS.						OCCUPATION.	LAND.		LIVE STOCK.						AGRICULTURAL PRODUCTS.				MISCELLANEOUS.
	AGE.	Male.	Female.	Indian.	White.	Colored.		Acres under Cultivation.	No. of Horses.	No. of Mules.	No. of Cattle.	No. of Sheep.	No. of Goats.	No. of Hogs.	No. Bales of Cotton.	No. Bushels of Corn.	No. Bushels of Wheat.	No. Bushels of Oats.	OTHER INFORMATION.	
1288	Leibut Anderson	1	1	1																
1289	William May	51	1	1			Farmer		9				3							
1290	Seely May	27	1	1																
1291	William Nicholas	8	1	1																
1292	Levi Garland	34	1	1				15	25	15	40	14	150		175					
1293	Lizzie Garland	25	1	1																
1294	Jackson Garland	3	1	1																
1295	Nancy Garland	1	1	1																
1296	Moses Loring	30	1	1					5	6			30							
1297	Senai Loring	28	1	1																
1298	Susan Benton	13	1	1																
1299	Solomon Washington	26	1	1				8	5	1			21		50					
1300	Sophia Washington	30	1	1																
1301	Elijah Brewer	40	1	1				14	3	2			40	1	12					
1302	Arlon Brewer	20	1	1																
1303	Eastman Brewer	25	1	1					1				22		12					
1304	Minerva Brewer	20	1	1																
1305	Ernice Brewer	6	1	1																
1306	Elizabeth Brewer	9	1	1																
1307	Joe Forbis	30	1	1				13	12	9			20							
1308	Basa Wiley	30	1	1																
1309	Barriett Armstrong	10	1	1																
1310	Robert Wiley	5	1	1																
1311	Emma Wiley	1	1	1																
1312	William Nicholas	40	1	1					1				6							
1313	Alfred Loring	26	1	1				6	5				20							
1314	Basa Loring	27	1	1																
1315	Norman Hogan	24	1	1					1											
1316	Peter Intolake	33	1	1				65	15	2	30		50	2	400					
1317	Leibut Intolake	6	1	1																
TOTALS		17	13	30				121	82	2	69	40	14	368	3	679				




Census of *Blue* County,

Choctaw Nation, 1885.

NAMES.	DESCRIPTION OF PERSONS.						OCCUPATION.	LAND.		LIVE STOCK.						AGRICULTURAL PRODUCTS.				MISCELLANEOUS.
	AGE.	Male.	Female.	Indian.	White.	Colored.		Acres under Cultivation.	No. of Horses.	No. of Mules.	No. of Cattle.	No. of Sheep.	No. of Goats.	No. of Hogs.	No. Bales of Cotton.	No. Bushels of Corn.	No. Bushels of Wheat.	No. Bushels of Oats.	OTHER INFORMATION.	
1318 Nancy Intolabe	13		1	1																
1319 Davis Seely	22	1		1				2					6							
1320 Patey Seely	30		1	1																
1321 Anna Reames	33		1	1				9		75		100								
1322 Vinuta Reams	11		1	1																
1323 Horatio Veach	40	1			1			6		186		50	10	550		600		Citizen by marriage.		
1324 Sophina Veach	34		1	1																
1325 Calvin Veach	5	1		1																
1326 Jane Birda Veach	4		1	1																
1327 Charles Walter Veach	1	1		1																
1328 Lucy Ann Bohanan	56		1	1				7		5		75	3	200						
1329 Leonidas Bohanan	28	1		1																
1330 David Bohanan	25	1		1																
1331 Edward Bohanan	22	1		1																
1332 Mary Bohanan	25		1	1																
1333 Bink Bohanan	19		1	1																
1334 Lilly Bohanan	4		1	1																
1335 Bertly Bohanan	2	1		1																
1336 Jefferson Lotta	36	1		1				4		11		30	1	200						
1337 Harriet Lotta	46		1	1																
1338 Laura B. Conrady	23		1	1																
1339 Thomas Lotta	13	1		1																
1340 Mary Ellen Lotta	7		1	1																
1341 Rose Anna Lotta	5		1	1																
1342 Caroline Conrady	5		1	1																
1343 Bessie Pearl Palmer	2		1	1																
1344 Hugh Cox	69	1		1				5	2	500		100	12	100						
1345 Alley Cox	40		1	1																
1346 P. Sidner	35	1			1			14		35		25	1	150					Citizen by marriage	
1347 Margarette Sidner	19		1	1																
TOTALS		12	18	38	2			529	47	2	812		386	27	1200		600			

NAMES.	AGE.	DESCRIPTION OF PERSONS.					OCCUPATION.	LAND.		LIVE STOCK.					AGRICULTURAL PRODUCTS.				MISCELLANEOUS.
		Male.	Female.	Indian.	White.	Colored.		Acres under Cultivation.	No. of Horses.	No. of Mules.	No. of Cattle.	No. of Sheep.	No. of Goats.	No. of Hogs.	No. Bales of Cotton.	No. Bushels of Corn.	No. Bushels of Wheat.	No. Bushels of Oats.	OTHER INFORMATION.
1348 Bara Tolson	57		1	1			Farmer	25	10	54		10							
1349 Wiley Hays	20	1		1															
1350 Misk Hays	19	1		1															
1351 Florence Tolson	18	1		1															
1352 Fandy Tolson	25	1		1															
1353 G. Dickerson	31	1			1				4	10		10							Citizen by marriage
1354 Gemima Dickerson	34		1	1															
1355 Emeline Robinson	45		1	1															
1356 Alexander Robinson	25	1		1															
1357 Thomas Deere	36	1			1			35	2	32		40	1	300					Citizen by marriage
1358 Francis Deere	32		1	1															
1359 John Atkins	12	1		1															
1360 Isaac Deere	9	1		1															
1361 Ephraim Deere	7	1		1															
1362 M. Edmy Deere	4		1	1															
1363 David Deere	2	1		1															
1364 James Hutchison	36	1		1	1			185	11	2	20		200	6	500				Citizen by marriage
1365 Elarrisa Hutchison	30		1	1															
1366 Shelton Hutchison	7	1		1															
1367 Alexander Hutchison	5	1		1															
1368 Stella G. Hutchison	1		1	1															
1369 Bryant Pate	26	1			1			80	3	9		5							Citizen by marriage
1370 Melinda Pate	24		1	1															
1371 Ida Pate	1		1	1															
1372 Pier Durant	26	1		1				60	2	8		25		500					
1373 Melvina Durant	25		1	1															
1374 Serena Durant	5		1	1															
1375 Bert Durant	3	1		1															
1376 Martha Durant	1		1	1															
1377 William Durant	19	1		1															
TOTALS		18	12	26	4			385	32	2	133		340	7	1200				



Census of Blue County,

Choctaw Nation, 1885.

NAMES.	DESCRIPTION OF PERSONS.						OCCUPATION.	LAND.	LIVE STOCK.						AGRICULTURAL PRODUCTS.			MISCELLANEOUS.	
	AGE.	Male.	Female.	Indian.	White.	Colored.		Acres under Cultivation.	No. of Horses.	No. of Mules.	No. of Cattle.	No. of Sheep.	No. of Goats.	No. of Hogs.	No. Bales of Cotton.	No. Bushels of Corn.	No. Bushels of Wheat.	No. Bushels of Oats.	OTHER INFORMATION.
1378	Serena Durant Sr.	20		1	1														
1379	Louisa Durant	33		1	1														
1380	Dixon, D. Durant	50	1		1														
1381	Wesley Durant	14	1		1														
1382	Mattie Durant	12		1	1														
1383	Fanny Durant	10		1	1														
1384	Molly Durant	8		1	1														
1385	Rosa Durant	6		1	1														
1386	F. S. Thompson	30	1			1	Farmer	30		8			20						
1387	Frederick Robinson	35	1			1	"	50	5	50			30	4	20				Citizen by marriage
1388	Arizona Robinson	17		1	1		"												
1389	Jane Robinson	10		1	1		"												
1390	Jesse Robinson	8	1		1		"												
1391	Francis Robinson	6		1	1		"												
1392	Tempuy Robinson	4		1	1		"												
1393	William Robinson	2	1		1		"												
1394	Abe Robinson	60	1		1		"												
1395	Jesse Gardner	35	1		1		"	80	11	15			15			250			
1396	Wilson Gardner	9	1		1		"						100						
1397	Margarett Gardner	7		1	1		"												
1398	William Gardner	19	1		1		"												
1399	Noel Gardner	17	1		1		"												
1400	Alonzo Gardner	11	1		1		"												
1401	Cyrus James	41	1		1		"	9		23			100						
1402	Madora James	35		1	1		"												
1403	Clair burn James	14	1		1		"												
1404	Landy James	6	1		1		"												
1405	Frank James	2	1		1		"												
1406	Robert W. Nail	65	1		1		"	135	19	1	1500		50		1500				
1407	Louisa Nail	53		1	1		"												
TOTALS		17	13	28	2			295	44	1	1526		315	4	1720				



Census of *Blue* County,

J. H. Rice & Sons, Printers and Binders, Fort Worth, Texas.

Choctaw Nation, 1885.

NAMES.	AGE.	DESCRIPTION OF PERSONS.					OCCUPATION.	LAND.	LIVE STOCK.						AGRICULTURAL PRODUCTS.				MISCELLANEOUS.
		Male.	Female.	Indian.	White.	Colored.		Acres under Cultivation.	No. of Horses.	No. of Mules.	No. of Cattle.	No. of Sheep.	No. of Goats.	No. of Hogs.	No. Bales of Cotton.	No. Bushels of Corn.	No. Bushels of Wheat.	No. Bushels of Oats.	OTHER INFORMATION.
1408 David Cochran	14	1		1															
1409 Middleton Impson	34	1		1															
1410 Mary E. Impson	28		1	1															
1411 John Impson	9	1		1															
1412 John Vails	36	1			1														
1418 Levina Vails	36		1	1			20	5	18			30	1	200					citizen by marriage
1414 Mary Ader Vail	1		1	1															
1415 Joseph Riley	35	1			1														
1416 Catherine Riley	31		1	1			128	4	28			8	5	200					citizen by marriage
1417 Lorena Nail	13		1	1															
1418 Edward Nail	11	1		1															
1419 Atley Riley	2	1		1															
1420 J. L. Vails	31	1			1														
1421 Mary Vails	30		1	1			24	4	12			60	5	250					citizen by marriage
1422 Ellen Vails	5		1	1															
1423 Harriett Hunter	11		1	1															
1424 Columbus Vails	3	1		1															
1425 James F. Vails	5	1		1															
1426 Phillip Johnson	65	1		1															
1427 Jimeta Chee	57		1	1			8	33	17	21		20							
1428 Amerson Johnson	24	1		1															
1429 Allen Johnson	21	1		1															
1430 Elsie Johnson	17		1	x															
1431 Issiah Johnson	12	1		1															
1432 G. F. Robinson	27	1		1															
1433 Minnie B. Robinson	18		1	1			17												
1434 Stella B. Robinson	2		1	1															
1435 Maud Mary Robinson	2		1	1															
1436 Michael O Dea	41	1		1															
1437 Corrinne O Dea	30		1	1															citizen by marriage
TOTALS		16	14	26	4														
							277	50	110	21		158	9	950					



Census of Blue County,

Choctaw Nation, 1885.

J. H. Rick & Sons, Printers and Binders, 107 N. 2nd St., St. Louis, Mo.

NAMES.	AGE.	DESCRIPTION OF PERSONS.					OCCUPATION.	LAND. Acres under Cultivation.	LIVE STOCK.						AGRICULTURAL PRODUCTS.				MISCELLANEOUS. OTHER INFORMATION.	
		Male.	Female.	Indian.	White.	Colored.			No. of Horses.	No. of Mules.	No. of Cattle.	No. of Sheep.	No. of Goats.	No. of Hogs.	No. Bales of Cotton.	No. Bushels of Corn.	No. Bushels of Wheat.	No. Bushels of Oats.		
1438 Beaula A Puckett	9		1	1																
1439 William Puckett	8	1		1																
1440 Mary Ellen O Dea	3		1	1																
1441 Anna T O Dea	1		1	1																
1442 Corrinne Emily O Dea	m 1		1	1																
1443 Senison Johnson	42	1		1			Farmer	7	2						47					
1444 Nelly Houston	23		1	1																
1445 Afamotema Washington	59		1	1																
1446 Charles Byington	21	1		1																
1447 McKee F. Robinson	29	1		1				40	7		75			40			200			
1448 Lorena Robinson	21		1	1																
1449 Coleman S. Robinson	1	1		1																
1450 Carrie W. Robinson	m 3		1	1																
1451 Solomon Nicholas	38	1		1				10	6		2			40	3	25				
1452 Anna Nicholas	30		1	1																
1453 Sally Nicholas	12		1	1																
1454 Steward Nicholas	8	1		1																
1455 Wade Nicholas	5	1		1																
1456 Lina Nicholas	3		1	1																
1457 Wilburn Nicholas	1	1		1																
1458 Charles Ambee	37	1		1				12	3		4			10			100			
1459 Betsie Ambee	37		1	1																
1460 Rhoda Ambee	15		1	1																
1461 Caroline Ambee	8		1	1																
1462 Lorena Ambee	4		1	1																
1463 Simpson Ambee	22	1		1				1	2					6			20			
1464 Nancy Amber	25		1	1																
1465 Lorena Amber	2		1	1																
1466 Wesley Amber	m 3	1		1																
1467 Ramsey D. Betts	42	1		1				100	12		21	65	8	50	6		200			
TOTALS		13	17	30				170	32		102	65	8	193	9		545			



101 Census of Blue County,

Choctaw Nation, 1885 102


NAMES.	AGE.	DESCRIPTION OF PERSONS.					OCCUPATION.	LAND.		LIVE STOCK.					AGRICULTURAL PRODUCTS.				MISCELLANEOUS.
		Male.	Female.	Indian.	White.	Colored.		Acres under Cultivation.	No. of Horses.	No. of Mules.	No. of Cattle.	No. of Sheep.	No. of Goats.	No. of Hogs.	No. Bales of Cotton.	No. Bushels of Corn.	No. Bushels of Wheat.	No. Bushels of Oats.	OTHER INFORMATION.
1468 Emeline Betts	39	1	1																
1469 William W. Betts	17	1		1															
1470 David D. Betts	15	1		1															
1471 Charles A. Betts	13	1		1															
1472 Manter Betts	5	1		1															
1473 Noah Nicholas	29	1		1		Farmer	6	2	4			35							
1474 Sophia Nicholas	29		1	1															
1475 Lorenda Nicholas	7		1	1															
1476 David Nicholas	4	1		1															
1477 Emily Nicholas	6		1	1															
1478 Adam Nicholas	64	1		1		"	6	1	4			20		30					
1479 Molsie Nicholas	58		1	1															
1480 Reason Nicholas	24	1		1															
1481 Louisa Nicholas	7		1	1															
1482 Hanna King	24		1	1															
1483 Sampson Loring	30	1		1		"	8	1		8		17		20					
1484 Basa Loring	28		1	1															
1485 Calvin Colbert	30	1		1		"	12	4	2			12							
1486 Susan Colbert	27		1	1															
1487 Battieste Shampatabe	18	1		1															
1488 Wesley Shampatabe	18	1		1															
1489 Frank Shompalabe	12	1		1															
1490 Stephen Peter	32	1		1		"	6	5	2			150		60					
1491 Martha Peter	20		1	1															
1492 Cyrus Lankston	30	1		1		"	5	4				33		35					
1493 Levisa Lankston	28		1	1															
1494 Alfred King	30	1		1		"	1	1				17		30					
1495 Corrinne King	26		1	1															
1496 Susan King	7		1	1															
1497. Shimhote	64	1		1			4		2			100							
TOTALS.		17	13	30				48	29	12	8	384		175					



Census of Polk County,

Choctaw Nation, 1885.

NAMES.	AGE.	DESCRIPTION OF PERSONS.					OCCUPATION.	LAND.		LIVE STOCK.					AGRICULTURAL PRODUCTS.			MISCELLANEOUS.	
		Male.	Female.	Indian.	White.	Colored.		Acres under Cultivation.	No. of Horses.	No. of Mules.	No. of Cattle.	No. of Sheep.	No. of Goats.	No. of Hogs.	No. Bales of Cotton.	No. Bushels of Corn.	No. Bushels of Wheat.	No. Bushels of Oats.	OTHER INFORMATION.
1498	Harbee Peter	14	1	1															
1499	Joel Chester	5	1	1															
1500	Chips King	26	1	1			Farmer	20	5	4	10	20		50					
1501	Harriet King	30		1	1														
1502	Charlton King	8	1	1															
1503	Charles Mosley	8	1	1															
1504	Edward Emerson	45	1	1															
1505	Martha Emerson	35		1	1														
1506	Wade H. Emerson	14	1	1															
1507	Henry Celay Emerson	5	1	1															
1508	Chipani	60	1	1															
1509	Washington Daley	22	1	1															
1510	James B. Butler	35	1	1															
1511	Henry Byington	84	1	1			Farmer	50	2	9									
1512	Sally Byington	38		1	1														
1513	Cyrus Byington	13	1	1															
1514	Robert Byington	4	1	1															
1515	Jacob Jones	35	1	1				10	12	1	40	14		150					
1516	Ellen Jones	34		1	1														
1517	Osborn Jones	7	1	1															
1518	William Jones	4	1	1															
1519	Juey Hampton	13		1	1														
1520	Cephus Pope	30	1	1															
1521	Benjamin James	24	1	1															
1522	Francis James	20		1	1														
1523	Malvina Powell	45		1	1			3	4	4									
1524	Clara Bourland	14		1	1														
1525	Addie Bourland	8		1	1														
1526	Ernest Powell	5		1	1														
1527	Elsie M. Powell	2		1	1														
TOTALS		19	11	30				83	25	1	57	24	20	200					



Census of Blue County,

Choctaw Nation, 1885


NAMES.	DESCRIPTION OF PERSONS.						OCCUPATION.	LAND. Acres under Cultivation.	LIVE STOCK.						AGRICULTURAL PRODUCTS.				MISCELLANEOUS. OTHER INFORMATION.
	AGE.	Male.	Female.	Indian.	White.	Colored.			No. of Horses.	No. of Mules.	No. of Cattle.	No. of Sheep.	No. of Goats.	No. of Hogs.	No. Bales of Cotton.	No. Bushels of Corn.	No. Bushels of Wheat.	No. Bushels of Oats.	
1528 Jefferson Pickens	7	1		1															
1529 Wiley Dyer	24	1		1			Farmer	4	6				20						
1530 Rhebe Dyer	33		1	1															
1531 Susupen Dyer	6	1		1															
1532 Emma Dyer	4		1	1															
1533 Heathie Carue	50		1	1				4	5	6		25							
1534 Malsie Barnette	30		1	1															
1535 Vina Barnett	9		1	1															
1536 Noah Barnett	6	1		1															
1537 Allen Wright	55	1		1				20	2			50	1	150	12				
1538 Betzie Wright	25		1	1															
1539 Milton Wright	13	1		1															1
1540 Joseph Wright	5	1		1															
1541 Albert Wright	1	1		1															
1542 Elizabeth Hall	20	1		1															
1543 Harris Holom	35	1		1				1	1			25		50					
1544 Mary Holom	20		1	1															
1545 Isaac Holom	5	1		1															
1546 Lucy Patterson	46		1	1															
1547 Kbachko	70	1		1				12	2			50		30					
1548 Sidney Hays	19	1		1				3				5							
1549 Austin Pickens	30	1		1				2	1	6				30					
1550 Mary Pickens	45		1	1															
1551 Nephus Moore	39	1		1				38	3	1		78		180	10				
1552 Lucy Moore	28		1	1															
1553 Jincy Moore	17		1	1															
1554 Sarah Moore	8		1	1															
1555 David Moore	2	1		1															
1556 Elsie Moore	3		1	1															
1557 James Dyer	65	1		1				2	1			3							
TOTALS	17	13	30					86	21	13		256	1	440	22				



NAMES	AGE	DESCRIPTION OF PERSONS.					OCCUPATION.	LAND.		LIVE STOCK.						AGRICULTURAL PRODUCTS.				MISCELLANEOUS.
		Male.	Female.	Indian.	White.	Colored.		Acres under Cultivation.	No. of Horses.	No. of Mules.	No. of Cattle.	No. of Sheep.	No. of Goats.	No. of Hogs.	No. Bales of Cotton.	No. Bushels of Corn.	No. Bushels of Wheat.	No. Bushels of Oats.	OTHER INFORMATION	
1558 Kittie Meyer	13		1	1																
1559 Mary Meyer	7		1	1																
1560 Jonas Grazier	63	1		1			Farmer		3				4		90					
1561 Allen Grazier	18	1		1																
1562 Mary Grazier	10		1	1																
1563 Serena Grazier	1		1	1																
1564 Sally Brown	44		1	1			"	3	1				4							
1565 Bris Hayes	15	1		1																
1566 Clement Tobley	37	1		1				20	5				60		100					
1567 Suckie Tobley	45		1	1																
1568 Lucie Brown	40		1	1				8	2				30							
1569 Francis Peter	17	1		1																
1570 Isom Brown	30	1		1																
1571 James Robinson	40	1		1			"	12	3				40		130					
1572 Joyous Robinson	33	1		1																
1573 Hanna Robinson	17		1	1																
1574 George Robinson	6	1		1																
1575 Bacon Patterson	20	1		1			"	2		3			7							
1576 Lucy Anna Going	7		1	1																
1577 Susa S. Going	1		1	1																
1578 Lyman Going	13	1		1																
1579 Madison Lucas	27	1		1			"						15							
1580 Margaretta Nail	28		1	1																
1581 Mary Jane Nail	5		1	1																
1582 Bissell Couch	39	1		1				2	1				25		30					
1583 Eliza Couch	35		1	1																
1584 Isias Couch	12	1		1																
1585 Hogan Peter	38	1		1			"	3					6		5					
1586 Elizabeth Peter	25		1	1																
1587 Eastman Tchomba	29	1		1			"	4	2				10		40					
TOTALS		16	14	30				54	17	3			201		395					




NAMES.	AGE.	DESCRIPTION OF PERSONS.					OCCUPATION.	LAND.	LIVE STOCK.					AGRICULTURAL PRODUCTS.				MISCELLANEOUS.	
		Male.	Female.	Indian.	White.	Colored.		Acres under Cultivation.	No. of Horses.	No. of Mules.	No. of Cattle.	No. of Sheep.	No. of Goats.	No. of Hogs.	No. Bales of Cotton.	No. Bushels of Corn.	No. Bushels of Wheat.	No. Bushels of Oats.	OTHER INFORMATION.
1588 Louisa Dehomba	3		1	1															
1589 Charles Dehomba	16	1		1															
1590 Jefferson Fillmore	35	1		1		Farmer	30	7		21		80							
1591 Isabelle Fillmore	38		1	1															
1592 Allen Fillmore	6	1		1															
1593 Malvina Lewis	25		1	1															
1594 Joslin Lewis	4	1		1			12					7		10					
1595 Mary Lewis	1		1	1															
1596 Sallia Adam	40		1	1															
1597 Sinae Adam	11		1	1			1					2							
1598 Charles Adam	1	1		1															
1599 Roberson Byington	35	1		1															
1600 Belinda Byington	29		1	1			12	2				18		30					
1601 Harris Byington	9	1		1															
1602 Julian Byington	8		1	1															
1603 Jimmon Byington	5	1		1															
1604 Peter Byington	3	1		1															
1605 Alleuton Jones	27	1		1															
1606 G Hogan	23	1		1			4					4							
1607 Mary Hogan	20		1	1			8	2				23		50					
1608 Wilmon Hogan	3	1		1															
1609 Judson Frazier	45	1		1															
1610 Tennessee Frazier	44		1	1			3	6		2	3	2	3						
1611 Luckey Frazier	10	1		1															
1612 Calloway Frazier	9	1		1															
1613 Louis Frazier	11	1		1															
1614 Hudson Frazier	23	1		1															
1615 Calie Frazier	20	1		1			2	1		7		6		7					
1616 Alice Frazier	4		1	1															
1617 Bacon Colbert	31	1		1			3					7		8					
TOTALS	19-11-30							25-18		9	24	2	150		112				



Census of *Blue* County,

Choctaw Nation, 1885


		DESCRIPTION OF PERSONS.						LAND.							LIVE STOCK.				AGRICULTURAL PRODUCTS.				MISCELLANEOUS.
NAMES.		AGE.	Male.	Female.	Indian.	White.	Colored.	OCCUPATION.	Acres under Cultivation.	No. of Horses.	No. of Mules.	No. of Cattle.	No. of Sheep.	No. of Goats.	No. of Hogs.	No. Bales of Cotton.	No. Bushels of Corn.	No. Bushels of Wheat.	No. Bushels of Oats.	OTHER INFORMATION.			
1618	Lucy Colbert	48		1	1																		
1619	Jesse Harly	37	1		1			Farmer	12	5			14	5	80		115						
1620	Belenie Harly	46		1	1																		
1621	Francis Moses	13		1	1																		
1622	George Moses	11	1		1																		
1623	Lovisa Jehomba	24		1	1																		
1624	George	38	1		1																		
1625	Emily	36		1	1				6	2		4			10		30						
1626	Amos	7		1	1																		
1627	Jesse	5	1		1																		
1628	Dock	2	1		1																		
1629	Josiah Homma	30	1		1																		
1630	Betsee Homma	23		1	1										1								
1631	Isabelle Jones	30		1	1																		
1632	Edmund Jones	1	1		1																		
1633	Jackson Louis	25	1		1				10	2		10			100		60						
1634	Martha Louis	20		1	1																		
1635	Ephraim Myer	28	1		1				8	3					120	1	80						
1636	Elija Ann Maya	21		1	1																		
1637	Abel Louis	23	1		1				5	1					10								
1638	Elsie Stout	20		1	1																		
1639	Peter Louis	3	1		1																		
1640	Abel Watson	22	1		1				35	5					20		30						
1641	Linda Watson	31		1	1																		
1642	Biren Watson	6	1		1																		
1643	Willman Watson	5	1		1																		
1644	Burris Watson	1	1		1																		
1645	Hokey Louis	65		1	1																		
1646	Lottie Ann Louis	9		1	1				4						2								
1647	Johnson Fletcher	25	1		1				1						3								
TOTALS		17	13	30					49	18		14	14	5	346	1	315						



Census of *Blue* County,

Choctaw Nation, 1885


NAMES.	DESCRIPTION OF PERSONS.						OCCUPATION.	LAND.		LIVE STOCK.						AGRICULTURAL PRODUCTS.				MISCELLANEOUS.
	AGE.	Male.	Female.	Indian.	White.	Colored.		Acres under Cultivation.	No. of Horses.	No. of Mules.	No. of Cattle.	No. of Sheep.	No. of Goats.	No. of Hogs.	No. Bales of Cotton.	No. Bushels of Corn.	No. Bushels of Wheat.	No. Bushels of Oats.	OTHER INFORMATION.	
1648 Aaron Homma	31	1		1			Farmer	7	11				24		75					
1649 Mariah Homma	34		1	1																
1650 Serena Homma	32		1	1																
1651 Peter Maytubbe Sr	48	1		1			"	40	9	1	80		80	800	80					
1652 Tabitha Maytubbe	27		1		1															
1653 S. W. Maytubbe	23	1		1															Citizen by marriage	
1654 Lourinda Maytubbe	15		1	1																
1655 Peter Maytubbe Jr	13	1		1																
1656 Mary Maytubbe	11		1	1																
1657 Benjamin Maytubbe	7	1		1																
1658 Madge Maytubbe	4		1	1																
1659 Sophina Maytubbe	3		1	1																
1660 Susan Maytubbe	1		1	1																
1661 D. G. Maytubbe	6	1		1																
1662 David Perkins	72	1		1			"	39	14		18	62	6	100	100				25 bu. Potatoes.	
1663 Elsie Perkins	60		1	1																
1664 Nicholas Perkins	14	1		1																
1665 Lou Perkins	10		1	1																
1666 Solomon King	35	1		1																
1667 Rebacca King	40							5	10		40	8	200	50						
1668 Sarah King	6		1	1																
1669 George Perkins	23	1		1									6							
1670 Susan Perkins	20		1	1																
1671 N. A. Perkins	37	1		1			"	40	17		12	15	400	160					36	
1672 Louisa Perkins	39		1	1																
1673 Joseph Hampton	22	1		1																
1674 Henry Crushman	25	1		1			"	8	9				3							
1675 Sinai Crushman	16		1	1																
1676 Charles Aely	22	1		1																
1677 Eliza Aely	28		1	1					2											
TOTALS		14	16	39	1			134	67	1	150	85	6	813	1185	80	36			



Census of Blue County,

Choctaw Nation, 1885

NAMES.	DESCRIPTION OF PERSONS.						OCCUPATION.	LAND.	LIVE STOCK.						AGRICULTURAL PRODUCTS.				MISCELLANEOUS.
	AGE.	Male.	Female.	Indian.	White.	Colored.		Acres under Cultivation.	No. of Horses.	No. of Mules.	No. of Cattle.	No. of Sheep.	No. of Goats.	No. of Hogs.	No. Bales of Cotton.	No. Bushels of Corn.	No. Bushels of Wheat.	No. Bushels of Oats.	OTHER INFORMATION.
1678 David Perkins jr	23	1		1									20						
1679 Roberson Hall	55	1		1			Farmer	3					55						
1680 Sissie Hall	26		1	1															
1681 Louis Hall	12	1		1															
1682 Lawrence Hall	6	1		1															
1683 Selon Hall	5	1		1															
1684 Robinson Hall	1	1		1															
1685 Coleman	28	1		1															
1686 Solomon Louis	34	1		1				2											
1687 Horbis Louis	48	1		1				30	2	30		15		40					
1688 Sarah Louis	21		1	1															
1689 Eliza Louis	16		1	1															
1690 Jimmon Louis	9	1		1															
1691 Belamy Louis	3		1	1															
1692 Abel Wade	28	1		1				15	4	6	2	10		15					
1693 Agnes Wade	25		1	1															
1694 Elsie Wade	3		1	1															
1695 Jefferson Wade	1	1		1															
1696 Johnson Cole	50	1		1				20	2	6		8							
1697 Lottie Cole	40		1	1															
1698 Taman Wallace	12	1		1															
1699 Anna Wallace	35		1	1															
1700 Joram Johnson	35	1		1					3			11							
1701 Abistam Lewis	40	1		1				22	5			80		25					
1702 Nancy Lewis	31		1	1															
1703 Silas Lewis	10	1		1															
1704 Wallace Lewis	7	1		1															
1705 Sophina Lewis	1		1	1															
1706 Frank Perkins	32	1		1				4	4	3		40		50					
1707 Susan Perkins	33		1	1															
TOTALS	19	11	30					90	23	45	2	239		180					




Census of Blue County,

Choctaw Nation, 1885

NAMES.	AGE.	DESCRIPTION OF PERSONS.					OCCUPATION.	LAND.	LIVE STOCK.						AGRICULTURAL PRODUCTS.			MISCELLANEOUS.	
		Male.	Female.	Indian.	White.	Colored.			Acres under Cultivation.	No. of Horses.	No. of Mules.	No. of Cattle.	No. of Sheep.	No. of Goats.	No. of Hogs.	No. Bales of Cotton.	No. Bushels of Corn.	No. Bushels of Wheat.	No. Bushels of Oats.
1708 Elsie Perkins	3		1	1															
1709 Iona Perkins	2		1	1															
1710 Tanapishabe Perkins	3		1	1															
1711 Sophia Brown	30		1	1															
1712 George Lealey	6		1	1					5					16					
1713 Linie Hokeey	5		1	1															
1714 Jefferson Loebe	28		1	1															
1715 Susan Okpols haya	27		1	1															
1716 Amelia Okpols haya	8		1	1			15	8		15			40		50				
1717 Nancy Okpols haya	2		1	1															
1718 Franklin Hardin	44		1	1															
1719 Susan	4		1	1			16	2					60	1	80				
1720 Elsie	3		1	1															
1721 Charles Leason	15		1	1															
1722 Joel Byington	26		1	1			1						3						
1723 Susan Byington	18		1	1															
1724 Watson Byington	2		1	1															
1725 Emery King	40		1	1															
1726 Jesse King	12		1	1			10	4		7	5		10		15				
1727 William H. Goforth Jr	26		1	1															
1728 Susan Goforth	19		1	1				2		6			60						
1729 Herlena Goforth	3		1	1															
1730 Izgonia Goforth	1		1	1															
1731 Betty Johnson	37		1	1			2	6					6						
1732 George B. Hall	50		1	1															
1733 Josiah Sewitt	25		1	1															
1734 Silvia Sewitt	2		1	1															
1735																			
1736																			
1737																			

TOTALS



Census of Blue County,

NAMES.	AGE.	DESCRIPTION OF PERSONS.					OCCUPATION.
		Male.	Female.	Indian.	White.	Colored.	
1735. Eden Daily	3	1		1			
1736 George Lewitt	1	1		1			
1737 Willis Chafatikabe	40	1		1			
1738 Edmund Turnbull	33	1		1			
1739 Laura Turnbull	30		1	1			
1740 Green Jackson	13	1		1			
		5	1	6			

The whole number of population in the County of Blue
 are - 904 Males - and 836 females; 1647 Indians;
 90 whites & - 3 Colored -

10 093 Acres under Cultivation.

3232 Horses, & 138 Mules; 24420 Cattle;

3220 sheep; 107 goats; 22751 Hogs; 405 bales of Cotton;

45103 bu. of corn; 759 bu. of wheat; 8976 bu. oats;

I hereby certify that the foregoing transcript of the
 Census of Blue County, is a true and correct
 Copy taken from the Original Record book now
 on file in my office.

In witness hereto I have affixed the
 seal of the Choctaw Nation This the
 5th day of August A.D. 1886,

Thompson McKimney
 National Secretary
 Choctaw Nation.



TOTALS

MICROCOPY

595

ROLL

623

